


Control and signaling units Ø 22

Harmony® XB7 monolithic

Catalog

January 2018



Quick access to Product information

Select your Catalogue, your Training

Digi-Cat

The complete digital catalogue for industrial automation



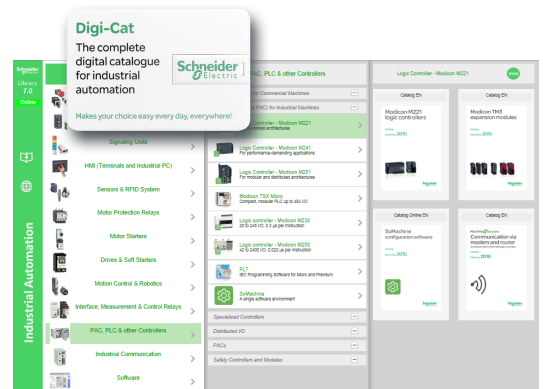
Makes your choice easy every day, everywhere!



With just 3 clicks, you can reach the 7,000 pages of the Automation & Industrial Control catalogue, in both English and French.

- Digi-Cat is available on a USB key (for PC). To get your Digi-Cat, please contact your local center
- Download Digi-Cat from this address:

<http://digi-cat.schneider-electric.com/download.html>

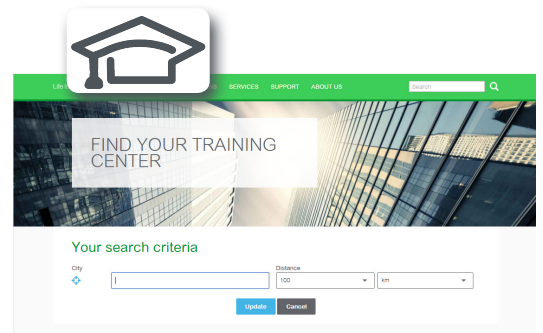
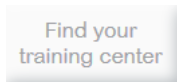


Find your training

- Find the right training for your needs
- Locate the training center with the selector tool, using this address:

<http://www.schneider-electric.com/b2b/en/services/training/technical-training.jsp>

then click on











Life Is On



















General contents

Harmony® XB7, monolithic

| | |
|--------------------------------------------------------|----------------|
| Selection guide | <i>page 2</i> |
| ■ Presentation | <i>page 4</i> |
| ■ Description | <i>page 5</i> |
| ■ References | |
| □ Pushbuttons, spring return | |
| - Unmarked..... | <i>page 6</i> |
| - Marked | <i>page 7</i> |
| - Illuminated with integral LED | <i>page 8</i> |
| - With BA 9s base fitting | <i>page 8</i> |
| □ Pilot lights | |
| - With integral LED..... | <i>page 9</i> |
| - With BA 9s base fitting | <i>page 9</i> |
| □ Selector switches | |
| - With standard handle..... | <i>page 9</i> |
| - Key switches..... | <i>page 9</i> |
| □ Emergency stop | |
| - Trigger action and mechanical latching..... | <i>page 10</i> |
| □ Emergency switching off | |
| - Mechanical latching..... | <i>page 10</i> |
| □ Accessories | |
| - Circular Legends for mushroom head pushbuttons | <i>page 11</i> |
| □ Legends and legend holders..... | <i>page 12</i> |
| □ BA 9s bulbs..... | <i>page 13</i> |
| □ Lenses..... | <i>page 13</i> |
| □ Other accessories..... | <i>page 14</i> |
| ■ Product reference index | <i>page 16</i> |

| Type of products | Pilot lights | Pushbuttons, selector switches and pilot lights | | | Biometric switches | |
|---------------------------------------|-----------------------------------------------------------------------------------|-----------------------------------------------------------------------------------------------------------------------------------------------------------------------------------------------------------------------------------------------------------------------------------------------------------------------|----------------------------------------------------------------------------------------------|------------------------------------------------------------------------------------------------------------------------------------------------|--------------------------------------------------------------------------------------------------------------------------------------------------------------------------------------------------------------------------------|-----------------------------------------------------------------|
| |  |  |  |  |  | |
| |  |  |  |  |  | |
| |  |  |  |  |  | |
| |  |  |  |  |  | |
| Description of range | <ul style="list-style-type: none"> LED pilot lights | <ul style="list-style-type: none"> Pushbuttons Multiple-headed pushbuttons Emergency Stop pushbuttons Selector switches and key switches Illuminated pushbuttons Pilot lights Flush mounted Pushbuttons, Selector switches, and Pilot lights (1) | | | <ul style="list-style-type: none"> Fingerprint readers 24V ~ Stand-alone biometric switches Stand-alone USB biometric switches USB biometric switches dedicated to Schneider HMI (2) | |
| Features | Products | Monolithic, compact, low consumption | Complete units or sub-assemblies (body + head) | | | Monolithic |
| | Bezel | Double insulated | Double insulated (4) | Metal, chromium plated or black | Double insulated | Double insulated, dark grey |
| | Shape of head | Circular | Circular, square or rectangular | Circular | Circular or square | – |
| Drilling or cut-out for fixing | | Ø 8 mm and Ø 12 mm/0.315 in. and 0.472 in. | Ø 16 mm/0.630 in. | Ø 22 mm/0.866 in. | Ø 22 mm/0.866 in. | Ø 22 mm/0.866 in. |
| | | | | | | Ø 30 mm/1.181 in. (for flush mounted control & signaling units) |
| Degree of protection | Conforming to IEC 60529 | IP 40 IP 65 with seal | IP 65 | IP 66, IP 67, IP 69, and IP 69K | | IP 65 (control button) |
| | Conforming to UL 508 and CSA C22-2 No. 14 | – | Enclosure type 4, 4X and 13 | | | Enclosure type 12 |
| Cabling | | Tags for 2.8 x 0.5 mm/0.110 x 0.020 in. connectors or threaded connector | Faston connectors Solder pins for printed circuit boards (4) Fast connector socket (5) | Spring clamp terminal connections Screw clamp terminal connections Faston connectors Connector with adapter for printed circuit board | | Cable or connectors |
| Mounting | Panel thickness | 1...8 mm/0.039...0.315 in. | 1...6 mm/0.039...0.236 in. | | | |
| Type references | | XVLA | XB6, XB6E | XB4 | XB5 | XB5S |

(1) Flush mounted control & signaling units are available only for Harmony XB5 range.
 (2) Compatible with Magelis iPC, STU, OT, GXO, GT (except GT1000 series), GK, GH, and GTO models.
 (3) Wireless and batteryless pushbutton and receiver ready-paired at the factory.

| Wireless and batteryless pushbuttons | Pushbuttons, selector switches and pilot lights | Joystick controllers | Pushbuttons, selector switches and pilot lights | Cam switches | | | | |
|-------------------------------------------------------------------------------------|-------------------------------------------------------------------------------------------------------------------------------------------------------------------------------------------------------------------------------------------------------|----------------------------------------------------------------------------------------------------------------------------------------------------------------------------------------------------------------------------------|-------------------------------------------------------------------------------------------------------|--------------------------------------------------------------------------------------------------------------------------------------------------------------------------------------------------|--------------------------------------------------------------------------------------------------------------------------------------------------------------------------------------------------------------------------------------------------------------------------------------------------------|---------------------------------------------------------------------------------------------------------------------------------------------------|---------------|----------------------------------------|
|  |  |  |  |  | | | | |
|  |  |  |  |  | | | | |
|  |  |  |  |  | | | | |
|  |  |  |  |  | | | | |
| Description of range | <ul style="list-style-type: none"> Wireless and batteryless pushbuttons and rope pull switch Configurable receivers Access point Relay-antenna Mobile handy box or plastic boxes for wall mounting | <ul style="list-style-type: none"> Pushbuttons Emergency Stop and Emergency switching off pushbuttons Selector switches and key switches Illuminated pushbuttons Pilot lights | <ul style="list-style-type: none"> 2 or 4 direction Stay put or spring return | <ul style="list-style-type: none"> Pushbuttons Emergency Stop buttons Selector switches and key switches Illuminated pushbuttons Pilot lights | <ul style="list-style-type: none"> Switches Stepping switches Reversing and changeover switches Ammeter switches Voltmeter switches Reversing switches Star-delta and reversing star-delta switches Pole change switches | | | |
| Features | Products | Ready-to-use packs (3) and "components" range | Monolithic | Complete units or sub-assemblies (body + head with lever) | Complete units or sub-assemblies (body + head) | Complete units or sub-assemblies (body + front panel+ head) | | |
| | Bezel | Metal, chromium plated or double insulated, black | Double insulated, dark grey (or white for pilot lights) | Metal, chromium plated | Double insulated, black | Metal, chromium plated or double insulated, black | | |
| | Shape of head | Transmitter with circular head | Circular | Circular | Hexagonal | Square | | |
| Drilling or cut-out for fixing | | Ø 22 mm/0.866 in. | | | Ø 30 mm/1.181 in. | Ø 16 or Ø 22 mm/0.630 or 0.866 in.: series K10 Ø 22 mm/0.866 in. and multifixing: series K1/K2 4 holes, 48 or 68 centres: series K30...K150 | | |
| Degree of protection | Conforming to IEC 60529 | IP 65 | IP 65 (control buttons and pilot lights) IP 54 (Emergency switching off pushbuttons) | IP 65 | IP 66 | IP 65: series K10 IP 40, IP 65 with seal: series K1/K2 IP 40: series K30...K150 | | |
| | Conforming to UL 508 and CSA C22-2 No. 14 | Enclosure type 12 | Enclosure type 3 (pushbuttons and Emergency stop) and 4 (pilot lights) | Enclosure type 4, 4X and 13 | Enclosure type 4 and 13 (9001K) Enclosure type 4, 4X, 13 (9001SK) | – | | |
| Cabling | | Wireless (transmitter) Through cable (receiver) | Screw and captive clamp terminal connections Faston clip connections (pilot lights) | Screw and captive clamp terminal connections | | | | |
| Mounting | Panel thickness | 1...6 mm/0.039...0.236 in. | | | | 0.5...6 mm/0.020...0.236 in. (depending on model) | | |
| Type references | | XB5R, XB4R | XB7 | XD4PA | XD2GA | XD5PA | 9001K, 9001SK | K10, K1, K2, K30, K50, K63, K115, K150 |

(4) For Harmony XB6 only.
 (5) For Harmony XB6E only.

Presentation

The Harmony® XB7 range of plastic control and signaling units is a monolithic range designed for use in the industrial, tertiary and building sectors. It is simple to use and quick to install.

- This range includes:
 - Pushbuttons and switches designed for Start/Stop control of machines and installations, adjustment and parametering (contact functions): Pushbuttons, selector/key switches, Emergency stop or Emergency switching off pushbuttons
 - Pilot lights designed for visual signaling (signaling functions)
 - Illuminated pushbuttons designed for control and signaling (contact functions + signaling functions)
- The range comprises complete units, with round plastic bezel, and 6 pilot light colors.
- The pushbutton and switch control offer comprises:
 - Flush and projecting spring return pushbuttons, with or without marking
 - Flush latching pushbuttons, without marking
 - Projecting spring return or latching illuminated pushbuttons
 - Emergency stop trigger action and mechanically latching mushroom head pushbuttons (conforming to standards EN/IEC 60204-1 and EN/ISO 13850)
 - Emergency switching off mechanically latching mushroom head pushbuttons (conforming to standard IEC 60364-5-53)
 - Selector switches, with standard black handle, and key switches
 - Legends and legend holders
 - Accessories and spare parts
- The pilot light signaling offer includes:
 - Pilot lights with integral LED
 - Pilot lights for BA 9s base fitting bulbs

The two types of pilot lights are for direct supply or with resistor.

Installation

- Harmony XB7 products are both simple and quick to install:
 - Mounting by single installer
 - Fixing by a single locking nut
- Two types of connection are available:
 - Screw clamp terminals
 - Faston connectors (only for pilot lights)

Environment


The performance features of the XB7 range meet the following specifications:

- International standards and approvals:
 - For the entire range: EN/IEC 60947-1, EN/IEC 60947-5-1, EN/IEC 60947-5-4, UL 508, CSA C22-2 no. 14, GB 14048.5
 - For Emergency stop pushbuttons: EN/IEC 60947-5-5, EN/ISO 13850 and EN/IEC 60204-1
 - For Emergency switching off pushbuttons: EN/IEC 60364-5-53
- International certifications: UL, CSA, CCC, GOST.
- Degrees of protection:
 - Front face: IP 65 (IP 54 for Emergency switching off pushbuttons)
 - Rear face: IP 20 (protection against direct contact)

For more technical information, please refer to our website www.schneider-electric.com.

Complete units: Contact functions

Spring return pushbuttons marked/unmarked



Flush

XB7NA●●: see page 6


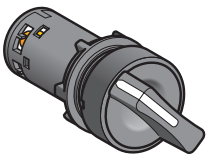
Projecting

XB7NL●●: see page 6

Flush

XB7NH●●: see page 6

Selector switches and key switches



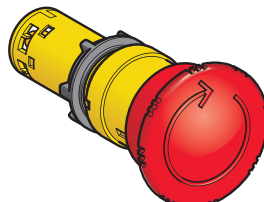
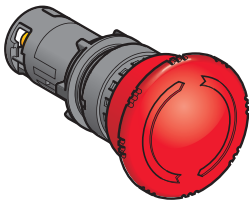
Standard handle, black

XB7ND●●: see page 9

Key operated

XB7NG●●: see page 9

Emergency switching off pushbuttons



Turn to release/Key release


XB7ES●●P: see page 10

Turn to release/Push-pull/Key release

XB7NS●●●/XB7NT●●●: see page 10

Complete units: Signaling functions

Pilot lights




With integral LED

XB7EV0●●P: see page 8

With BA 9s base fitting, direct supply or with resistor

XB7EV7●●P, XB7EV6●●P: see page 8

Illuminated pushbuttons, with projecting push



With integral LED, spring return or latching







XB7NW●●●, XB7NJ●●●1: see page 8

With BA 9s base fitting, spring return or latching





XB7NW●●61, XB7NJ●●61: see page 8

Legend holders, legends, accessories and bulbs


See pages 11, 12 and 13

| Pushbuttons | | | | | | | | | | |
|-----------------------------------------------------------------------------------------------|--------------|-------------------------------------------------------------------------------------|----|---------|-------|---------------|-----------------|----------------|--------------|-------------|
| Shape of head | Type of push | Type of contact | | Marking | | Color of push | Sold in lots of | Unit reference | Weight kg/lb | |
| | | NO | NC | Text | Color | | | | | |
| Spring return pushbutton without marking | | | | | | | | | | |
|  XB7NA31 | Flush |  | 1 | – | – | – | White | 10 | XB7NA11 | 0.021/0.046 |
| | | | 1 | – | – | – | Black | 10 | XB7NA21 | 0.021/0.046 |
| | | | 1 | – | – | – | Green | 10 | XB7NA31 | 0.021/0.046 |
| | | | 1 | – | – | – | Yellow | 10 | XB7NA81 | 0.021/0.046 |
| | | | 1 | 1 | – | – | White | 10 | XB7NA15 | 0.021/0.046 |
| | | | 1 | 1 | – | – | Black | 10 | XB7NA25 | 0.021/0.046 |
| | | | 1 | 1 | – | – | Green | 10 | XB7NA35 | 0.021/0.046 |
| | | | 1 | 1 | – | – | Red | 10 | XB7NA45 | 0.021/0.046 |
| | | | 1 | 1 | – | – | Blue | 10 | XB7NA65 | 0.021/0.046 |
| | | | 1 | 1 | – | – | Yellow | 10 | XB7NA85 | 0.021/0.046 |
| | | | – | 1 | – | – | Red | 10 | XB7NA42 | 0.021/0.046 |
| | | | 2 | – | – | – | Black | 10 | XB7NA23 | 0.021/0.046 |
| | | | 2 | – | – | – | Green | 10 | XB7NA33 | 0.021/0.046 |
| – | 2 | – | – | Red | 10 | XB7NA44 | 0.021/0.046 | | | |
|  XB7NL42 | Projecting |  | – | 1 | – | – | Red | 10 | XB7NL42 | 0.021/0.046 |
| | | | 1 | 1 | – | – | Red | 10 | XB7NL45 | 0.021/0.046 |
| | | | – | 2 | – | – | Red | 10 | XB7NL44 | 0.021/0.046 |
| Latching pushbutton without marking | | | | | | | | | | |
|  XB7NH21 | Flush |  | 1 | – | – | – | Black | 10 | XB7NH21 | 0.021/0.046 |
| | | | 1 | – | – | – | Green | 10 | XB7NH31 | 0.021/0.046 |
| | | | 1 | 1 | – | – | Black | 10 | XB7NH25 | 0.021/0.046 |
| | | | 1 | 1 | – | – | Green | 10 | XB7NH35 | 0.021/0.046 |
| | | | 1 | – | – | – | Yellow | 10 | XB7NH81 | 0.021/0.046 |






Pushbuttons (continued)

| Shape of head | Type of push | Type of contact | | Marking | | Color of push | Sold in lots of | Unit reference | Weight kg/lb | |
|-------------------------------------------------------------------------------------|--------------|-------------------------------------------------------------------------------------|-------|---------|--------|---------------|-----------------|----------------|--------------|-------------|
| | | NO | NC | Text | Color | | | | | |
| Spring return pushbutton with marking | | | | | | | | | | |
|  | Flush |  | 1 | – | I | White | Green | 10 | XB7NA3131 | 0.021/0.046 |
| | | | 1 | – | II | White | Green | 10 | XB7NA3136 | 0.021/0.046 |
| | | | 1 | – | MARCHE | White | Green | 10 | XB7NA3142 | 0.021/0.046 |
| | | | 1 | – | START | White | Green | 10 | XB7NA3133 | 0.021/0.046 |
| | | | 1 | – | ↓ | Black | White | 10 | XB7NA11343 | 0.021/0.046 |
| | | | 1 | – | ↑ | Black | White | 10 | XB7NA11341 | 0.021/0.046 |
| | | | 1 | – | ↓ | White | Black | 10 | XB7NA21343 | 0.021/0.046 |
| | | | 1 | – | ↑ | White | Black | 10 | XB7NA21341 | 0.021/0.046 |
| | | | – | 1 | O | White | Red | 10 | XB7NA4232 | 0.021/0.046 |
| | | | – | 1 | STOP | White | Red | 10 | XB7NA4234 | 0.021/0.046 |
| | | | – | 1 | ARRET | White | Red | 10 | XB7NA4233 | 0.021/0.046 |
| | | | – | 1 | ARRET | White | Black | 10 | XB7NA2233 | 0.021/0.046 |
| | | | 2 | – | I | White | Green | 10 | XB7NA3331 | 0.021/0.046 |
| | | | 2 | – | II | White | Green | 10 | XB7NA3336 | 0.021/0.046 |
| | | | 2 | – | MARCHE | White | Green | 10 | XB7NA3342 | 0.021/0.046 |
| | | | 2 | – | START | White | Green | 10 | XB7NA3333 | 0.021/0.046 |
| | | | 1 | 1 | O | White | Red | 10 | XB7NA4532 | 0.021/0.046 |
| | | | 1 | 1 | STOP | White | Red | 10 | XB7NA4534 | 0.021/0.046 |
| | | | 1 | 1 | ↓ | Black | White | 10 | XB7NA15343 | 0.021/0.046 |
| | | | 1 | 1 | ↑ | Black | White | 10 | XB7NA15341 | 0.021/0.046 |
| 1 | 1 | ARRET | White | Black | 10 | XB7NA2533 | 0.021/0.046 | | | |
| 1 | 1 | ↓ | White | Black | 10 | XB7NA25343 | 0.021/0.046 | | | |
| 1 | 1 | ↑ | White | Black | 10 | XB7NA25341 | 0.021/0.046 | | | |
| 1 | 1 | ARRET | White | Red | 10 | XB7NA4533 | 0.021/0.046 | | | |
|  | Projecting |  | – | 1 | ARRET | White | Red | 10 | XB7NL4233 | 0.021/0.046 |
| | | | – | 1 | O | White | Red | 10 | XB7NL4232 | 0.021/0.046 |
| | | | – | 1 | STOP | White | Red | 10 | XB7NL4234 | 0.021/0.046 |
| | | | – | 1 | ARRET | White | Black | 10 | XB7NL2233 | 0.021/0.046 |
| | | | 1 | 1 | ARRET | White | Red | 10 | XB7NL4533 | 0.021/0.046 |
| | | | 1 | 1 | O | White | Red | 10 | XB7NL4532 | 0.021/0.046 |
| | | | 1 | 1 | STOP | White | Red | 10 | XB7NL4534 | 0.021/0.046 |
| | | | 1 | 1 | ARRET | White | Black | 10 | XB7NL2533 | 0.021/0.046 |



| Illuminated pushbuttons, with projecting push | | | | | | | |
|-------------------------------------------------------------------------------------|------------------------------------------------|---------------|-----------------|--------------------------------------|-----------|-----------|--------------|
| With integral LED | | | | | | | |
| Shape of head | Type of push and contacts | Color of lens | Sold in lots of | Unit reference by supply voltage (1) | | | Weight kg/lb |
| | | | | 24 V ~/∞ | 120 V ~ | 230 V ~ | |
|  | Spring return push with NO and NC contacts (1) | Green | 10 | XB7NW33B1 | XB7NW33G1 | XB7NW33M1 | 0.023/0.051 |
| | | Red | 10 | XB7NW34B1 | XB7NW34G1 | XB7NW34M1 | 0.023/0.051 |
| | | | 10 | XB7NW34B2 | XB7NW34G2 | XB7NW34M2 | 0.023/0.051 |
| | | Orange | 10 | XB7NW35B1 | XB7NW35G1 | XB7NW35M1 | 0.023/0.051 |
| | | Blue | 10 | XB7NW36B1 | XB7NW36G1 | XB7NW36M1 | 0.023/0.051 |
| | | Clear | 10 | XB7NW37B1 | XB7NW37G1 | XB7NW37M1 | 0.023/0.051 |
| | | Yellow | 10 | XB7NW38B1 | XB7NW38G1 | XB7NW38M1 | 0.023/0.051 |
|  | Latching push | Green | 10 | XB7NJ03B1 | XB7NJ03G1 | XB7NJ03M1 | 0.023/0.051 |
| | | Red | 10 | XB7NJ04B1 | XB7NJ04G1 | XB7NJ04M1 | 0.023/0.051 |
| | | | 10 | XB7NJ04B2 | XB7NJ04G2 | XB7NJ04M2 | 0.023/0.051 |
| | | Orange | 10 | XB7NJ05B1 | XB7NJ05G1 | XB7NJ05M1 | 0.023/0.051 |
| | | Blue | 10 | XB7NJ06B1 | XB7NJ06G1 | XB7NJ06M1 | 0.023/0.051 |
| | | Clear | 10 | XB7NJ07B1 | XB7NJ07G1 | XB7NJ07M1 | 0.023/0.051 |
| | | Yellow | 10 | XB7NJ08B1 | XB7NJ08G1 | XB7NJ08M1 | 0.023/0.051 |



| With BA 9s base fitting (2) | | | | | | | |
|-------------------------------------------------------------------------------------|---------------|-------------------------------------------------------------------------------------|-------------------------------------------------------------------------------------|-----------------|-------------------------------------------------------------------------------------|-------------------------------------------------------------------------------------|--------------|
| Shape of head | Type of push | Type of contact | | Color of lights | Sold in lots of | Unit reference 250 V ~ max. | Weight kg/lb |
| | | NO | NC | | | | |
|  | Spring return |  |  | Green | 10 | XB7NW3361 | 0.022/0.048 |
| | | | | Red | 10 | XB7NW3461 | 0.022/0.048 |
| | | | | Orange | 10 | XB7NW3561 | 0.022/0.048 |
| | | | | Blue | 10 | XB7NW3661 | 0.022/0.048 |
| | | | | Clear | 10 | XB7NW3761 | 0.022/0.048 |
| | | | | Yellow | 10 | XB7NW3861 | 0.022/0.048 |
| | | | | Latching |  |  | Green |
| | Red | 10 | XB7NJ0461 | | | | 0.022/0.048 |
| | Orange | 10 | XB7NJ0561 | | | | 0.022/0.048 |
| | Blue | 10 | XB7NJ0661 | | | | 0.022/0.048 |
| | Clear | 10 | XB7NJ0761 | | | | 0.022/0.048 |
| | Yellow | 10 | XB7NJ0861 | | | | 0.022/0.048 |

(1) All product references ending in "1" are for products with "NO" contacts (example: XB7NW34B1).

All product references ending in "2" are for products with "NC" contacts (example: XB7NW34B2).

(2) Bulb, 1.2 W maximum, to be ordered separately. See page 13.

Pilot lights

With integral LED



XB7EV08BP

| Shape of head | Type of light source (included) | Color of lens | Sold in lots of | Unit reference by supply voltage (1) | | | Weight kg/lb |
|---------------|---------------------------------|---------------|-----------------|--------------------------------------|-----------|-----------|--------------|
| | | | | 24 V ~/- | 120 V ~ | 230 V ~ | |
| | Integral LED | Green | 10 | XB7EV03BP | XB7EV03GP | XB7EV03MP | 0.020/0.044 |
| | | Red | 10 | XB7EV04BP | XB7EV04GP | XB7EV04MP | 0.020/0.044 |
| | | Yellow | 10 | XB7EV05BP | XB7EV05GP | XB7EV05MP | 0.020/0.044 |
| | | Blue | 10 | XB7EV06BP | XB7EV06GP | XB7EV06MP | 0.020/0.044 |
| | | Clear | 10 | XB7EV07BP | XB7EV07GP | XB7EV07MP | 0.020/0.044 |
| | | Orange | 10 | XB7EV08BP | XB7EV08GP | XB7EV08MP | 0.020/0.044 |

With BA 9s base fitting



XB7EV75P

| Shape of head | Supply | Color of lens | Sold in lots of | Unit reference (1) | | Weight kg/lb |
|---------------|--------------------------------------------------------------------------------|---------------|-----------------|--------------------|--------------|--------------|
| | | | | With bulb | Without bulb | |
| | With resistor, for 130 V, 2.6 W bulb Supply voltage: 230 V ~, 50-60 Hz | Green | 10 | XB7EV73P | XB7EV730P | 0.020/0.044 |
| | | Red | 10 | XB7EV74P | XB7EV740P | 0.020/0.044 |
| | | Yellow | 10 | XB7EV75P | XB7EV750P | 0.020/0.044 |
| | | Blue | 10 | XB7EV76P | XB7EV760P | 0.020/0.044 |
| | | Clear | 10 | XB7EV77P | XB7EV770P | 0.020/0.044 |
| | | Orange | 10 | XB7EV78P | XB7EV780P | 0.020/0.044 |
| | Direct for BA 9s base fitting incandescent bulb Supply voltage: ≤ 250 V (2) | Green | 10 | – | XB7EV63P | 0.020/0.044 |
| | | Red | 10 | – | XB7EV64P | 0.020/0.044 |
| | | Yellow | 10 | – | XB7EV65P | 0.020/0.044 |
| | | Blue | 10 | – | XB7EV66P | 0.020/0.044 |
| | | Clear | 10 | – | XB7EV67P | 0.020/0.044 |
| | | Orange | 10 | – | XB7EV68P | 0.020/0.044 |

Selector switches and key switches



XB7ND21



XB7NG33

| Shape of head | Type of operator | Type of contact | | Number and type of positions (3) | Sold in lots of | Unit reference | Weight kg/lb |
|---------------|------------------------|-----------------|----|--------------------------------------|-----------------|----------------|--------------|
| | | NO | NC | | | | |
| | Standard handle, black | | – | 2, stay put | 10 | XB7ND21 | 0.026/0.057 |
| | | | 1 | 2, stay put | 10 | XB7ND25 | 0.026/0.057 |
| | | | – | 3, stay put | 10 | XB7ND33 | 0.026/0.057 |
| | Key (key n° 455) | | – | 2, key withdrawal in LH position | 10 | XB7NG21 | 0.050/0.110 |
| | | | – | 3, key withdrawal in centre position | 10 | XB7NG33 | 0.050/0.110 |




(1) For Faston connection version (1 x 6.35 mm/0.04 x 0.24 in. and 2 x 2.8 mm/0.08 x 0.11 in.), add the number "3" to the end of the reference.

Example: XB7EV07BP becomes XB7EV07BP3.

(2) Bulb characteristics for direct supply pilot lights: 250 V, 2.6 W.

(3) The symbol "⏏" indicates key withdrawal position.

Ø 40 mm Emergency stop trigger action and mechanically latching mushroom head pushbuttons



| Shape of head | Type of push | Standards | Type of contact | | Color of push | Sold in lots of | Unit reference | Weight kg/lb |
|-----------------------------------------------------------------------------------|-----------------------|---------------------------------------------------------------------------------------|-----------------|----|---------------|-----------------|----------------|--------------|
| | | | NO | NC | | | | |
|  | Turn to release | EN/IEC 60204-1, EN/ISO 13850, EN/IEC 60947-5-5, Machinery directive 2006/42/EC and UL | – | 1 | Red | 10 | XB7NS8442 | 0.045/0.099 |
| | | | 1 | 1 | Red | 10 | XB7NS8445 | 0.045/0.099 |
| | | | – | 2 | Red | 10 | XB7NS8444 | 0.045/0.099 |
|  | Push-pull | | – | 1 | Red | 10 | XB7NT842 | 0.040/0.088 |
| | | | 1 | 1 | Red | 10 | XB7NT845 | 0.040/0.088 |
| | | | – | 2 | Red | 10 | XB7NT844 | 0.040/0.088 |
|  | Key release (no. 455) | | – | 2 | Red | 10 | XB7NS9444 | 0.072/0.159 |
| | | | – | 1 | Red | 10 | XB7NS9445 | 0.072/0.159 |

PF100411



XB7NS8445

Ø 40 mm Emergency switching off mechanically latching mushroom head pushbuttons

| Shape of head | Type of push | Standards | Type of contact | | Color of push | Sold in lots of | Unit reference | Weight kg/lb |
|-------------------------------------------------------------------------------------|-----------------------|-----------|-----------------|----|---------------|-----------------|----------------|--------------|
| | | | NO | NC | | | | |
|  | Turn to release | | – | 1 | Red | 10 | XB7ES542P | 0.032/0.070 |
| | | | 1 | 1 | Red | 10 | XB7ES545P | 0.035/0.077 |
| | | | – | 1 | Red | 10 | XB7ES142P | 0.055/0.121 |
|  | Key release (no. 455) | | 1 | 1 | Red | 10 | XB7ES145P | 0.058/0.128 |

103054



XB7NS8445

PF131620



ZBY9230

Circular legends, yellow, for mushroom head pushbuttons

Used for "Emergency stop" function (1)

| Conforming to standards | Diameter mm/in. | Marking on yellow background | Sold in lots of | Unit reference | Weight kg/lb |
|---------------------------------|-----------------|------------------------------|-----------------|----------------|--------------|
| EN/IEC 60204-1 and EN/ISO 13850 | 90/3.54 | – | – | ZBY8140 | 0.008/0.018 |
| | | ARRET D'URGENCE | – | ZBY8130 | 0.008/0.018 |
| | | EMERGENCY STOP | – | ZBY8330 | 0.008/0.018 |
| | | NOT-HALT | – | ZBY8230 | 0.008/0.018 |
| | | PARADA DE EMERGENCIA | – | ZBY8430 | 0.008/0.018 |
| | | ARRESTO DE EMERGENZA | – | ZBY8630 | 0.008/0.018 |

Used for "Emergency stop" function (1)

| Conforming to standards | Diameter mm/in. | Marking on yellow background | Unit reference | Weight kg/lb |
|-------------------------|-----------------|------------------------------|----------------|--------------|
| EN/IEC 60204-1 | 60/2.36 | – | ZBY9101 | 0.008/0.018 |
| | | COUPURE D'URGENCE | ZBY9160 | 0.004/0.009 |
| | | EMERGENCY SWITCHING OFF | ZBY9360 | 0.004/0.009 |
| | | NOT-AUS | ZBY9260 | 0.004/0.009 |
| | | DESCONEXION DE EMERGENCIA | ZBY9460 | 0.004/0.009 |
| | | INTERRUZIONE DI EMERGENZA | ZBY9660 | 0.004/0.009 |
| | 90/3.54 | – | ZBY8101 | 0.008/0.018 |
| | | COUPURE D'URGENCE | ZBY8160 | 0.008/0.018 |
| | | EMERGENCY SWITCHING OFF | ZBY8360 | 0.008/0.018 |
| | | NOT-AUS | ZBY8260 | 0.008/0.018 |
| | | DESCONEXION DE EMERGENCIA | ZBY8460 | 0.008/0.018 |
| | | INTERRUZIONE DI EMERGENZA | ZBY8660 | 0.008/0.018 |

XB7_635_CPODA2016001



ZBY9160

(1) For compliance with standard EN/ISO 13850, paragraph 4.4.6, the Emergency stop logo  has been added.

Standard (30 x 40 mm) legend holders for 8 x 27 mm legends

| Text | Sold in lots of | Unit reference | Weight kg/lb |
|----------------|-----------------|----------------|--------------|
| Without legend | 10 | ZBZ32 | 0.001/0.002 |

Legend holder, 30 x 40 mm with legend (black or red background)**With blank legend**

| Text | Sold in lots of | Unit reference | Weight kg/lb |
|----------------|-----------------|----------------|--------------|
| Without legend | 10 | ZBY2101 | 0.001/0.002 |

With marked legend (sold singly)

- Start functions: White characters on black background.
- Stop functions: White characters on red background.

| Text | Unit reference | Weight kg/lb | Text | Unit reference | Weight kg/lb |
|----------|----------------|--------------|---------|----------------|--------------|
| Auto | ZBY2115 | 0.001/0.002 | Reset | ZBY2323 | 0.001/0.002 |
| Down | ZBY2308 | 0.001/0.002 | Reverse | ZBY2306 | 0.001/0.002 |
| Forward | ZBY2305 | 0.001/0.002 | Right | ZBY2309 | 0.001/0.002 |
| Hand | ZBY2316 | 0.001/0.002 | Start | ZBY2303 | 0.001/0.002 |
| Inch | ZBY2321 | 0.001/0.002 | Stop | ZBY2304 | 0.001/0.002 |
| Left | ZBY2310 | 0.001/0.002 | Up | ZBY2307 | 0.001/0.002 |
| Off | ZBY2312 | 0.001/0.002 | O | ZBY2146 | 0.001/0.002 |
| On | ZBY2311 | 0.001/0.002 | I | ZBY2147 | 0.001/0.002 |
| Power on | ZBY2326 | 0.001/0.002 | O-I | ZBY2178 | 0.001/0.002 |

Standard (30 x 50 mm) legend holders for 18 x 27 mm legends

| Text | Sold in lots of | Unit reference | Weight kg/lb |
|----------------|-----------------|----------------|--------------|
| Without legend | 10 | ZBZ33 | 0.001/0.002 |

XB8_631_CP_00A2016107
ZBY2101



DL1CE024



DL1CF110

| BA 9s bulbs | | | | | |
|-----------------------------------------------------------------------------------------|--------------|------------|-----------------|----------------|-----------------|
| Description | Voltage V | Power W | Sold in lots of | Unit reference | Weight kg/lb |
| Incandescent bulbs, long life Ø 11 mm/0.43 in. max. length 28 mm/1.10 in. max. | 6 | 1.2 | 10 | DL1CB006 | 0.002/0.004 |
| | 24 | 2.0 | 10 | DL1CE024 | 0.002/0.004 |
| | 130 | 2.6 | 10 | DL1CE130 | 0.002/0.004 |
| Neon bulbs | 120...130 | – | 10 | DL1CF110 | 0.002/0.004 |
| | 230...240 | – | 10 | DL1CF220 | 0.002/0.004 |

| Lenses | | | | |
|------------------------------------------|--------|-----------------|----------------|-----------------|
| Description | Color | Sold in lots of | Unit reference | Weight kg/lb |
| Grooved lenses for BA 9s pilot lights | White | 10 | ZB7EV01 | 0.002/0.004 |
| | Green | 10 | ZB7EV03 | 0.002/0.004 |
| | Red | 10 | ZB7EV04 | 0.002/0.004 |
| | Yellow | 10 | ZB7EV05 | 0.002/0.004 |
| | Blue | 10 | ZB7EV06 | 0.002/0.004 |
| | Clear | 10 | ZB7EV07 | 0.002/0.004 |
| | Orange | 10 | ZB7EV08 | 0.002/0.004 |



PFI151536A

ZB5AZ025

Other accessories

| Description | For use with | Color | Sold in lots of | Unit reference | Weight kg/lb |
|------------------------------------------------------------------------|-------------------------------------------------------------------------------|--------|-----------------|----------------|--------------|
| Ø 30 mm/1.181 in. Plastic flush mounting kit | For all XB7 functions except Emergency stop and Emergency switching off | Black | 10 | ZB5AZ021 | 0.006/0.013 |
| Ø 30 mm/1.181 in. Plastic flush mounting kit with 1 line legend | For all XB7 functions except Emergency stop and Emergency switching off | Black | 10 | ZB5AZ023 | 0.007/0.015 |
| Ø 30 mm/1.181 in. Plastic flush mounting kit with 2 lines legend | For all XB7 functions except Emergency stop and Emergency switching off | Black | 10 | ZB5AZ025 | 0.007/0.015 |
| Padlockable flaps | Pushbuttons | Black | | ZB4BZ62 | 0.076/0.168 |
| | | Red | | ZB4BZ64 | 0.076/0.168 |
| | | Yellow | | ZB4BZ65 | 0.076/0.168 |
| | | Blue | | ZB4BZ66 | 0.076/0.168 |



107353

ZB4BZ64

Other accessories (continued)

| Description | Function | Unit reference | Weight kg/lb |
|-----------------------------------------------------|--------------------------------------------------------------|----------------|-----------------|
| Keyhole cover (rubber boot) or key switches) | Protection of lock barrel when no Key inserted in lock | ZBGP | 0.005/0.011 |

| Description | Function | Sold in lots of | Unit reference | Weight kg/lb |
|----------------------------|-----------------------------|--------------------|----------------|-----------------|
| Single boot transparent | Flush with circular head | 10 | ZBPA | 0.002/0.004 |

| Description | Color | Sold in lots of | Unit reference | Weight kg/lb |
|---------------------|-------|--------------------|----------------|-----------------|
| Anti-rotation plate | - | 10 | ZB5AZ902 | 0.002/0.004 |

| | | | | |
|------------|---|----|----------|-------------|
| Fixing nut | - | 10 | ZB5AZ901 | 0.002/0.004 |
|------------|---|----|----------|-------------|

| | | | | |
|----------------------------|---|---|----------|-------------|
| Fixing nut tightening tool | - | 1 | ZB5AZ905 | 0.016/0.035 |
|----------------------------|---|---|----------|-------------|

| | | | | |
|-----------------------------------------------------|-------|----|--------|-------------|
| plastic circular blanking plug (with fixing nut) | Black | 10 | ZB5SZ3 | 0.009/0.020 |
|-----------------------------------------------------|-------|----|--------|-------------|

| | | | | |
|-----------------------------------------------|--------|---|---------|-------------|
| Plastic guards for emergency stop function | Yellow | 1 | ZBZ4002 | 0.011/0.024 |
|-----------------------------------------------|--------|---|---------|-------------|

| | | | | |
|---------------------------------------------------------|-------|---|---------|-------------|
| Plastic guard for selector switches and key switches | Black | - | ZBZ2102 | 0.005/0.011 |
|---------------------------------------------------------|-------|---|---------|-------------|



| | | | | | |
|----------|----|------------|---|-----------|----|
| D | | | | | |
| DL1CB006 | 13 | XB7NA3131 | 7 | XB7NL2533 | 7 |
| DL1CE024 | 13 | XB7NA3133 | 7 | XB7NL4232 | 7 |
| DL1CE130 | 13 | XB7NA3136 | 7 | XB7NL4233 | 7 |
| DL1CF110 | 13 | XB7NA3142 | 7 | XB7NL4234 | 7 |
| DL1CF220 | 13 | XB7NA3331 | 7 | XB7NL4532 | 7 |
| | | XB7NA3333 | 7 | XB7NL4533 | 7 |
| | | XB7NA3336 | 7 | XB7NL4534 | 7 |
| | | XB7NA3342 | 7 | XB7NS8442 | 10 |
| | | XB7NA4232 | 7 | XB7NS8444 | 10 |
| | | XB7NA4233 | 7 | XB7NS8445 | 10 |
| | | XB7NA4234 | 7 | XB7NS9444 | 10 |
| | | XB7NA4532 | 7 | XB7NS9445 | 10 |
| | | XB7NA4533 | 7 | XB7NT842 | 10 |
| | | XB7NA4534 | 7 | XB7NT844 | 10 |
| | | XB7NA11341 | 7 | XB7NT845 | 10 |
| | | XB7NA11343 | 7 | XB7NW33B1 | 8 |
| | | XB7NA15341 | 7 | XB7NW33G1 | 8 |
| | | XB7NA15343 | 7 | XB7NW33M1 | 8 |
| | | XB7NA21341 | 7 | XB7NW34B1 | 8 |
| | | XB7NA21343 | 7 | XB7NW34B2 | 8 |
| | | XB7NA25341 | 7 | XB7NW34G1 | 8 |
| | | XB7NA25343 | 7 | XB7NW34G2 | 8 |
| | | XB7ND21 | 9 | XB7NW34M1 | 8 |
| | | XB7ND25 | 9 | XB7NW34M2 | 8 |
| | | XB7ND33 | 9 | XB7NW35B1 | 8 |
| | | XB7NG21 | 9 | XB7NW35G1 | 8 |
| | | XB7NG33 | 9 | XB7NW35M1 | 8 |
| | | XB7NH21 | 6 | XB7NW36B1 | 8 |
| | | XB7NH25 | 6 | XB7NW36G1 | 8 |
| | | XB7NH31 | 6 | XB7NW36M1 | 8 |
| | | XB7NH35 | 6 | XB7NW37B1 | 8 |
| | | XB7NH81 | 6 | XB7NW37G1 | 8 |
| | | XB7NJ03B1 | 8 | XB7NW37M1 | 8 |
| | | XB7NJ03G1 | 8 | XB7NW38B1 | 8 |
| | | XB7NJ03M1 | 8 | XB7NW38G1 | 8 |
| | | XB7NJ04B1 | 8 | XB7NW38M1 | 8 |
| | | XB7NJ04B2 | 8 | XB7NW3361 | 8 |
| | | XB7NJ04G1 | 8 | XB7NW3461 | 8 |
| | | XB7NJ04G2 | 8 | XB7NW3561 | 8 |
| | | XB7NJ04M1 | 8 | XB7NW3661 | 8 |
| | | XB7NJ04M2 | 8 | XB7NW3761 | 8 |
| | | XB7NJ05B1 | 8 | XB7NW3861 | 8 |
| | | XB7NJ05G1 | 8 | | |
| | | XB7NJ05M1 | 8 | Z | |
| | | XB7NJ06B1 | 8 | ZBGP | 15 |
| | | XB7NJ06G1 | 8 | ZBPA | 15 |
| | | XB7NJ06M1 | 8 | ZB4BZ62 | 14 |
| | | XB7NJ07B1 | 8 | ZB4BZ64 | 14 |
| | | XB7NJ07G1 | 8 | ZB4BZ65 | 14 |
| | | XB7NJ07M1 | 8 | ZB4BZ66 | 14 |
| | | XB7NJ08B1 | 8 | ZB5AZ021 | 14 |
| | | XB7NJ08G1 | 8 | ZB5AZ023 | 14 |
| | | XB7NJ08M1 | 8 | ZB5AZ025 | 14 |
| | | XB7NJ0361 | 8 | ZB5AZ901 | 15 |
| | | XB7NJ0461 | 8 | ZB5AZ902 | 15 |
| | | XB7NJ0561 | 8 | ZB5AZ905 | 15 |
| | | XB7NJ0661 | 8 | ZB5SZ3 | 15 |
| | | XB7NJ0761 | 8 | ZB7EV01 | 13 |
| | | XB7NJ0861 | 8 | ZB7EV03 | 13 |
| | | XB7NL42 | 6 | ZB7EV04 | 13 |
| | | XB7NL44 | 6 | ZB7EV05 | 13 |
| | | XB7NL45 | 6 | ZB7EV06 | 13 |
| | | XB7NL2233 | 7 | ZB7EV07 | 13 |
| | | XB7NA2533 | 7 | ZB7EV08 | 13 |
| | | | | ZBY2101 | 12 |
| | | | | ZBY2115 | 12 |
| | | | | ZBY2146 | 12 |
| | | | | ZBY2147 | 12 |
| | | | | ZBY2178 | 12 |
| | | | | ZBY2303 | 12 |
| | | | | ZBY2304 | 12 |
| | | | | ZBY2305 | 12 |
| | | | | ZBY2306 | 12 |
| | | | | ZBY2307 | 12 |
| | | | | ZBY2308 | 12 |
| | | | | ZBY2309 | 12 |
| | | | | ZBY2310 | 12 |
| | | | | ZBY2311 | 12 |
| | | | | ZBY2312 | 12 |
| | | | | ZBY2316 | 12 |
| | | | | ZBY2321 | 12 |
| | | | | ZBY2323 | 12 |
| | | | | ZBY2326 | 12 |
| | | | | ZBY8101 | 11 |
| | | | | ZBY8130 | 11 |
| | | | | ZBY8140 | 11 |
| | | | | ZBY8160 | 11 |
| | | | | ZBY8230 | 11 |
| | | | | ZBY8260 | 11 |
| | | | | ZBY8330 | 11 |
| | | | | ZBY8360 | 11 |
| | | | | ZBY8430 | 11 |
| | | | | ZBY8460 | 11 |
| | | | | ZBY8630 | 11 |
| | | | | ZBY8660 | 11 |
| | | | | ZBY9101 | 11 |
| | | | | ZBY9120 | 11 |
| | | | | ZBY9121 | 11 |
| | | | | ZBY9160 | 11 |
| | | | | ZBY9220 | 11 |
| | | | | ZBY9260 | 11 |
| | | | | ZBY9320 | 11 |
| | | | | ZBY9360 | 11 |
| | | | | ZBY9420 | 11 |
| | | | | ZBY9460 | 11 |
| | | | | ZBY9620 | 11 |
| | | | | ZBY9660 | 11 |
| | | | | ZBZ32 | 12 |
| | | | | ZBZ33 | 12 |
| | | | | ZBZZ102 | 15 |
| | | | | ZBZ4002 | 15 |

Harmony Innovation



Schneider Electric Industries SAS

Head Office
35, rue Joseph Monier
F-92500 Rueil-Malmaison
France

www.schneider-electric.com/control

The information provided in this documentation contains general descriptions and/or technical characteristics of the performance of the products contained herein. This documentation is not intended as a substitute for and is not to be used for determining suitability or reliability of these products for specific user applications. It is the duty of any such user or integrator to perform the appropriate and complete risk analysis, evaluation and testing of the products with respect to the relevant specific application or use thereof. Neither Schneider Electric nor any of its affiliates or subsidiaries shall be responsible or liable for misuse of the information contained herein.

Design: Schneider Electric
Photos: Schneider Electric