

# Control and signaling units

Harmony<sup>®</sup> XB4 metal

Catalog

January 2019



# Quick access to Product information

## Select your Catalogue, your Training

### Digi-Cat

The complete digital catalogue for industrial automation



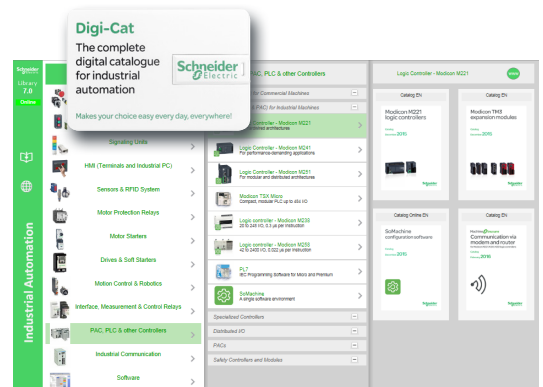
Makes your choice easy every day, everywhere!



With just 3 clicks, you can reach the 7,000 pages of the Industrial Automation & Control catalogue, in both English and French.

- Digi-Cat is available on a USB key (for PC). To get your Digi-Cat, please contact your local center
- Download Digi-Cat from this address:

<http://digi-cat.schneider-electric.com/download.html>



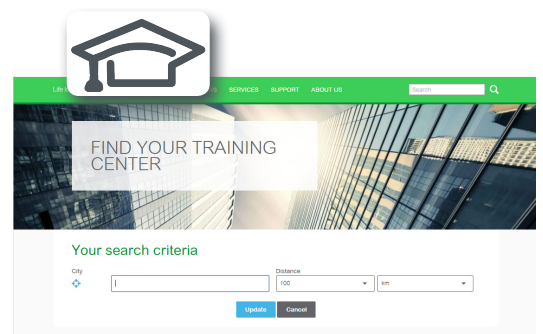
### Find your training

- Find the right training for your needs
- Locate the training center with the selector tool, using this address:

<http://www.schneider-electric.com/b2b/en/services/training/technical-training.jsp>

then click on

Find your training center



Life Is On



# General contents

## Harmony® XB4 metal

■ General presentation.....	page 2
■ Presentation	
□ Presentation, installation and environment.....	page 10
■ Description	
□ Complete units, XB4B and XB4F.....	page 12
□ Sub-assemblies, XB4B and ZB4F.....	page 16
■ Installation	
□ Contact mounting - Contact sequence.....	page 24
■ References	
□ Spring return pushbuttons, unmarked and with marking.....	page 26
□ Illuminated pushbuttons, spring return	
- With integral LED and BA 9s base fitting.....	page 30
□ Flush mounted spring return pushbuttons, unmarked and with marking.....	page 34
□ Flush mounted illuminated pushbuttons, spring return	
- With integral LED.....	page 37
□ Multiple-headed pushbuttons, spring return.....	page 40
□ Mushroom head pushbuttons, spring return and latching.....	page 42
□ Emergency stop and Emergency switching off functions.....	page 44
□ Illuminated rings and circular yellow legends for Emergency stop.....	page 45
□ Illuminated Emergency switching off function and circular yellow legends.....	page 47
□ Large head pushbuttons with integrated bellows.....	page 48
□ Pushbuttons and illuminated pushbuttons, push-push.....	page 50
□ Flush mounted pushbuttons with push-push, illuminated and non-illuminated.....	page 52
□ Selector switches	
- With standard handle and long handle.....	page 54
- Key switches, toggle switches, and with knurled knob.....	page 56
- Illuminated, with standard handle and integral LED.....	page 58
□ Flush mounted selector switches	
- With standard handle and long handle.....	page 60
- Key switches, and with knurled knob.....	page 62
- Illuminated, with standard handle and integral LED.....	page 64
□ Pilot lights	
- With integral LED and BA 9s base fitting.....	page 66
- Push-to-test pilot light.....	page 69
□ Flush mounted pilot light with integral LED.....	page 70
□ Specific functions	
- Manual overload reset pushbuttons, Potentiometers.....	page 72
- Timers, hour counters, annunciators, USB/RJ45 ports, and fuse carrier.....	page 73
- Joystick controllers and Wobblesticks.....	page 74
□ Contact and illuminated functions (blocks & bodies).....	page 76
□ Body/contact assemblies and light blocks	
- With integral LED and BA 9s base fitting.....	page 82
□ Accessories	
- For heads.....	page 89
- Legends and legend holders.....	page 92
- For pushbuttons.....	page 103
<b>Selection guide.....</b>	<b>page 108</b>
■ Product reference index.....	page 110

# Control and signaling units

Pushbuttons, switches, and pilot lights



Life Is On

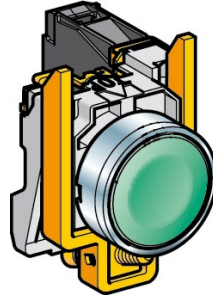
**Schneider**  
Electric

# Control and signaling units

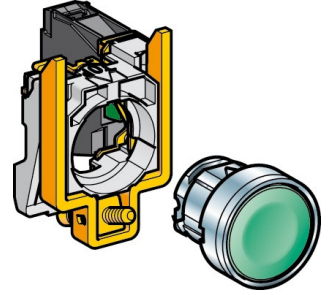
## Harmony XB4 metal

### Pushbuttons, switches, and pilot lights

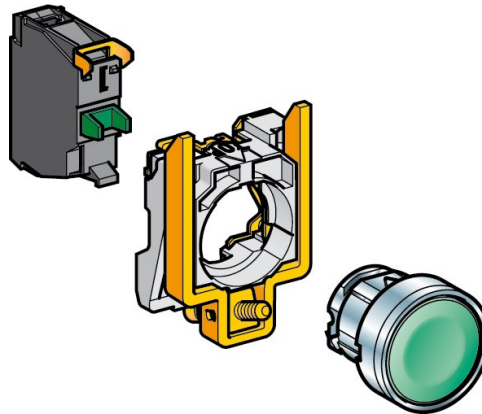
The Harmony XB4 range of metal pushbuttons, switches, and pilot lights combines simplicity of installation, flexibility, and robustness to meet the majority of industrial applications. It delivers one of the most comprehensive product ranges available on the market and meets the robustness and performance requirements for the majority of industrial applications.



*Complete unit for repetitive orders XB4BA31*



*Sub-assembly (for additional flexibility) ZB4BZ101 + ZB4BA3*



*Basic elements (for optimum flexibility) ZBE101 + ZB4BZ009 + ZB4BA3*

#### A single provider

Our team of experts understands the processes and applications of our customers and does its best to meet their needs. The Harmony ranges are available globally wherever you need them.

#### The confidence of a market leader

- > More than 50 years' experience designing switches, pushbuttons, and pilot lights
- > A global network of partners and distributors you know and trust
- > Worldwide product availability with more than 17,000 points of sale in more than 100 countries

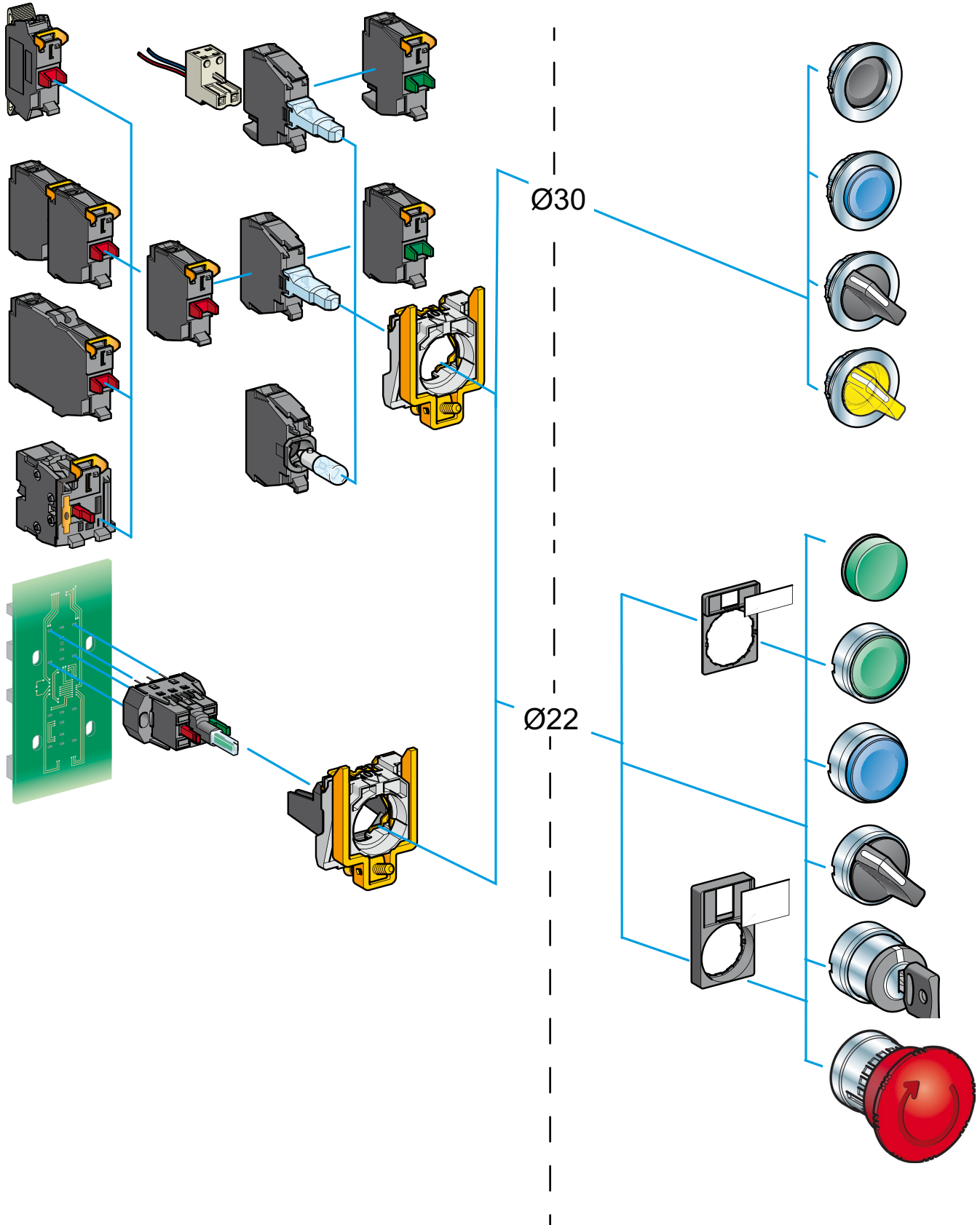


A global network of partners you can rely on to support customized end-to-end solutions

# Control and signaling units

Harmony XB4 metal

Pushbuttons, switches, and pilot lights





360° view  
Click on the image for 3D view



Customized products

#### Modern design

Harmony delivers an innovative and ergonomic design that allows easy operation and improves the look and feel of your control panels and machines.

#### Improved reliability of panels, machines, and processes

- > The flush-mounting solution addresses the market demands for ergonomic design and aesthetics
- Built-in flush pushbuttons
- Flush mounting kit accessories
- > Pushbuttons and switches with a vibrant color pallet

#### A touch of style for your electrical panels

- > Innovative design without compromise on cost
- > Better perceived quality of your machines and panels
- > A clearer view of control features

#### > Define your own style with powerful customization abilities

- > Markings on pushbutton, illuminated pushbuttons & pilot lights caps
- > Markings on the bezel for all built-in flush products
- > Markings on accessories, like legend plates & legend panels



#### Operational efficiency

The Harmony XB4 range offers innovative features for ease-of-use that makes an operator's work simpler and more efficient.



Emergency stop pushbutton with illuminated rings

#### Improved operator efficiency

- > Illuminated Emergency stop pushbutton solutions that help you quickly find the E-stop button responsible for the production downtime
- > High robustness illuminated and non-illuminated buzzers providing water resistance up to IP66, 67, 69, and 69K
- > High brightness and full-surface illumination of pushbuttons and selector switches
- > Dedicated offer for explosive atmospheres



#### Affordable

Harmony delivers simplicity and efficiency while helping to keep your costs down.

#### Faster, simpler installation and maintenance

- > Self-holding function of actuator when mounting
- > Timer for safe and simple adjustment of your machine's time settings
- > USB and RJ45 ports for a simple, effective way to connect a PC or USB
- > 3 phases pilot lights mounted in a single diameter 30mm hole

#### Affordable range

Press to open video (0.33 sec)

Mounting options for easy access to functions on the front panel



USB port



RJ45 port



Timer



3-phase indicator



Complete potentiometer



Fuse carrier



Buzzer



Legend panel

#### Legend panels that simplifies the installation

- > The position of holes are clearly identified and aligned on the legend panels
- > Just stick the legend panel on your operator interface surface and punch the hole where indicated
- > Save up to 75% of installation time compared to doing the hole alignment with traditional hand-made preparations

Simple selection

Harmony XB4 delivers a comprehensive range of products that enable simple selection to help minimize your costs right from the beginning.

Web digital selector  
Press to open the selector

Digital tools to help you select the right product and customize it to fit to your needs

- > Digi-Cat, for an easy, always up-to-date access to the PDF catalogs
- > Web digital selector, that helps you find the right reference for your application. This tool also enables you to define the customization of your product.

Digi-Cat  
Press to download Digi-Cat

Easy to convert from standard to flush mounted pushbuttons


- > Harmony XB4 pushbuttons offer the flexibility to convert from standard to flush-mounting versions by simply changing a single letter in the product reference.

Example:

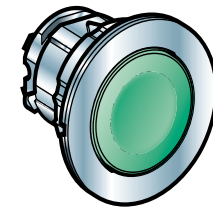
ZB4BA3



ZB4FA3



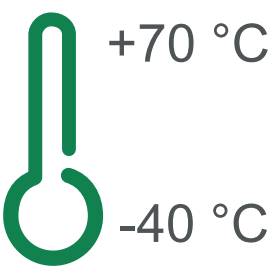
Standard mounting



Flush mounting

The secret of robustness  
Press to open video (0.46 sec)

**IP69** Robust performance  
even in harsh  
environments



Marine environment  
Press to open video (0.42 sec)

### Robustness

Harmony XB4 delivers extremely robust performance even in severe environments.

### Improved reliability of panels, machines, and processes

- > Sealing effectiveness rated up to IP66, 67, 68, 69, 69K, and type 4X
- > High impact resistance up to IK06 rating
- > Operating temperature ranging from -40 to +70 °C / -40 to +158 °F
- > Compliance with international standards (IEC, UL, CCC, EAC, JIS)
- > Marine certified (BV, LROS, BDNV, GL)

### High electrical performance

- > Contacts and heads designed against vibration, helping to ensure secure mounting and wiring
- Choose from standard, low-load, and high-power electrical contacts

### Lower maintenance


- > Harmony pushbuttons are designed to perform up to 10 million operations.
- This represents more than 1,000 operations a day for 27 years.

### Adapted to your applications, segments, and operating environments


Harmony offers a unique and unrivalled depth of range delivering products adapted to your applications, segments, and operating environments.



Material working



Packaging



Pumping



Consumer packaged goods



Water & waste water



Oil & Gas



Material handling

# Control and signaling units

## Harmony XB4, metal

### Pushbuttons, switches, and pilot lights



Harmony XB4 range of control and signaling units for Ø 22 mm/0.866 in. mounting



Harmony XB flush mounted control and signaling units for Ø 30 mm/1.181 in mounting

#### Presentation

The Harmony® XB4 metal range of modular control and signaling units combines simplicity of installation, flexibility, and robustness. It meets the requirements of the majority of industrial applications. These units are either complete products or separate components for customer assembly.

This range includes:

- Pushbuttons, selector/key switches, Emergency stop functions, and multiple-headed pushbuttons designed for parameter settings, adjustments, and start/stop control of machines and installations
- Pilot lights, illuminated pushbuttons, illuminated selector switches, and illuminated Emergency stop functions designed for visual signaling
- Various accessories including:
  - Flush mounting kits:
    - redesigned, improving the look of the control panel
    - quick and easy installation in a 30.5 mm/1.20 in. hole making it compatible with 22 mm/0.87 in. devices
    - a cost-effective solution, as the control devices and the operating modes of the machine do not change
  - Other accessories: protective covers, legends and legend holders, pushbutton caps, boots, bulbs, etc.

The pushbutton and switch control offer (illuminated and non-illuminated) is both broad and comprehensive:

- Pushbuttons, spring return with flush push, projecting push, recessed push, booted flush push, or mushroom head
- Emergency stop pushbuttons with 3 types of head: push-pull, turn to release, and key release
- Pilot lights and illuminated pushbuttons with integral LED and BA 9s base fitting bulbs
- Selector switches with different types of operator: standard handle, long handle, knurled knob, or key
- Choice of heads: square, circular, rectangular, double-head/triple-head rectangular, or toggle
- Colors of push: white, black, green, orange, blue, red, or yellow
- Connection type: screw clamp connector, faston connector, spring terminal, or for printed circuit board
- Contact blocks for general purpose or specific applications (low current, standard or high power switching)
- Choice of heads to meet the majority of industrial needs: from the most basic pushbuttons and pilot lights, to functions meeting modern machine requirements, such as USB & RJ45 ports
- Wide choice of accessories and spare parts
- Other specific functions: complete potentiometer, hour counters, annunciator, or joystick controllers

Innovative complementary offers are also available:

- Control and signaling units for severe applications
- Wireless and batteryless pushbuttons
- Biometric switches

# Control and signaling units

## Harmony XB4, metal


### Pushbuttons, switches, and pilot lights

#### Installation


Harmony XB4 products are both simple and quick to install:

- Mounting by single installer (self-maintaining of the head in its cut-out)
- Clip-together component system (head, body, contact blocks, and LED)
- Anti-loosening system for screw clamp terminals on contact blocks

Harmony XB4 standard mounting products are installed with or without a notch in a  $\text{Ø} 22 \text{ mm}/0.866 \text{ in.}$  hole, thanks to the self-cleavable orientation pin.



*For installation of Harmony XB4 standard mounting products*



*For installation of Harmony XB5 flush mounting products*

Harmony XB4 flush mounting products are installed without a notch in a  $\text{Ø} 30 \text{ mm}/1.181 \text{ in.}$  hole. This gives flush mounting products the same actuating area as that of standard mounting products, offering optimized ergonomics for operators even when wearing gloves.

Flush solutions mounted in a  $\text{Ø} 22 \text{ mm}/0.866 \text{ in.}$  hole can be achieved using the Harmony XB6 range. Please refer to the Harmony XB6 catalog for details. .

#### Environment

The performance of the Harmony XB4 range meets the most demanding international standards and approvals:

- Certified and approved for meeting requirements throughout all continents: EN/IEC, CE marking, UL, CSA, CCC, EAC, JIS, NEMA, and marine approvals
- Protection against ingress of solid objects, dust, and water: IP 66, 67, 69, 69K, type 4X
- Operating temperature range from  $-40 \text{ °C}$  to  $+70 \text{ °C}/-40 \text{ °F}$  to  $+158 \text{ °F}$  for outdoor applications
- Shock protection level up to IK06
- High vibration resistance with shakeproof connection screws (periodic retightening unnecessary)

# Control and signaling units

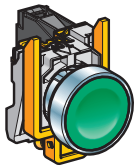

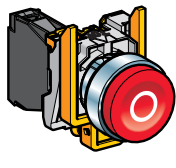
Harmony XB4, metal


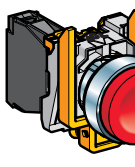
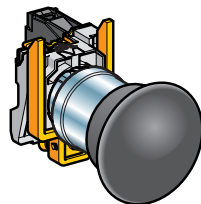
Pushbuttons, switches, and pilot lights

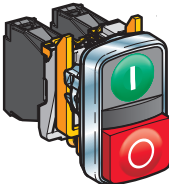
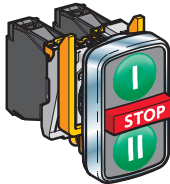
Complete units, XB4B

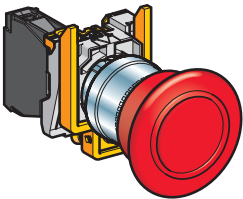
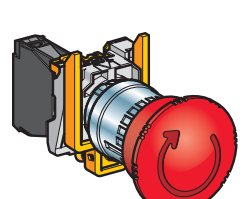
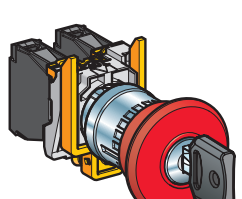
**Complete units**


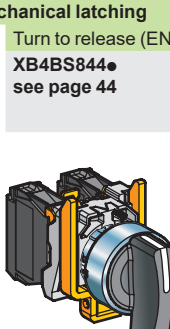

**Contact functions**

<p>Pushbuttons, spring return, with chromium plated metal bezel</p>	 <p>Flush push, unmarked XB4BA●1/BA42 see page 26</p>	 <p>Flush push, with marking XB4BA●3●● see page 29</p>	 <p>Projecting push, with marking XB4BL4325 see page 29</p>
---	--	---	--

<p>Pushbuttons, spring return, with chromium plated metal bezel</p>	 <p>Booted flush push XB4BP●1/BP42 see page 28</p>	 <p>Projecting push, unmarked XB4BL42 see page 27</p>	 <p>Mushroom head XB4BC21 see page 42</p> <p>Ø 40 mm/ 1.57 in.</p>
---	---	--	---

<p>Multiple-headed pushbuttons, spring return, with chromium plated metal bezel</p>	 <p>Double-headed XB4BL73415 see page 40</p>	 <p>Triple-headed XB4BA731327/XB4BA711237 see page 41</p>
---	---	--

<p>Emergency stop or Emergency switching off mushroom head pushbuttons, Ø 40 mm/1.57 in., with chromium plated metal bezel</p>	 <p>Emergency stop trigger action and mechanical latching Push-pull (EN/ISO 13850) XB4BT845 see page 44</p> <p>Ø 40 mm/ 1.57 in.</p>	 <p>Emergency stop trigger action and mechanical latching Turn to release (EN/ISO 13850) XB4BS844● see page 44</p> <p>Ø 40 mm/ 1.57 in.</p>	 <p>Emergency stop trigger action and mechanical latching Key release (EN/ISO 13850) XB4BS9445 see page 44</p> <p>Ø 40 mm/ 1.57 in.</p>
--	---	---	--

<p>Selector switches and key switches, with chromium plated metal bezel</p>	 <p>Standard handle, black XB4BD●● see page 54</p>	 <p>Long handle, black XB4BJ●● see page 55</p>	 <p>Key switch XB4BG●● see page 56</p>
---	---	---	---

References:  
page 26

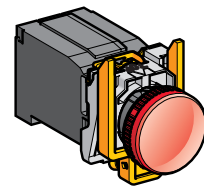
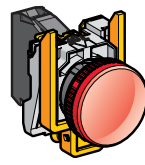
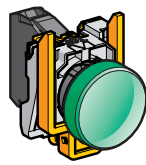
# Control and signaling units

Harmony XB4, metal

Pushbuttons, switches, and pilot lights

Complete units, XB4B

## Complete units



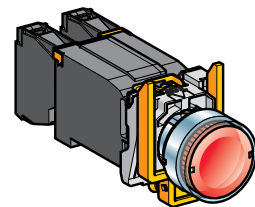
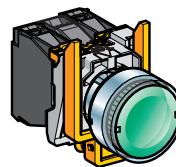
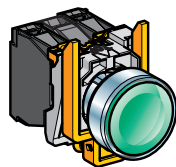
Pilot lights

Integral LED  
XB4BV3●/BVG●/BVM●  
see page 66

For bulb with BA 9s base fitting  
Direct supply  
XB4BV6●  
see page 68

Via integral transformer with secondary  
XB4BV3●/BV4●  
see page 68

## Combined functions (contact and signaling)

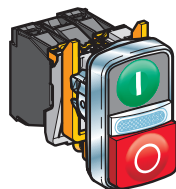


Illuminated pushbuttons,  
spring return, flush push,  
chromium plated metal bezel

Integral LED  
XB4BW3●B5/BW3●G5/BW3●M5  
see page 30

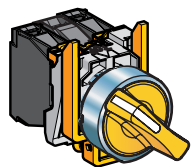
For bulb with BA 9s base fitting  
Direct supply  
XB4BW3●65  
see page 33

Via integral transformer  
XB4BW3●35/BW3●45  
see page 33



Double-headed pushbuttons  
+ pilot light block, spring  
return, chromium plated  
metal bezel

Integral LED  
XB4BW73731●5  
see page 40



Illuminated selector switches  
with standard handle,  
chromium plated metal bezel

Integral LED  
XB4BK12●5, XB4BK13●5  
see page 58

# Control and signaling units

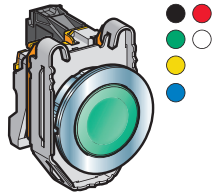
Harmony XB4, metal

Pushbuttons, switches, and pilot lights

Complete units, XB4F flush mounting

## Complete units

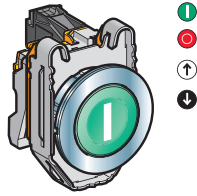
## Contact functions for Ø 30 mm mounting



Pushbuttons, spring return, with chromium plated metal bezel

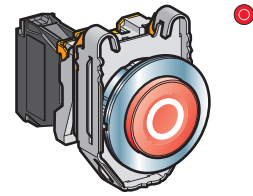
Flush push, unmarked

**XB4FA●1/FA42**  
see page 34



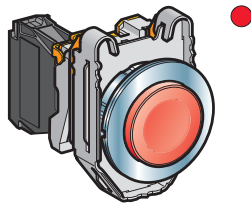
Flush push, with marking

**XB4FA●3●●**  
see page 36



Projecting push, with marking

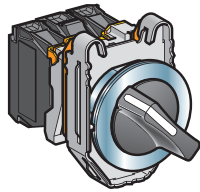
**XB4FL4325**  
see page 36



Pushbuttons, spring return, with chromium plated metal bezel

Projecting push, unmarked

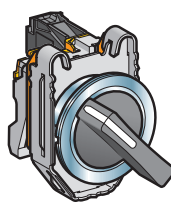
**XB4FL42**  
see page 35



Selector switches and key switches, with chromium plated metal bezel

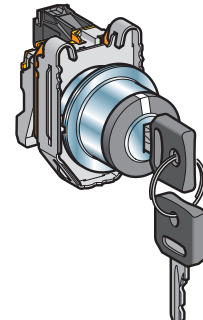
Standard handle, black

**XB4FD●●**  
see page 60



Long handle, black

**XB4FJ●●**  
see page 61



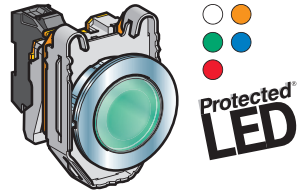
Key switch

**XB4FG●●**  
see page 62



**Complete units**

**Signaling functions for Ø 30 mm mounting**




**Pilot lights**

Integral LED

XB4FVB●/FVG●/FVM●  
see page 70

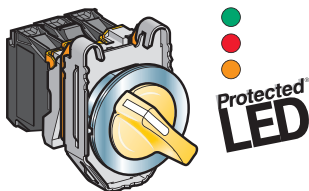
**Combined functions (contact and signaling) for Ø 30 mm mounting**



**Illuminated pushbuttons, spring return, flush push, chromium plated metal bezel**

Integral LED

XB4FW3●B5/FW3●G5/FW3●M5  
see page 37



**Illuminated selector switches with standard handle, chromium plated metal bezel**

Integral LED

XB4FK12●●5, XB4FK13●●5  
see page 64

# Control and signaling units

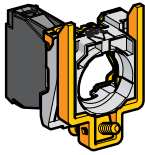
Harmony XB4, metal

Pushbuttons, switches, and pilot lights

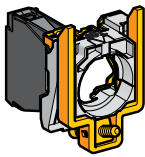
Sub-assemblies, ZB4B

## Non illuminated units for user assembly

For pushbuttons, spring return, unmarked

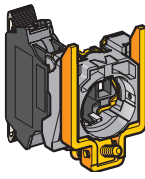


Screw clamp terminals  
ZB4BZ10/BZ141  
see page 76



Faston  
ZB4BZ10/3  
see page 80

For pushbuttons, spring return, with marking



Spring clamp terminals  
ZBE10/5  
ZB4BZ10/5  
see page 78

For multiple-headed pushbuttons, spring return

For "push-push to release" pushbuttons



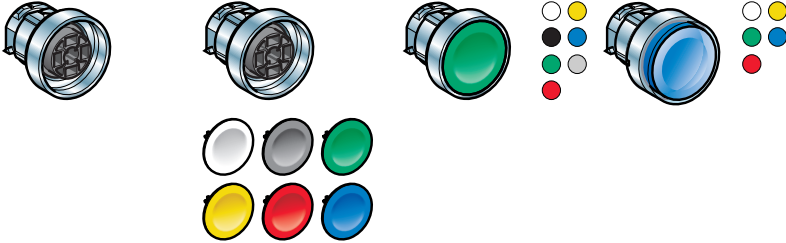
Double-headed pushbuttons  
ZB4BA7/3  
ZB4BA79  
ZB4BL734  
see page 40



Triple-headed pushbuttons  
ZB4BA7313/3  
ZB4BA711/3  
ZB4BA72124  
ZB4BA791  
see page 41

## Contact functions

### Head sub-assemblies, chromium plated or black metal bezel

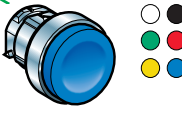


Flush push without cap  
ZB4BA0  
see page 26

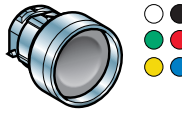
Flush push with set of 6 caps  
ZB4BA9  
see page 26

Flush push  
ZB4BA/3  
see page 26

Flush push for insertion of legend  
ZB4BA/8  
see page 26



Projecting push  
ZB4BL/3  
see page 27



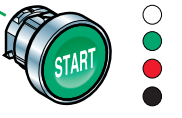
Recessed push  
ZB4BA/6  
see page 28



Booted flush/projecting push  
ZB4BP/3/BP/5  
see page 28



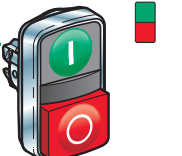
Booted flush push for insertion of legend  
ZB4BP/8  
see page 28



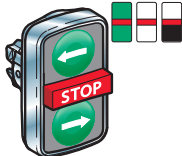
Flush push  
ZB4BA/3/3/BA/4/3  
ZB4BA334/335  
see page 29



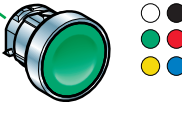
Projecting push  
ZB4BL/3/3  
see page 29



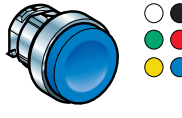
Double-headed pushbuttons  
ZB4BA7/3/3  
ZB4BA79  
ZB4BL734/3  
see page 40



Triple-headed pushbuttons  
ZB4BA7313/3  
ZB4BA711/3  
ZB4BA72124  
ZB4BA791  
see page 41



Flush push  
ZB4BH0/3  
see page 50



Projecting push  
ZB4BH/3  
see page 50

# Control and signaling units

Harmony XB4, metal

Pushbuttons, switches, and pilot lights:

Sub-assemblies, ZB4B

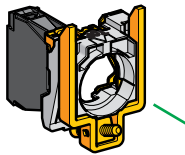
## Non illuminated units for user assembly (continued)

### Contact functions

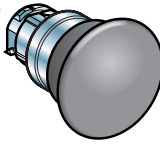
#### Body sub-assemblies

#### Head sub-assemblies, chromium plated or black metal bezel

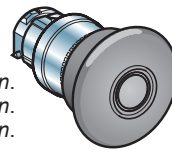
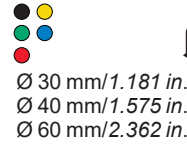
For mushroom head pushbuttons



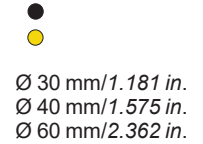
Screw clamp terminals  
ZB4BZ10●/BZ141  
see page 76



Spring return  
ZB4BC●/BR●  
see page 42

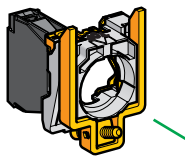


Latching  
ZB4B●2/BS●2/BS55  
see page 43

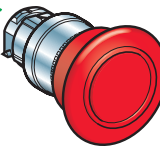


Ø 30 mm/1.181 in.  
Ø 40 mm/1.575 in.  
Ø 60 mm/2.362 in.


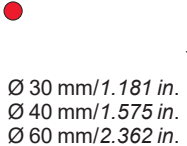
For Emergency Stop or Emergency switching off mushroom head pushbuttons



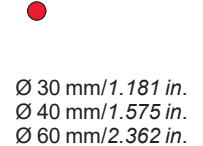
Faston  
ZB4BZ10●3  
see page 80



Push-pull (EN/ISO 13850)  
ZB4BT84  
see page 45

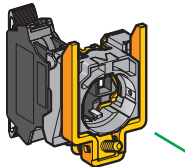


Turn to release (EN/ISO 13850)  
ZB4BS8●4  
see page 45

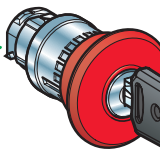


Ø 30 mm/1.181 in.  
Ø 40 mm/1.575 in.  
Ø 60 mm/2.362 in.


Emergency stop trigger action and mechanical latching



Spring clamp terminals  
ZBE10●5  
ZB4BZ10●5  
see page 78



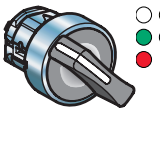
Key release (EN/ISO 13850)  
ZB4BS9●4  
see page 45



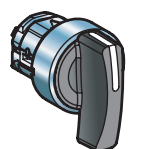
Ø 30 mm/1.181 in.  
Ø 40 mm/1.575 in.  
Ø 60 mm/2.362 in.

Emergency stop trigger action and mechanical latching

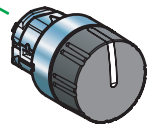
For selector switches and key switches



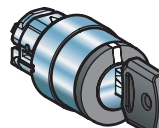
Standard black handle (1)  
ZB4BD●  
see page 54



Long black handle (1)  
ZB4BJ●  
see page 55

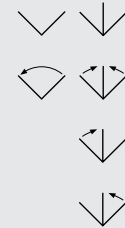


Knurled black knob (1)  
ZB4BD●9  
see page 57

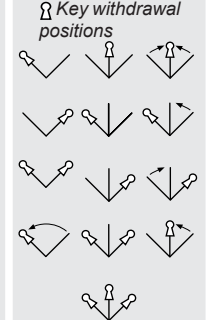


Key switch (2)  
ZB4BG●●/  
BG●TEC10  
see page 56

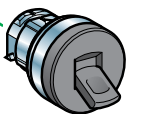
#### (1) Switch handle and knob positions



#### (2) Key switch positions



For toggle switches



2-position lever (3)  
ZB4BD●8, see page 57

#### (3) Lever positions



# Control and signaling units

Harmony XB4, metal

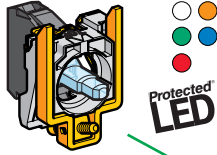
Pushbuttons, switches, and pilot lights

Sub-assemblies, ZB4B

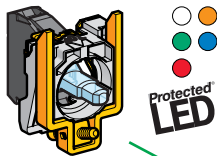
## Pilot lights for user assembly

### Signaling functions

#### Body sub-assemblies with integral LED



Connection: screw clamp terminals  
**ZB4BVJ●/BVB●/BVG●/ BVM●**  
 see page 84

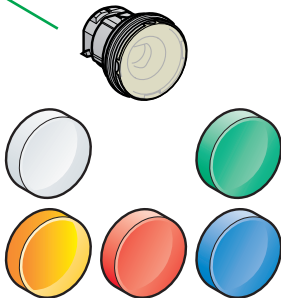


Connection: plug-in connector  
**ZB4VB●4/BVG●4/ BVM●4**  
 please contact our Customer Care Centre

#### Head sub-assemblies



With lens fitted  
**ZB4BV0●3**  
 see page 67

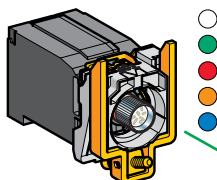


With 5 separate lenses, not fitted  
**ZB4BV003**  
 see page 67

#### Body sub-assemblies for BA 9s bulb



Direct supply  
 Connection: screw clamp terminals  
**ZB4BV6**  
 see page 87



Via integral transformer  
 Connection: screw clamp terminals  
**ZB4BV●D●**  
 see page 87

#### Head sub-assemblies



With lens fitted  
**ZB4BV0●, ZB4BV0●**  
 see page 68

# Control and signaling units

Harmony XB4, metal

Pushbuttons, switches, and pilot lights

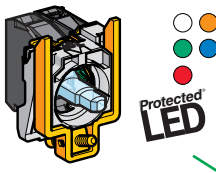
Sub-assemblies, ZB4B

## Illuminated pushbuttons for user assembly

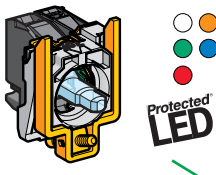
For illuminated pushbuttons, spring return

## Combined functions (contact and signaling)

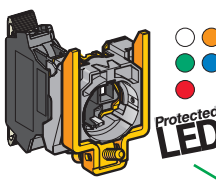
### Body sub-assemblies with integral LED



Screw clamp terminals  
ZB4BW0B●●/BW0G●●/BW0M●●  
see page 82



Plug-in connector  
ZB4BW0B●●4  
please contact our Customer Care Centre



Spring clamp terminals  
ZBV●●●  
see page 78

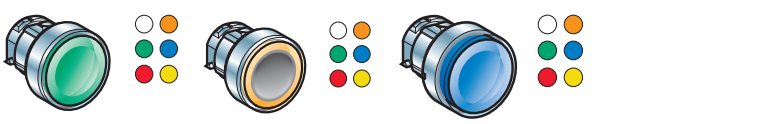
For illuminated double-headed pushbuttons, spring return

For illuminated "push-push to release" pushbuttons and illuminated selector switches with standard handle

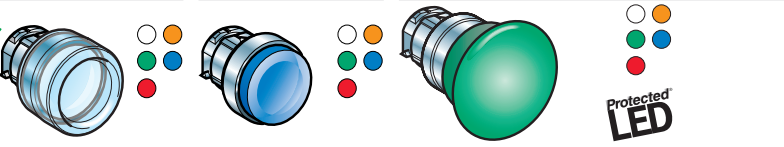
For illuminated mushroom head pushbuttons

For illuminated pushbuttons, spring return

### Head sub-assemblies, chromium plated or black metal bezel



Flush push ZB4BW3●3 see page 31	Flush push with illuminated ring ZB4BW9●3 see page 31	Flush push for insertion of legend ZB4BA●8 see page 31
---------------------------------------	---	--




Booted flush push ZB4BW5●3 see page 31	Projecting push ZB4BW1●3, ZB4BW1●3S see page 32	Mushroom head, spring return ZB4BW4●3 see page 42
--	--	---



Double-headed (flush/flush push) + central pilot light  
Double-headed (flush/projecting push) + central pilot light  
ZB4BW7A17●● / ZB4BW7A374● / ZB4BW7A9, see page 40  
ZB4BW7L374●, see page 40

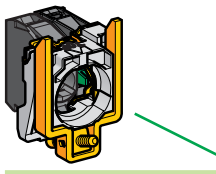


Flush or projecting "push-push to release" ZB4BH0●3/BH●3 see page 51	Selector switches with standard handle ZB4BK1●●3 see page 57
--	--



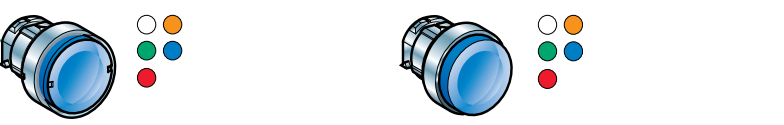
Mushroom head, latching ZB4BW6●3 see page 43	Emergency switching off, mechanical latching, push-pull ZB4BW643 see page 47
--	--

### Body sub-assemblies for BA 9s bulb



Direct supply or via integral transformer  
Screw clamp terminals  
ZB4BW0●●●  
see page 86

### Head sub-assemblies, chromium plated or black metal bezel



Flush push ZB4BW3●, ZB4BW3●S see page 33	Projecting push ZB4BW1●, ZB4BW1●S see page 31
---	--

# Control and signaling units

Harmony XB4, metal

Pushbuttons, switches, and pilot lights

Sub-assemblies, ZB4F flush mounting heads

**Non illuminated units for user assembly**

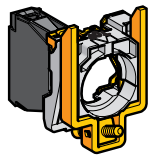
**Contact functions for Ø 30 mm mounting**

For pushbuttons, spring return, unmarked

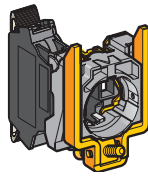
**Body sub-assemblies**



Screw clamp terminals  
ZB4BZ10●/BZ141  
see page 76



Faston  
ZB4BZ10●3  
see page 80

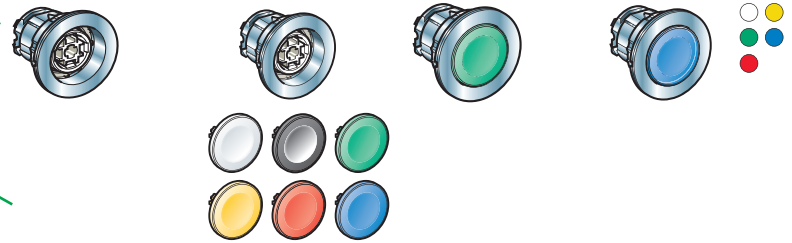


Spring clamp terminals  
ZBE10●5  
ZB4BZ10●5  
see page 78

For pushbuttons, spring return, with marking

For "push-push to release" pushbuttons

**Head sub-assemblies, chromium plated or black metal bezel**

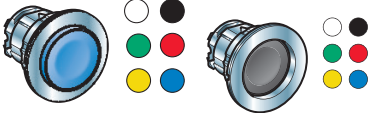


Flush push without cap  
ZB4FA0  
see page 34

Flush push with set of 6 caps  
ZB4FA9  
see page 34

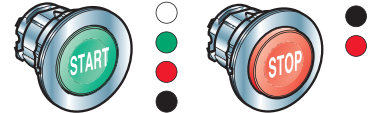
Flush push  
ZB4FA●  
see page 34

Flush push for insertion of legend  
ZB4FA●8  
see page 34



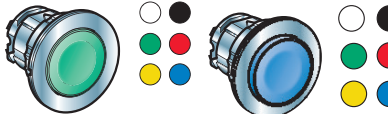
Projecting push  
ZB4FL●  
see page 35

Recessed push  
ZB4FA●6  
see page 34



Flush push  
ZB4FA●3●/FA●4●  
ZB4FA334/335  
see page 36

Projecting push  
ZB4FL●3●  
see page 36



Flush push  
ZB4FH0●  
see page 52

Projecting push  
ZB4FH●  
see page 52

# Control and signaling units

Harmony XB4, metal

Pushbuttons, switches, and pilot lights:

Sub-assemblies, ZB4F flush mounting heads

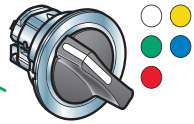
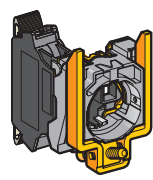
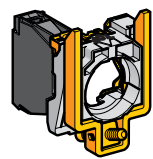
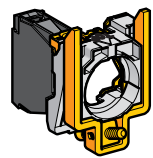
**Non illuminated units for user assembly (continued)**

**Contact functions for Ø 30 mm mounting**

**Body sub-assemblies**

**Head sub-assemblies, chromium plated or black metal bezel**

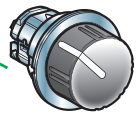
For selector switches and key switches



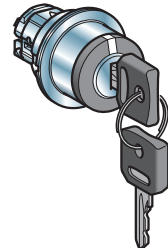
Standard black handle (1)  
ZB4FD●  
see page 60



Long black handle (1)  
ZB4FJ●  
see page 61

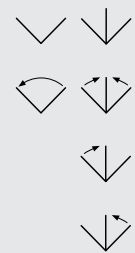


Knurled black knob (1)  
ZB4FD●9  
see page 63

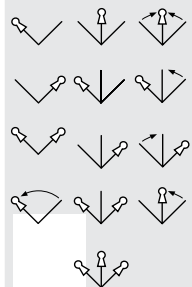


Key switch (2)  
ZB4FG●●  
see page 62

(1) Switch handle and knob positions



(2) Key switch positions  
Key withdrawal positions



# Control and signaling units

Harmony XB4, metal

Pushbuttons, switches, and pilot lights

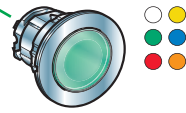
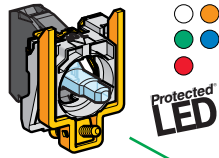
Sub-assemblies, ZB4F flush mounting heads

**Pilot lights for user assembly**

**Signaling functions for Ø 30 mm mounting**

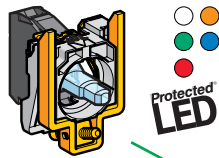
**Body sub-assemblies with integral LED**

**Head sub-assemblies**



Connection: screw clamp terminals  
**ZB4BVJ●/BVB●/BVG●/BVM●**  
 see page 84

With lens fitted  
**ZB4FV0●3**  
 see page 71



Connection: plug-in connector  
**ZB4VB●4/BVG●4/BVM●4**  
 please contact our Customer Care Centre



# Control and signaling units

Harmony XB4, metal

Pushbuttons, switches, and pilot lights

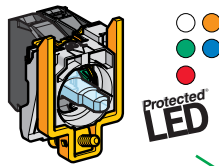
Sub-assemblies, ZB4F flush mounting heads

## Illuminated pushbuttons for user assembly

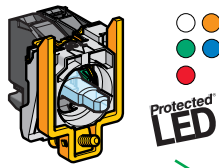
For illuminated pushbuttons, spring return

## Combined functions (contact and signaling) for Ø 30 mm mounting

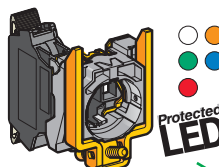
### Body sub-assemblies with integral LED



Screw clamp terminals  
**ZB4BW0B●●/BW0G●●/ BW0M●●**  
 see page 82

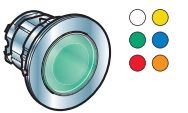


Plug-in connector  
**ZB4BW0B●●4**  
 please contact our Customer Care Centre

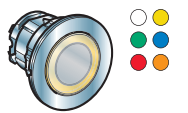


Spring clamp terminals  
**ZBV●●●**  
 see page 78

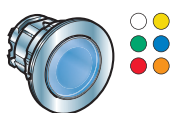
### Head sub-assemblies, chromium plated or black metal bezel



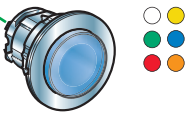
Flush push  
**ZB4FW3●3**  
 see page 38



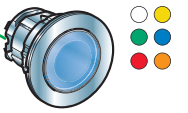
Flush push with illuminated ring  
**ZB4FW9●3**  
 see page 38



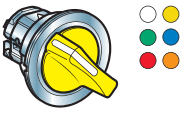
Flush push for insertion of legend  
**ZB4FA●8**  
 see page 38



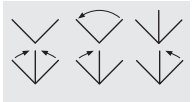
Projecting push  
**ZB4FW1●3, ZB4FW1●3S**  
 see page 39



Flush or projecting "push-push to release"  
**ZB4FH0●3/FH●3**  
 see page 53



Selector switches with standard handle  
**ZB4FK1●●3**  
 see page 65



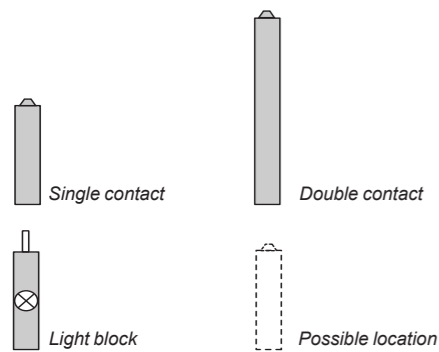
For illuminated "push-push to release" pushbuttons and illuminated selector switches with standard handle

# Control and signaling units

Harmony XB4 metal  
Contact mounting - Contact sequence

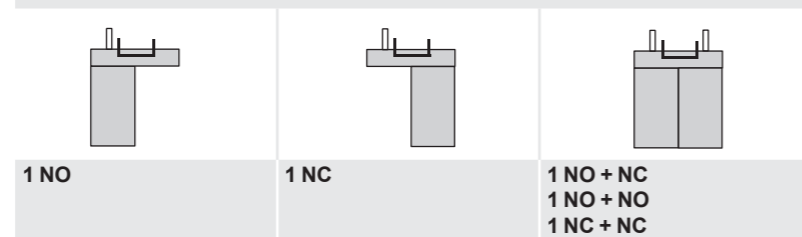
## Maximum recommended configurations guaranteeing achievement of catalog characteristics

Unit type (complete units XB4B and XB4F, heads ZB4B and ZB4F)	Pushbuttons, spring return XB4BA, ZB4BA, XB4FA, ZB4FA, (except ZB4BA8 and ZB4FA8) XB4BC, ZB4BC, XB4BL, ZB4BL, XB4BP, ZB4BP, ZB4BR, XB4FL, ZB4FL	Double-headed pushbuttons XB4BL73415, ZB4BA712, ZB4B734, ZB4BA79	Illuminated pushbuttons, spring return XB4BW, ZB4BW, ZB4BA8  Double-headed pushbuttons + pilot light block XB4BW737315, ZB4BW7A17, ZB4BW7374, ZB4BW7A9	
Solution using single contacts				
Solution using single and double contacts				
Maximum recommended configurations	Single contacts Double contacts + single contacts Light block	9 3 + 3 -	6 2 + 2 -	6 2 + 2 1



## Possible configurations for high power switching contacts (1) (2)

High power switching contact blocks with screw clamp terminal connections: ZBE501, ZBE502, ZBE503, ZBE504 and ZBE505  
High power switching contact blocks with connection by Faston connectors: ZBE5013, ZBE5023, ZBE5033, ZBE5043 and ZBE5053



(1) The configurations are not upgradable and cannot be combined with other types of contact and signaling functions.  
(2) High power switching contacts are not compatible with Harmony triple-headed pushbuttons.

## Sequence of contacts fitted to selector switch bodies

Emergency stop or Emergency switching off XB4BT, ZB4BT, XB4BS, ZB4BS	Selector switches			Illuminated selector switches, standard handle XB4BK, ZB4BK, XB4FK, ZB4FK	Toggle switches ZB4BD8	Pushbuttons, push-push ZB4BH, ZB4FH	Illuminated pushbuttons, push-push ZB4BH3, ZB4FH3
	<ul style="list-style-type: none"> <li>Standard handle XB4BD, ZB4BD, XB4FD, ZB4FD</li> <li>Long handle XB4BJ, ZB4BJ, XB4FJ, ZB4FJ</li> <li>Knurled knob ZB4BD9, ZB4FD9</li> <li>Key switch XB4BG, ZB4BG, XB4FG, ZB4FG</li> </ul>						
4	4	5	4	6	4	3	2
2	1	2	1	2	2	-	-
+	+	+	+	+	+	-	-
0	2	1	2	2	0	-	-
-	-	-	-	-	1	-	1

## Sequence of contacts fitted to selector switch bodies

Unit type	Selector switches	
	2-position	3-position
Push	Position: Top Bottom Location: L, C, R State: 0, 1 Contacts: N/O, N/C	







L left, C centre, R right  
□ open, ■ closed


Assembly of other products using:  
 Body/contact assemblies: see page 76  
 Accessories: see page 88

## Control and signaling units

Harmony XB4, metal

Spring return pushbuttons, unmarked

Pushbuttons with flush push (1)						
Screw clamp terminal connections (Schneider Electric anti-loosening system)						
Shape of head	Type of push	Type of contact		Color of push	Reference	Weight kg/lb
		 NO	 NC			
<b>Complete units (2)</b>						
	Flush	1	-	White	<b>XB4BA11</b> (ZB4BZ101 + ZB4BA1)	0.080/0.176
				Black	<b>XB4BA21</b> (ZB4BZ101 + ZB4BA2)	0.080/0.176
				Green	<b>XB4BA31</b> (ZB4BZ101 + ZB4BA3)	0.080/0.176
				Yellow	<b>XB4BA51</b> (ZB4BZ101 + ZB4BA5)	0.080/0.176
				Blue	<b>XB4BA61</b> (ZB4BZ101 + ZB4BA6)	0.080/0.176
				Red	<b>XB4BA42</b> (ZB4BZ102 + ZB4BA4)	0.080/0.176
	-	1				
<b>Heads only</b>						
	Without cap (3)			-	<b>ZB4BA0</b>	0.028/0.062
	Flush, with set of 6 colored caps			6 colors (4)	<b>ZB4BA9</b>	0.038/0.084
	Flush (2)			White	<b>ZB4BA1</b>	0.029/0.064
				Black	<b>ZB4BA2</b>	0.029/0.064
				Green	<b>ZB4BA3</b>	0.029/0.064
				Red	<b>ZB4BA4</b>	0.029/0.064
				Yellow	<b>ZB4BA5</b>	0.029/0.064
				Blue	<b>ZB4BA6</b>	0.029/0.064
				Gray	<b>ZB4BA8</b>	0.029/0.064
	Flush with transparent cap for insertion of legend (5)			White	<b>ZB4BA18</b>	0.028/0.062
				Green	<b>ZB4BA38</b>	0.028/0.062
				Red	<b>ZB4BA48</b>	0.028/0.062
				Yellow	<b>ZB4BA58</b>	0.028/0.062
				Blue	<b>ZB4BA68</b>	0.028/0.062
	Illuminated flush pushbutton head, with set of 6 colored caps			6 colors	<b>ZB4BA98</b>	0.022/0.049
	Flush (high bezel) (2)			White	<b>ZB4BA14</b>	0.034/0.075
				Black	<b>ZB4BA24</b>	0.034/0.075
				Green	<b>ZB4BA34</b>	0.034/0.075
				Red	<b>ZB4BA44</b>	0.034/0.075
				Yellow	<b>ZB4BA54</b>	0.034/0.075
				Blue	<b>ZB4BA64</b>	0.034/0.075



(1) Recommended maximum number of contacts constituting the body (fixing collar and contact) associated with the head, see page 24.

(2) To add customized markings on these references through web customization tool, see page 5

(3) Colored cap to be ordered separately: see page 88.

(4) Head supplied with 6 different colored caps (white, black, green, red, yellow, and blue) not fitted.

(5) For legend ordering information, see page 97.



Assembly of other products using:  
 Body/contact assemblies: see page 76  
 Accessories: see page 88

## Control and signaling units

Harmony XB4, metal

Spring return pushbuttons, unmarked


### Pushbuttons with projecting push (1) (2) Screw clamp terminal connections (Schneider Electric anti-loosening system)


Shape of head	Type of push	Type of contact		Color of push	Reference	Weight kg/lb
						
		NO	NC			

#### Complete units

	Projecting	-	1	Red	<b>XB4BL42</b> (ZB4BZ102 + ZB4BL4)	0.081/0.179
---	------------	---	---	-----	---------------------------------------	-------------

#### Heads only

	Projecting			White	<b>ZB4BL1</b>	0.030/0.066
				Black	<b>ZB4BL2</b>	0.030/0.066
				Green	<b>ZB4BL3</b>	0.030/0.066
				Red	<b>ZB4BL4</b>	0.030/0.066
				Yellow	<b>ZB4BL5</b>	0.030/0.066
				Blue	<b>ZB4BL6</b>	0.030/0.066



XB4BL42



ZB4BL1

### Heads with black metal bezel

To order, add a figure 7 to the references listed from above.  
 Example: **ZB4BA0** becomes **ZB4BA07**.

- (1) Recommended maximum number of contacts constituting the body (fixing collar and contact) associated with the head, see page 24.  
 (2) To add customized markings on these references through web customization tool, see page 5

Assembly of other products using:  
 Body/contact assemblies: see page 76  
 Accessories: see page 88


101197



ZB4BA36

Pushbuttons with recessed push (1) (2)					
High guard					
Shape of head	Type of push		Color	Reference	Weight kg/lb
<b>Heads only</b>					
	Recessed (high guard)		White	<b>ZB4BA16</b>	0.034/0.075
			Black	<b>ZB4BA26</b>	0.034/0.075
			Green	<b>ZB4BA36</b>	0.034/0.075
			Red	<b>ZB4BA46</b>	0.034/0.075
			Yellow	<b>ZB4BA56</b>	0.034/0.075
			Blue	<b>ZB4BA66</b>	0.034/0.075

110009



XB4BP21

Pushbuttons with silicone booted head for severe environments (1)						
Screw clamp terminal connections (Schneider Electric anti-loosening system)						
Shape of head	Type of push	Type of contact		Color of push	Reference	Weight kg/lb
		NO	NC			
<b>Complete units (2)</b>						
	Booted, clear silicone (color of push unobscured)	1	–	Black	<b>XB4BP21</b> (ZB4BZ101 + ZB4BP2)	0.082/0.181
				Green	<b>XB4BP31</b> (ZB4BZ101 + ZB4BP3)	0.082/0.181
				Yellow	<b>XB4BP51</b> (ZB4BZ101 + ZB4BP5)	0.082/0.181
				Blue	<b>XB4BP61</b> (ZB4BZ101 + ZB4BP6)	0.082/0.181
			–	1	Red	<b>XB4BP42</b> (ZB4BZ102 + ZB4BP4)

110054



ZB4BP18

Silicone booted heads only, with increased protection (IP 69K)					
	Flush	Clear boot (3) For insertion of protected legend within head (4)	White	<b>ZB4BP18 (2)</b>	0.034/0.075
			Green	<b>ZB4BP38 (2)</b>	0.034/0.075
			Red	<b>ZB4BP48</b>	0.034/0.075
			Yellow	<b>ZB4BP58 (2)</b>	0.034/0.075
			Blue	<b>ZB4BP68</b>	0.034/0.075
	Projecting	Clear boot (3) (2)	White	<b>ZB4BP1</b>	0.031/0.068
			Black	<b>ZB4BP2</b>	0.031/0.068
			Green	<b>ZB4BP3</b>	0.031/0.068
			Red	<b>ZB4BP4</b>	0.031/0.068
			Yellow	<b>ZB4BP5</b>	0.031/0.068
			Blue	<b>ZB4BP6</b>	0.031/0.068

103542



ZB4BP2S

Silicone booted heads only, standard for mouting with legend holder (IP 66)					
	Flush	Colored boot (5)	White	<b>ZB4BP1S</b>	0.034/0.075
			Black	<b>ZB4BP2S</b>	0.034/0.075
			Green	<b>ZB4BP3S</b>	0.034/0.075
			Red	<b>ZB4BP4S</b>	0.034/0.075
			Yellow	<b>ZB4BP5S</b>	0.034/0.075
			Blue	<b>ZB4BP6S</b>	0.034/0.075

PG113450



ZB4BP183

	Clear membrane (5) (2) For insertion of protected legend within head (4)	White	<b>ZB4BP183</b>	0.026/0.057
		Green	<b>ZB4BP383</b>	0.026/0.057
		Red	<b>ZB4BP483</b>	0.026/0.057
		Yellow	<b>ZB4BP583</b>	0.026/0.057
		Blue	<b>ZB4BP683</b>	0.026/0.057

### Heads with black metal bezel

To order, add a figure 7 to the references selected from above.

Example: **ZB4BP18** becomes **ZB4BP187**.

(1) Recommended maximum number of contacts constituting the body (fixing collar and contact) associated with the head, see page 24.  
 (2) To add customized markings on these references through web customization tool, see page 5.

(3) Permissible panel thickness 1 to 5 mm/0.039 to 0.197 in., cannot be used with legend holders.

(4) To order a legend for insertion within the head, see page 97.

(5) Replacement of silicone protection element without dismantling head, see page 89.










Assembly of other products using:  
 Body/contact assemblies: see page 76  
 Accessories: see page 88

## Control and signaling units


Harmony XB4, metal

Spring return pushbuttons, with marking

### Pushbuttons with flush or projecting push (1) Screw clamp terminal connections (Schneider Electric anti-loosening system)

Shape of head	Type of push	Type of contact		Marking Text (color)	Color of push	Reference	Weight kg/lb
		N/O	N/C				
<b>Complete units</b>							
	Flush	1	–	"I" (White)	Green	<b>XB4BA3311</b> (ZB4BZ101 + ZB4BA331)	0.080/0.176
	Flush	–	1	"O" (White)	Red	<b>XB4BA4322</b> (ZB4BZ102 + ZB4BA432)	0.080/0.176
	Projecting	1	1	"O" (White)	Red	<b>XB4BL4325</b> (ZB4BZ105 + ZB4BL432)	0.080/0.176
	Flush (2)	1	–	↑ (Black)	White	<b>XB4BA3341</b> (ZB4BZ101 + ZB4BA334)	0.080/0.176
	Flush (2)	1	–	↓ (White)	Black	<b>XB4BA3351</b> (ZB4BZ101 + ZB4BA335)	0.080/0.176
<b>Heads only</b>							
	Flush			"I" (White)	Green	<b>ZB4BA331</b>	0.029/0.064
				"I" (Black)	White	<b>ZB4BA131</b>	0.029/0.064
				"II" (White)	Green	<b>ZB4BA336</b>	0.029/0.064
				"II" (Black)	White	<b>ZB4BA136</b>	0.029/0.064
				"START" (white)	Green	<b>ZB4BA333</b>	0.029/0.064
				"START" (Black)	White	<b>ZB4BA133</b>	0.029/0.064
				"ON" (White)	Green	<b>ZB4BA341</b>	0.029/0.064
				"ON" (Black)	White	<b>ZB4BA141</b>	0.029/0.064
				"MARCHE" (White)	Green	<b>ZB4BA342</b>	0.029/0.064
				"MARCHE" (Black)	White	<b>ZB4BA142</b>	0.029/0.064
				 (White)	Black	<b>ZB4BA245</b>	0.029/0.064
				 (Black)	White	<b>ZB4BA145</b>	0.029/0.064
				"O" (White)	Red	<b>ZB4BA432</b>	0.029/0.064
					Black	<b>ZB4BA232</b>	0.029/0.064
				"ARRET" (White)	Red	<b>ZB4BA433</b>	0.029/0.064
					Black	<b>ZB4BA233</b>	0.029/0.064
				"STOP" (White)	Red	<b>ZB4BA434</b>	0.029/0.064
					Black	<b>ZB4BA234</b>	0.029/0.064
				"OFF" (White)	Red	<b>ZB4BA435</b>	0.029/0.064
					Black	<b>ZB4BA235</b>	0.029/0.064
		↑ (Black) (2)	White	<b>ZB4BA334</b>	0.029/0.064		
		↓ (White) (2)	Black	<b>ZB4BA335</b>	0.029/0.064		
	Projecting			"O" (White)	Red	<b>ZB4BL432</b>	0.030/0.066
					Black	<b>ZB4BL232</b>	0.030/0.066
				"ARRET" (White)	Red	<b>ZB4BL433</b>	0.030/0.066
					Black	<b>ZB4BL233</b>	0.030/0.066
				"STOP" (White)	Red	<b>ZB4BL434</b>	0.030/0.066
					Black	<b>ZB4BL234</b>	0.030/0.066
				"OFF" (White)	Red	<b>ZB4BL435</b>	0.030/0.066
					Black	<b>ZB4BL235</b>	0.030/0.066

101180



XB4BA4322

101195



ZB4BA331

101196



ZB4BA334

101218





ZB4BL432

### Heads with black metal bezel


To order, add a figure 7 to the references selected from above.  
 Example: **ZB4BA331** becomes **ZB4BA3317**.

- (1) Recommended maximum number of contacts constituting the body (fixing collar and contact) associated with the head, see page 24.  
 (2) Product supplied with cap not clipped-in, allowing orientation through 360° in 90° steps.


Assembly of other products using:  
 Body/contact assemblies: see page 76  
 Combined sub-assemblies: see page 82  
 Accessories: see page 88

Illuminated pushbuttons with flush push <sup>(1)</sup> <sup>(2)</sup>							
Screw clamp terminal connections (Schneider Electric anti-loosening system)							
Shape of head	Description	Type of contact		Supply voltage V	Color of push	Reference	Weight kg/lb
							
		NO	NC				


**Complete units - With plain lens**



XB4BW33B5



XB4BW34G5

Shape of head	Description	Type of contact	Type of contact	Supply voltage V	Color of push	Reference	Weight kg/lb				
	Integral LED	1	1	24 ~ 50/60 Hz	White	<b>XB4BW31B5</b> (ZB4BW0B15 + ZB4BW313)	0.097/0.214				
					Green	<b>XB4BW33B5</b> (ZB4BW0B35 + ZB4BW333)	0.097/0.214				
					Red	<b>XB4BW34B5</b> (ZB4BW0B45 + ZB4BW343)	0.097/0.214				
					Orange	<b>XB4BW35B5</b> (ZB4BW0B55 + ZB4BW353)	0.097/0.214				
					Blue	<b>XB4BW36B5</b> (ZB4BW0B65 + ZB4BW363)	0.097/0.214				
					110...120 ~ 50/60 Hz	White	<b>XB4BW31G5</b> (ZB4BW0G15 + ZB4BW313)	0.097/0.214			
				Green	<b>XB4BW33G5</b> (ZB4BW0G35 + ZB4BW333)	0.097/0.214					
				Red	<b>XB4BW34G5</b> (ZB4BW0G45 + ZB4BW343)	0.097/0.214					
				Orange	<b>XB4BW35G5</b> (ZB4BW0G55 + ZB4BW353)	0.097/0.214					
				Blue	<b>XB4BW36G5</b> (ZB4BW0G65 + ZB4BW363)	0.097/0.214					
								230...240 ~ 50/60 Hz	White	<b>XB4BW31M5</b> (ZB4BW0M15 + ZB4BW313)	0.097/0.214
									Green	<b>XB4BW33M5</b> (ZB4BW0M35 + ZB4BW333)	0.097/0.214
Red	<b>XB4BW34M5</b> (ZB4BW0M45 + ZB4BW343)	0.097/0.214									
Orange	<b>XB4BW35M5</b> (ZB4BW0M55 + ZB4BW353)	0.097/0.214									
Blue	<b>XB4BW36M5</b> (ZB4BW0M65 + ZB4BW363)	0.097/0.214									

(1) Recommended maximum number of contacts constituting the body (fixing collar and contact) associated with the head, see page 24.








(2) To add customized markings on these references through web customization tool, see page 5

Assembly of other products using:  
 Combined sub-assemblies: see page 82  
 Accessories: see page 88

## Control and signaling units

Harmony XB4, metal

Illuminated pushbuttons, spring return, with integral LED

Illuminated pushbuttons with flush push (1)					
Shape of head	Type of push	Color	Reference	Weight kg/lb	
<b>Heads only (2) - With plain lens</b>					
 101244 ZB4BW333		Flush (3)	White	ZB4BW313	0.026/0.057
			Green	ZB4BW333	0.026/0.057
			Red	ZB4BW343	0.026/0.057
			Orange	ZB4BW353	0.026/0.057
			Yellow	ZB4BW383	0.026/0.057
			Blue	ZB4BW363	0.026/0.057
 XB4_632_CP5CT16035A ZB4BW983		Flush with illuminated ring	White	ZB4BW913	0.026/0.057
			Green	ZB4BW933	0.026/0.057
			Red	ZB4BW943	0.026/0.057
			Orange	ZB4BW953	0.026/0.057
			Yellow	ZB4BW983	0.026/0.057
			Blue	ZB4BW963	0.026/0.057
 PG116073 ZB4BW563		Flush with clear boot (IP 69K) (3)	White	ZB4BW513	0.031/0.068
			Green	ZB4BW533	0.031/0.068
			Red	ZB4BW543	0.031/0.068
			Orange	ZB4BW553	0.031/0.068
			Yellow	ZB4BW583	0.031/0.068
			Blue	ZB4BW563	0.031/0.068
 XB4_632_CP5CT17114B ZB4BA98		Flush for insertion of legend (4) (IP 69K)	White	ZB4BA18	0.028/0.062
			Green	ZB4BA38	0.028/0.062
			Red	ZB4BA48	0.028/0.062
			Orange	ZB4BA58	0.028/0.062
			Yellow	ZB4BA88 (3)	0.028/0.062
			Blue	ZB4BA68	0.028/0.062
	Illuminated flush pushbutton head, with set of 6 colored caps	White, Green, Red, Orange, Yellow, and Blue	ZB4BA98	0.022/0.049	
<b>Heads only (2) - With grooved lens (5) (3)</b>					
	Flush	White	ZB4BW313S	0.026/0.057	
		Green	ZB4BW333S	0.026/0.057	
		Red	ZB4BW343S	0.026/0.057	
		Orange	ZB4BW353S	0.026/0.057	
		Yellow	ZB4BW383S	0.026/0.057	
		Blue	ZB4BW363S	0.026/0.057	

(1) Recommended maximum number of contacts constituting the body (fixing collar and contact) associated with the head, see page 24.

(2) Only for use with bodies comprising a light source with integral LED.

(3) To add customized markings on these references through web customization tool, see page 5

(4) For legend ordering information, see page 97.

(5) For use in bright ambient light conditions (for example, outdoors in sunlight).



Assembly of other products using:  
 Combined sub-assemblies: see page 82  
 Accessories: see page 88

## Control and signaling units

Harmony XB4, metal

Illuminated pushbuttons, spring return, with integral LED



Illuminated pushbuttons with projecting push <sup>(1)</sup>				
Shape of head	Type of push	Color	Reference	Weight kg/lb
<b>Heads only (2) - With plain lens (3)</b>				
	Projecting	White	<b>ZB4BW113</b>	0.029/0.064
		Green	<b>ZB4BW133</b>	0.029/0.064
		Red	<b>ZB4BW143</b>	0.029/0.064
		Orange	<b>ZB4BW153</b>	0.029/0.064
		Yellow	<b>ZB4BW183</b>	0.029/0.064
		Blue	<b>ZB4BW163</b>	0.029/0.064

<b>Heads only (2) - With grooved lens (4)</b>				
	Projecting	White	<b>ZB4BW113S (3)</b>	0.026/0.057
		Green	<b>ZB4BW133S (3)</b>	0.026/0.057
		Red	<b>ZB4BW143S (3)</b>	0.026/0.057
		Orange	<b>ZB4BW153S</b>	0.026/0.057
		Yellow	<b>ZB4BW183S (3)</b>	0.026/0.057
		Blue	<b>ZB4BW163S (3)</b>	0.026/0.057

### Heads with black metal bezel

To order, add a figure 7 to the references selected from above.

Example 1: **ZB4BW313** becomes **ZB4BW3137**.

Example 2: **ZB4BW313S** becomes **ZB4BW313S7**.

(1) Recommended maximum number of contacts constituting the body (fixing collar and contact) associated with the head, see page 24.

(2) Only for use with bodies comprising a light source with integral LED.






(3) To add customized markings on these references through web customization tool, see page 5.

(4) For use in bright ambient light conditions (for example, outdoors in sunlight).

Assembly of other products using:  
 Combined sub-assemblies: see page 82  
 Accessories: see page 88

## Control and signaling units

Harmony XB4, metal  
 Illuminated pushbuttons, spring return,  
 with BA 9s base fitting

Illuminated pushbuttons with flush push <sup>(1)</sup>							
Screw clamp terminal connections (Schneider Electric anti-loosening system)							
Shape of head	Description	Type of contact		Supply voltage V	Color of push	Reference	Weight kg/lb
		NO	NC				
<b>Complete units - With plain lens</b>							
 XB4BW3545	Direct supply for bulb with BA 9s base fitting, 2.4 W max (bulb not included)	1	1	≤ 250	White	<b>XB4BW3165</b> (ZB4BW065 + ZB4BW31)	0.097/0.214
					Green	<b>XB4BW3365</b> (ZB4BW065 + ZB4BW33)	0.097/0.214
					Red	<b>XB4BW3465</b> (ZB4BW065 + ZB4BW34)	0.097/0.214
					Orange	<b>XB4BW3565</b> (ZB4BW065 + ZB4BW35)	0.097/0.214
	Via integral transformer 1.2 VA, 6 V secondary, incandescent bulb with BA 9s base fitting (bulb included)	1	1	110...120 ~ 50/60 Hz	White	<b>XB4BW3135</b> (ZB4BW035 + ZB4BW31)	0.169/0.373
					Green	<b>XB4BW3335</b> (ZB4BW035 + ZB4BW33)	0.169/0.373
					Red	<b>XB4BW3435</b> (ZB4BW035 + ZB4BW34)	0.169/0.373
					Orange	<b>XB4BW3535</b> (ZB4BW035 + ZB4BW35)	0.169/0.373
				230 ~ 50 Hz 220...240 ~ 60 Hz	White	<b>XB4BW3145</b> (ZB4BW045 + ZB4BW31)	0.170/0.375
					Green	<b>XB4BW3345</b> (ZB4BW045 + ZB4BW33)	0.170/0.375
					Red	<b>XB4BW3445</b> (ZB4BW045 + ZB4BW34)	0.170/0.375
					Orange	<b>XB4BW3545</b> (ZB4BW045 + ZB4BW35)	0.170/0.375
<b>Heads only <sup>(2)</sup> - With plain lens</b>							
 ZB4BW33	Flush				White	<b>ZB4BW31</b>	0.027/0.060
					Green	<b>ZB4BW33</b>	0.027/0.060
					Red	<b>ZB4BW34</b>	0.027/0.060
					Orange	<b>ZB4BW35</b>	0.027/0.060
					Blue	<b>ZB4BW36</b>	0.027/0.060
					Clear	<b>ZB4BW37</b>	0.027/0.060
<b>Heads only <sup>(2)</sup> - With grooved lens <sup>(3)</sup></b>							
	Flush				White	<b>ZB4BW31S</b>	0.027/0.060
					Green	<b>ZB4BW33S</b>	0.027/0.060
					Red	<b>ZB4BW34S</b>	0.027/0.060
					Orange	<b>ZB4BW35S</b>	0.027/0.060
					Blue	<b>ZB4BW36S</b>	0.027/0.060
					Clear	<b>ZB4BW37S</b>	0.027/0.060
<b>Illuminated pushbuttons with projecting push <sup>(1)</sup></b>							
<b>Heads only <sup>(2)</sup> - With plain lens</b>							
 ZB4BW14	Projecting				White	<b>ZB4BW11</b>	0.028/0.062
					Green	<b>ZB4BW13</b>	0.028/0.062
					Red	<b>ZB4BW14</b>	0.028/0.062
					Orange	<b>ZB4BW15</b>	0.028/0.062
					Blue	<b>ZB4BW16</b>	0.028/0.062
					Clear	<b>ZB4BW17</b>	0.028/0.062
<b>Heads only <sup>(2)</sup> - With grooved lens <sup>(3)</sup></b>							
	Projecting				White	<b>ZB4BW11S</b>	0.027/0.060
					Green	<b>ZB4BW13S</b>	0.027/0.060
					Red	<b>ZB4BW14S</b>	0.027/0.060
					Orange	<b>ZB4BW15S</b>	0.027/0.060
					Blue	<b>ZB4BW16S</b>	0.027/0.060
					Clear	<b>ZB4BW17S</b>	0.027/0.060
<b>Heads with black metal bezel</b>							

To order, add a figure 7 to the references selected from above.

Example 1: **ZB4BW31** becomes **ZB4BW317**. Example 2: **ZB4BW31S** becomes **ZB4BW31S7**.

<sup>(1)</sup> Recommended maximum number of contacts constituting the body (fixing collar and contact) associated with the head, see page 24.

<sup>(2)</sup> Only for use with bodies comprising a light source with BA9s base fitting bulb (incandescent, neon or LED).

<sup>(3)</sup> For use in bright ambient light conditions (for example, outdoors in sunlight).


Assembly of other products using:  
 Body/contact assemblies: see page 76  
 Accessories: see page 88




## Control and signaling units

Harmony XB4, metal

Flush mounted spring return pushbuttons, unmarked


### Flush mounted pushbuttons with flush push for Ø 30 mm<sup>(1)</sup> (2) Screw clamp terminal connections (Schneider Electric anti-loosening system)

Shape of head	Type of push	Type of contact		Marking on bezel Text (color)	Color of push	Reference	Weight kg/lb
		NO	NC				
<b>Complete units</b>							
	Flush	1	-		White	<b>XB4FA11</b> (ZB4BZ101 + ZB4FA1)	0.080/0.176
					Black	<b>XB4FA21</b> (ZB4BZ101 + ZB4FA2)	0.080/0.176
					Green	<b>XB4FA31</b> (ZB4BZ101 + ZB4FA3)	0.080/0.176
					Yellow	<b>XB4FA51</b> (ZB4BZ101 + ZB4FA5)	0.080/0.176
					Blue	<b>XB4FA61</b> (ZB4BZ101 + ZB4FA6)	0.080/0.176
					Red	<b>XB4FA42</b> (ZB4BZ102 + ZB4FA4)	0.080/0.176

<b>Heads only</b>							
	Without cap (3)				-	<b>ZB4FA0</b>	0.028/0.062
	Flush, with set of 6 colored caps				6 colors (4)	<b>ZB4FA9</b>	0.038/0.084
	Flush				White	<b>ZB4FA1</b>	0.029/0.064
					Black	<b>ZB4FA2</b>	0.029/0.064
					Green	<b>ZB4FA3</b>	0.029/0.064
					Red	<b>ZB4FA4</b>	0.029/0.064
					Yellow	<b>ZB4FA5</b>	0.029/0.064
					Blue	<b>ZB4FA6</b>	0.029/0.064
					Gray	<b>ZB4FA8</b>	0.029/0.064
					White	<b>ZB4FA18</b>	0.028/0.062
					Green	<b>ZB4FA38</b>	0.028/0.062
					Red	<b>ZB4FA48</b>	0.028/0.062
	Flush with transparent cap for insertion of legend (5)				Yellow	<b>ZB4FA58</b>	0.028/0.062
					Blue	<b>ZB4FA68</b>	0.028/0.062

<b>Heads only with marked bezel</b>							
	Flush			"START" (Black)	Green	<b>ZB4FA3M33</b>	0.029/0.064

### Pushbuttons with recessed push (1) High guard

Shape of head	Type of push		Color	Reference	Weight kg/lb	
<b>Heads only</b>						
	Recessed (high guard)			White	<b>ZB4FA16</b> (2)	0.034/0.075
				Black	<b>ZB4FA26</b> (2)	0.034/0.075
				Green	<b>ZB4FA36</b> (2)	0.034/0.075
				Red	<b>ZB4FA46</b> (2)	0.034/0.075
				Yellow	<b>ZB4FA56</b>	0.034/0.075
				Blue	<b>ZB4FA66</b>	0.034/0.075


(1) Recommended maximum number of contacts constituting the body (fixing collar and contact) associated with the head, see page 24.

(2) To add customized markings on these references through web customization tool, see page 5.


(3) Colored cap to be ordered separately: see page 88.

(4) Head supplied with 6 different colored caps (white, black, green, red, yellow, and blue) not fitted.


(5) For legend ordering information, see page 97.



XB4FA11




ZB4FA0




ZB4FA4



ZB4FA38



ZB4FA3M33



ZB4FA36

Assembly of other products using:  
 Body/contact assemblies: see page 76  
 Accessories: see page 88

## Control and signaling units

Harmony XB4, metal


Flush mounted spring return pushbuttons, unmarked



XB4FL42





ZB4FL1



ZB4FL4M34

### Flush mounted pushbuttons with projecting push for Ø 30 mm <sup>(1) (2)</sup> Screw clamp terminal connections (Schneider Electric anti-loosening system)

Shape of head	Type of push	Type of contact	Marking on bezel Text (color)	Color of push	Reference	Weight kg/lb
		 NO  NC				

#### Complete units

	Projecting	–	1	–	Red	<b>XB4FL42</b> (ZB4BZ102 + ZB4FL4)	0.081/0.179
---	------------	---	---	---	-----	---------------------------------------	-------------

#### Heads only

	Projecting				White	<b>ZB4FL1</b>	0.030/0.066
					Black	<b>ZB4FL2</b>	0.030/0.066
					Green	<b>ZB4FL3</b>	0.030/0.066
					Red	<b>ZB4FL4</b>	0.030/0.066
					Yellow	<b>ZB4FL5</b>	0.030/0.066
					Blue	<b>ZB4FL6</b>	0.030/0.066

#### Heads only with marked bezel

	Projecting			"STOP" (Black)	Red	<b>ZB4FL4M34</b>	0.030/0.066
---	------------	--	--	----------------	-----	------------------	-------------

(1) Recommended maximum number of contacts constituting the body (fixing collar and contact) associated with the head, see page 24.

(2) To add customized markings on these references through web customization tool, see page 5.

Assembly of other products using:  
 Body/contact assemblies: see page 76  
 Accessories: see page 88

## Control and signaling units

Harmony XB4, metal

Flush mounted spring return pushbuttons, with marking



XB4FA4322



ZB4FA331



ZB4FA334



ZB4FL432

Flush mounted pushbuttons with flush or projecting push for Ø 30 mm <sup>(1)</sup>							
Screw clamp terminal connections (Schneider Electric anti-loosening system)							
Shape of head	Type of push	Type of contact		Marking Text (color)	Color of push	Reference	Weight kg/lb
		N/O	N/C				
<b>Complete units <sup>(2)</sup></b>							
	Flush	1	–	"I" (White)	Green	<b>XB4FA3311</b> (ZB4BZ101 + ZB4FA331)	0.080/0.176
	Flush	–	1	"O" (White)	Red	<b>XB4FA4322</b> (ZB4BZ102 + ZB4FA432)	0.080/0.176
	Projecting	1	1	"O" (White)	Red	<b>XB4FL4325</b> (ZB4BZ105 + ZB4FL432)	0.080/0.176
	Flush (3)	1	–	↑ (Black)	White	<b>XB4FA3341</b> (ZB4BZ101 + ZB4FA334)	0.080/0.176
	Flush (3)	1	–	↓ (White)	Black	<b>XB4FA3351</b> (ZB4BZ101 + ZB4FA335)	0.080/0.176
<b>Heads only</b>							
	Flush			"I" (White)	Green	<b>ZB4FA331</b> (2)	0.029/0.064
				"I" (Black)	White	<b>ZB4FA131</b> (2)	0.029/0.064
				"II" (White)	Green	<b>ZB4FA336</b>	0.029/0.064
				"II" (Black)	White	<b>ZB4FA136</b>	0.029/0.064
				"START" (white)	Green	<b>ZB4FA333</b> (2)	0.029/0.064
				"START" (Black)	White	<b>ZB4FA133</b>	0.029/0.064
				"ON" (White)	Green	<b>ZB4FA341</b>	0.029/0.064
				"ON" (Black)	White	<b>ZB4FA141</b>	0.029/0.064
				"MARCHE" (White)	Green	<b>ZB4FA342</b>	0.029/0.064
				"MARCHE" (Black)	White	<b>ZB4FA142</b>	0.029/0.064
					Black	<b>ZB4FA245</b>	0.029/0.064
					White	<b>ZB4FA145</b>	0.029/0.064
				"O" (White)	Red	<b>ZB4FA432</b> (2)	0.029/0.064
					Black	<b>ZB4FA232</b> (2)	0.029/0.064
				"ARRET" (White)	Red	<b>ZB4FA433</b>	0.029/0.064
					Black	<b>ZB4FA233</b>	0.029/0.064
				"STOP" (White)	Red	<b>ZB4FA434</b> (2)	0.029/0.064
					Black	<b>ZB4FA234</b>	0.029/0.064
				"OFF" (White)	Red	<b>ZB4FA435</b>	0.029/0.064
					Black	<b>ZB4FA235</b>	0.029/0.064
			↑ (Black) (3)	White	<b>ZB4FA334</b> (2)	0.029/0.064	
			↓ (White) (3)	Black	<b>ZB4FA335</b> (2)	0.029/0.064	
	Projecting			"O" (White)	Red	<b>ZB4FL432</b> (2)	0.030/0.066
					Black	<b>ZB4FL232</b> (2)	0.030/0.066
				"ARRET" (White)	Red	<b>ZB4FL433</b>	0.030/0.066
					Black	<b>ZB4FL233</b>	0.030/0.066
				"STOP" (White)	Red	<b>ZB4FL434</b> (2)	0.030/0.066
					Black	<b>ZB4FL234</b>	0.030/0.066
				"OFF" (White)	Red	<b>ZB4FL435</b>	0.030/0.066
					Black	<b>ZB4FL235</b>	0.030/0.066

(1) Recommended maximum number of contacts constituting the body (fixing collar and contact) associated with the head, see page 24.

(2) To add customized markings on these references through web customization tool, see page 5.

(3) Product supplied with cap not clipped-in, allowing orientation through 360° in 90° steps.

## References

Assembly of other products using:  
 Body/contact assemblies: see page 76  
 Combined sub-assemblies: see page 82  
 Accessories: see page 88




## Control and signaling units

Harmony XB4, metal

Flush mounted illuminated pushbuttons, spring return,  
 with integral LED


### Flush mounted illuminated pushbuttons with flush push for Ø 30 mm <sup>(1)</sup> <sup>(2)</sup>

Screw clamp terminal connections (Schneider Electric anti-loosening system)

Shape of head	Description	Type of contact		Supply voltage V	Color of push	Reference	Weight kg/lb
							
<b>Complete units - With plain lens</b>							
 <b>Protected LED</b>	Integral LED	1	1	24 ~ 50/60 Hz	White	<b>XB4FW31B5</b> (ZB4BW0B15 + ZB4FW313)	0.097/0.214
					Green	<b>XB4FW33B5</b> (ZB4BW0B35 + ZB4FW333)	0.097/0.214
					Red	<b>XB4FW34B5</b> (ZB4BW0B45 + ZB4FW343)	0.097/0.214
					Orange	<b>XB4FW35B5</b> (ZB4BW0B55 + ZB4FW353)	0.097/0.214
					Blue	<b>XB4FW36B5</b> (ZB4BW0B65 + ZB4FW363)	0.097/0.214
					110...120 ~ 50/60 Hz	White	<b>XB4FW31G5</b> (ZB4BW0G15 + ZB4FW313)
				Green	<b>XB4FW33G5</b> (ZB4BW0G35 + ZB4FW333)	0.097/0.214	
				Red	<b>XB4FW34G5</b> (ZB4BW0G45 + ZB4FW343)	0.097/0.214	
				Orange	<b>XB4FW35G5</b> (ZB4BW0G55 + ZB4FW353)	0.097/0.214	
				Blue	<b>XB4FW36G5</b> (ZB4BW0G65 + ZB4FW363)	0.097/0.214	
				230...240 ~ 50/60 Hz	White	<b>XB4FW31M5</b> (ZB4BW0M15 + ZB4FW313)	0.097/0.214
				Green	<b>XB4FW33M5</b> (ZB4BW0M35 + ZB4FW333)	0.097/0.214	
				Red	<b>XB4FW34M5</b> (ZB4BW0M45 + ZB4FW343)	0.097/0.214	
				Orange	<b>XB4FW35M5</b> (ZB4BW0M55 + ZB4FW353)	0.097/0.214	
				Blue	<b>XB4FW36M5</b> (ZB4BW0M65 + ZB4FW363)	0.097/0.214	

(1) Recommended maximum number of contacts constituting the body (fixing collar and contact) associated with the head, see page 24.

(2) To add customized markings on these references through web customization tool, see page 5.



XB4FW33B5



XB4FW34G5


Assembly of other products using:  
 Combined sub-assemblies: see page 82  
 Accessories: see page 88

## Control and signaling units

Harmony XB4, metal

Flush mounted illuminated pushbuttons, spring return,  
 with integral LED

### Flush mounted illuminated pushbuttons with flush push for Ø 30 mm <sup>(1)</sup>

Shape of head	Type of push	Color	Reference	Weight kg/lb	
<b>Heads only <sup>(2)</sup> - With plain lens</b>					
	Flush <sup>(3)</sup>	White	<b>ZB4FW313</b>	0.026/0.057	
		Green	<b>ZB4FW333</b>	0.026/0.057	
		Red	<b>ZB4FW343</b>	0.026/0.057	
		Orange	<b>ZB4FW353</b>	0.026/0.057	
		Blue	<b>ZB4FW363</b>	0.026/0.057	
		Yellow	<b>ZB4FW383</b>	0.026/0.057	
		Flush with illuminated ring	White	<b>ZB4FW913</b>	0.026/0.057
			Green	<b>ZB4FW933</b>	0.026/0.057
			Red	<b>ZB4FW943</b>	0.026/0.057
			Orange	<b>ZB4FW953</b>	0.026/0.057
			Blue	<b>ZB4FW963</b>	0.026/0.057
		Flush for insertion of legend <sup>(4)</sup> <sup>(3)</sup> (IP 69K)	White	<b>ZB4FA18</b>	0.028/0.062
			Green	<b>ZB4FA38</b>	0.028/0.062
			Red	<b>ZB4FA48</b>	0.028/0.062
			Orange	<b>ZB4FA58</b>	0.028/0.062
Blue	<b>ZB4FA68</b>		0.028/0.062		
	Yellow	<b>ZB4FA88</b>	0.028/0.062		

(1) Recommended maximum number of contacts constituting the body (fixing collar and contact) associated with the head, see page 24.


(2) Only for use with bodies comprising a light source with integral LED.

(3) To add customized markings on these references through web customization tool, see page 5.

(4) For legend ordering information, see page 97.



ZB4FW333



ZB4FW983

## References

Assembly of other products using:  
 Combined sub-assemblies: see page 82  
 Accessories: see page 88

## Control and signaling units

Harmony XB4, metal

Flush mounted illuminated pushbuttons, spring return,  
 with integral LED

XB4\_632\_CPMFS18033



ZB4FW113



Flush mounted illuminated pushbuttons with projecting push for Ø 30 mm <sup>(1) (2)</sup>				
Shape of head	Type of push	Color	Reference	Weight kg/lb
<b>Heads only <sup>(3)</sup> - With plain lens</b>				
	Projecting	White	<b>ZB4FW113</b>	0.029/0.064
		Green	<b>ZB4FW133</b>	0.029/0.064
		Red	<b>ZB4FW143</b>	0.029/0.064
		Orange	<b>ZB4FW153</b>	0.029/0.064
		Blue	<b>ZB4FW163</b>	0.029/0.064
		Yellow	<b>ZB4FW183</b>	0.029/0.064

- (1) Recommended maximum number of contacts constituting the body (fixing collar and contact) associated with the head, see page 24.  
 (2) To add customized markings on these references through web customization tool, see page 5.  
 (3) Only for use with bodies comprising a light source with integral LED.



User assembly of other units, using:  
 Body-contact assemblies: see page 76  
 Combined sub-assemblies: see page 82

## Control and signaling units

### Harmony XB4 metal

Multiple-headed pushbuttons, spring return



XB4BL73415



ZB4BA7121



ZB4BL7341



XB4BW73731•5



ZB4BW7A1721



ZB4BW7A3741

#### Double-headed pushbuttons <sup>(1)</sup>

Screw clamp terminal connections (Schneider Electric anti-loosening system)

Shape of head	Description	Type of contact		Color and marking of caps <sup>(2)</sup>	Reference	Weight kg/lb
		NO	NC			

#### Complete units

	2 pushes (1 flush Black + 1 projecting Red)	1	1	White "I" on Green background White "0" on Red background	<b>XB4BL73415</b>	0.116/0.256
--	---	---	---	--	-------------------	-------------

#### Heads only

	2 flush Black pushes			White and Black background, unmarked	<b>ZB4BA7120</b>	0.056/0.123
				Black "I" on White background White "0" on Black background	<b>ZB4BA7121</b>	0.056/0.123
				Green and Red background, unmarked	<b>ZB4BA7340</b>	0.056/0.123
				White "I" on Green background White "0" on Red background	<b>ZB4BA7341</b>	0.056/0.123
				Without cap <sup>(3)</sup>	<b>ZB4BA79</b>	0.056/0.123

1 flush Black push  
1 projecting Red push

				Green and Red background, unmarked	<b>ZB4BL7340</b>	0.056/0.123
				White "I" on Green background White "0" on Red background	<b>ZB4BL7341</b>	0.056/0.123

#### Double-headed pushbuttons + 1 white central pilot light block <sup>(1)</sup>

Screw clamp terminal connections (Schneider Electric anti-loosening system)

Shape of head	Description	Type of contact		Color and marking of caps <sup>(2)</sup>	Pilot light voltage V	Reference	Weight kg/lb
		NO	NC				

#### Complete units

	1 flush Black push 1 projecting Red push 1 White central pilot light block	1	1	White "I" on Green background White "0" on Red background	24	<b>XB4BW73731B5</b>	0.130/0.287
					120	<b>XB4BW73731G5</b>	0.130/0.287
					240	<b>XB4BW73731M5</b>	0.130/0.287

#### Heads only <sup>(5)</sup>

	2 flush Black pushes 1 clear central pilot light <sup>(4)</sup>			White and Black background, unmarked		<b>ZB4BW7A1720</b>	0.056/0.123
				Black "I" on White background White "0" on Black background		<b>ZB4BW7A1721</b>	0.056/0.123
				Green and Red background, unmarked		<b>ZB4BW7A3740</b>	0.056/0.123
				White "I" on Green background White "0" on Red background		<b>ZB4BW7A3741</b>	0.056/0.123
				Black "I" on White background White "0" on Black background		<b>ZB4BW7A1724</b>	0.056/0.123
				Black "+" on White background Black "-" on White background		<b>ZB4BW7A1715</b>	0.056/0.123
				Without cap <sup>(3)</sup>		<b>ZB4BW7A9</b>	0.056/0.123

1 flush Black push  
1 projecting Red push  
1 clear central pilot light <sup>(4)</sup>

				Green and Red background, unmarked		<b>ZB4BW7L3740</b>	0.056/0.123
				White "I" on Green background White "0" on Red background		<b>ZB4BW7L3741</b>	0.056/0.123

#### Heads with black metal bezel

To order, add the suffix 7 to the references selected above. Example: **ZB4BA7120** becomes **ZB4BA71207**.

- (1) Recommended maximum number of contacts constituting the body (fixing collar and contact) associated with the head, see page 24.
- (2) These caps are fitted by Schneider Electric and cannot be removed (risk of damage).
- (3) Caps to be ordered separately; see page opposite.
- (4) Color of centrally positioned pilot light determined by the color of the LED incorporated in the body sub-assembly.
- (5) Only for use with bodies comprising a light source with integral LED.

User assembly of other units, using:  
 Body-contact assemblies: see page 76  
 Combined sub-assemblies: see page 82

## Control and signaling units

Harmony XB4 metal

Multiple-headed pushbuttons, spring return

Triple-headed pushbuttons (1) (2)							
Screw clamp terminal connections (Schneider Electric anti-loosening system)							
Shape of head	Description	Type of contact			Color and marking of caps (3)	Reference	Weight kg/lb
		NO	NC	NO			

Complete units							
	2 flush Black pushes + 1 central projecting Red push marked "Stop" in White	1	1	1	White "I" on Green background White "II" on Green background	<b>XB4BA731327</b>	0.128/0.282
					Black "→" on White background White "←" on Black background	<b>XB4BA711237</b>	0.128/0.282

Heads only							
	2 flush Black pushes + 1 central projecting Red push marked "Stop" in White				White "I" on Green background White "II" on Green background	<b>ZB4BA73132</b>	0.056/0.123
					White "←" on Green background White "→" on Green background	<b>ZB4BA73133</b>	0.056/0.123
					White "↑" on Green background White "↓" on Green background	<b>ZB4BA73134</b>	0.056/0.123
					White "+" on Green background White "-" on Green background	<b>ZB4BA73135</b>	0.056/0.123
					Black "+" on White background Black "-" on White background	<b>ZB4BA71115</b>	0.056/0.123
					Black "→" on White background White "←" on black background	<b>ZB4BA71123</b>	0.056/0.123
					Black "↑" on White background White "↓" on Black background	<b>ZB4BA71124</b>	0.056/0.123
					White "↑" on Black background White "↓" on Black background	<b>ZB4BA72124</b>	0.056/0.123
					Without cap (4)	<b>ZB4BA791</b>	0.056/0.123

Specific accessories for multiple-headed pushbuttons						
Description	Background color	Marking	Sold in lots of	Reference	Weight kg/lb	
Caps only for clip-on mounting (5) on: - ZB4BA79 double-headed pushbuttons - ZB4BW7A9 double-headed pushbuttons + central pilot light block - ZB4BA791 triple-headed pushbuttons	White	Unmarked	10	<b>ZBA71</b>	0.010/0.022	
		"I" Black	10	<b>ZBA7131</b>	0.010/0.022	
		"→" Black	10	<b>ZBA7134</b>	0.010/0.022	
		"+" Black	10	<b>ZBA7138</b>	0.010/0.022	
		Unmarked	10	<b>ZBA72</b>	0.010/0.022	
	Black	"O" White	10	<b>ZBA7232</b>	0.010/0.022	
		"+" White	10	<b>ZBA7233</b>	0.010/0.022	
		"→" White	10	<b>ZBA7235</b>	0.010/0.022	
		"I" White	10	<b>ZBA7237</b>	0.010/0.022	
		Unmarked	10	<b>ZBA73</b>	0.010/0.022	
	Green	"I" White	10	<b>ZBA7331</b>	0.010/0.022	
		"+" White	10	<b>ZBA7333</b>	0.010/0.022	
		"↑" White	10	<b>ZBA7335</b>	0.010/0.022	
		"II" White	10	<b>ZBA7336</b>	0.010/0.022	
		Unmarked	10	<b>ZBA74</b>	0.010/0.022	
Red	"O" White	10	<b>ZBA7432</b>	0.010/0.022		
	Unmarked	10	<b>ZBA75</b>	0.010/0.022		
Yellow	Unmarked	10	<b>ZBA76</b>	0.010/0.022		
	Unmarked	10	<b>ZBA76</b>	0.010/0.022		
Clear silicone boots (6)	For 2 flush pushes	–	10	<b>ZBA708</b>	0.055/0.121	
	For 3 pushes	–	10	<b>ZBA709</b>	0.055/0.121	
	For 1 flush push + 1 projecting push	–	10	<b>ZBA710</b>	0.055/0.121	

### Heads with black metal bezel

To order, add the suffix 7 to the references selected above.

Example: **ZB4BA73132** becomes **ZB4BA731327**.

(1) Recommended maximum number of contacts constituting the body (fixing collar and contact) associated with the head, see page 24.

(2) Not compatible with high power switching contacts and contacts for printed circuit board.

(3) These caps are fitted by Schneider Electric and cannot be removed (risk of damage).

(4) Caps to be ordered separately: see accessories on this page.

(5) Can be clipped-in at 90° steps, through 360°.

(6) Can be replaced without dismantling the head.



XB4BA731327



ZB4BA73133



ZB4BA71124



ZBA7235



ZBA7432



ZBA709

Assembly of other products using:  
Body/contact assemblies: see page 76  
Accessories: see page 88

Mushroom head pushbuttons <sup>(1) (2)</sup>						
Screw clamp terminal connections (Schneider Electric anti-loosening system)						
Shape of head	Type of push	Type of contact		Push Ø (mm)/in.	Color	Reference
		NO	NC			

Complete units							
	Mushroom head	1	–	40/1.575	Black	<b>XB4BC21</b> (ZB4BZ101 + ZB4BC2)	0.122/0.269

Heads only							
	Mushroom head			30/1.181	Black	<b>ZB4BC24</b>	0.075/0.165
					Green	<b>ZB4BC34</b>	0.075/0.165
					Red	<b>ZB4BC44</b>	0.075/0.165
					Yellow	<b>ZB4BC54</b>	0.075/0.165
					Blue	<b>ZB4BC64</b>	0.075/0.165
	Mushroom head			40/1.575	Black	<b>ZB4BC2</b>	0.074/0.163
					Green	<b>ZB4BC3</b>	0.074/0.163
					Red	<b>ZB4BC4</b>	0.074/0.163
					Yellow	<b>ZB4BC5</b>	0.074/0.163
					Blue	<b>ZB4BC6</b>	0.074/0.163
	Mushroom head			60/2.362	Black	<b>ZB4BR2</b>	0.093/0.205
					Green	<b>ZB4BR3</b>	0.093/0.205
					Red	<b>ZB4BR4</b>	0.093/0.205
					Yellow	<b>ZB4BR5</b>	0.093/0.205
					Blue	<b>ZB4BR6</b>	0.093/0.205
	Mushroom head			60/2.362 (3) Hemispherical	Black	<b>ZB4BR216</b>	0.054/0.119
					Green	<b>ZB4BR316</b>	0.054/0.119
					Red	<b>ZB4BR416</b>	0.054/0.119
					Yellow	<b>ZB4BR516</b>	0.054/0.119
					Blue	<b>ZB4BR616</b>	0.054/0.119

### Illuminated mushroom head pushbuttons <sup>(1) (2)</sup>

Integral LED						
Shape of head	Type of push	Push Ø (mm)/in.	Color	Reference	Weight kg/lb	
<b>Heads only <sup>(4)</sup></b>						
	Mushroom head	40/1.575	White	<b>ZB4BW413</b>	0.051/0.112	
			Green	<b>ZB4BW433</b>	0.051/0.112	
			Red	<b>ZB4BW443</b>	0.051/0.112	
			Orange	<b>ZB4BW453</b>	0.051/0.112	
			Blue	<b>ZB4BW463</b>	0.051/0.112	

### Heads with black metal bezel

To order, add a figure 7 to the references selected above.  
Example: **ZB4BC24** becomes **ZB4BC247**.

- These pushbuttons and heads cannot be used for an Emergency Stop function. Therefore, it is recommended that a legend with a Black or White background is used.
- Recommended maximum number of contacts constituting the body (fixing collar and contact) associated with the head, see page 24.
- Ergonomic product used in two-handed control applications. Recommended maximum number of contacts constituting the body (fixing collar and contact) associated with the head: 6.
- Only for use with bodies comprising a light block with integral LED.




# References

Assembly of other products using:  
 Body/contact assemblies: see page 76  
 Accessories: see page 88

# Control and signaling units

Harmony XB4, metal  
 Mushroom head pushbuttons, latching  
 Bellows for harsh environment

## Mushroom head pushbuttons (1)(2)

Shape of head	Type of reset	Push Ø (mm)/in.	Color	Reference	Weight kg/lb
<b>Heads only</b>					
	Push-pull	40/1.575	Black	ZB4BT2	0.077/0.170
		60/2.362	Black	ZB4BX2	0.095/0.209
	Turn to release	30/1.181	Black	ZB4BS42	0.066/0.146
		40/1.575	Black	ZB4BS52	0.070/0.154
		40/1.575	Yellow	ZB4BS55	0.070/0.154
		60/2.362	Black	ZB4BS62	0.090/0.198
	Key release (key no. 455) (2 keys included with head) (3) (4)	30/1.181	Black	ZB4BS72	0.066/0.146
		40/1.575	Black	ZB4BS12 (5)	0.070/0.154
		60/2.362	Black	ZB4BS22	0.090/0.198

110130



ZB4BT2

PG113908




ZB4BS62

110136



ZB4BS72

## Illuminated mushroom head pushbuttons (1) (2)

<b>Integral LED</b>					
Shape of head	Type of reset	Push Ø (mm)/in.	Color	Reference	Weight kg/lb
<b>Heads only</b>					
	Mushroom head	40/1.575	White	ZB4BW613	0.051/0.112
			Green	ZB4BW633	0.051/0.112
			Orange	ZB4BW653	0.051/0.112
			Blue	ZB4BW663	0.051/0.112

XB4\_632\_CP00A2016012



ZB4BW653

107361




ZBZ48

## Bellows for harsh environment (IP 69K)

For use in	Material	Color	Sold in lots of	Reference	Weight kg/lb
Environment subject to humidity, dust, high pressure cleaning, etc.	Silicone	Red	2	ZBZ48	0.009/0.020

## Heads with black metal bezel

To order, add a figure 7 to the references selected above.  
 Example: ZB4BT2 becomes ZB4BT27.

- (1) These pushbuttons and heads cannot be used for an Emergency Stop function. Therefore, it is recommended that a legend with a Black or White background is used.
- (2) Recommended maximum number of contacts constituting the body (fixing collar and contact) associated with the head, see page 24.
- (3) For specific keys with other numbers, please contact our Customer Care Center.
- (4) The symbol  indicates key withdrawal position(s).
- (5) Other key numbers:
  - key no. 421E: add suffix 12 to the reference.
  - key no. 458A: add suffix 10 to the reference.
  - key no. 520E: add suffix 14 to the reference.
  - key no. 3131A: add suffix 20 to the reference.
 Example: To order a Ø 40/1.575 in. Black mushroom head for a latching pushbutton, with release by key no. 421E, the reference becomes: ZB4BS1212.

Assembly of other products using:  
Body/contact assemblies: see page 76  
Accessories: see pages 97 and 102

**Emergency stop and Emergency switching off functions Conforming to EN/IEC 60204-1, 60364-5-53, EN/ISO 13850 and Machinery Directive 2006/42/EC**






Emergency stop function: Mushroom head Emergency stop trigger action and mechanical latching pushbuttons conform to standards EN/IEC 60204-1 and EN/ISO 13850, to Machinery Directive 2006/42/EC and to standard EN/IEC 60947-5-5.

Emergency switching off function: Mushroom head switching off mechanical latching pushbuttons conform to standards IEC 60364-5-53 and EN/IEC 60947-5-5.

Please contact our Customer Care Center for a detailed explanation of these standards and directives.


**Emergency stop and switching off pushbuttons with trigger action and mechanical latching (1) (2)**

**Screw clamp terminal connections (Schneider Electric anti-loosening system)**


Shape of head	Type of reset	Type of contact		Push Ø (mm)/in.	Color	Reference	Weight kg/lb
		 NO	 NC				
<b>Complete units</b>							
	Push-pull	-	1	40/1.575	Red	<b>XB4BT842</b> (ZB4BZ105 + ZB4BT84)	0.125/0.276
		1	1	40/1.575	Red	<b>XB4BT845</b> (ZB4BZ105 + ZB4BT84)	0.136/0.300
	Turn to release	-	1	40/1.575	Red	<b>XB4BS8442</b> (ZB4BZ102 + ZB4BS844)	0.118/0.260
		1	1	40/1.575	Red	<b>XB4BS8445</b> (ZB4BZ105 + ZB4BS844)	0.130/0.287
		-	2	40/1.575	Red	<b>XB4BS8444</b> (ZB4BZ104 + ZB4BS844)	0.130/0.287
		1	2	40/1.575	Red	<b>XB4BS84441</b> (ZB4BZ141 + ZB4BS844)	0.140/0.309
	Key release (key no. 455) (3)	1	1	40/1.575	Red	<b>XB4BS9445</b> (ZB4BZ105 + ZB4BS944)	0.170/0.375

(1) Recommended maximum number of contacts constituting the body (fixing collar + contact) associated with the head, see page 24.

(2) It is recommended that a legend or Yellow background is used.


(3) The symbol  indicates key withdrawal position(s).

PF512504



XB4BT845

PF512505



XB4BS9445

Assembly of other products using:  
 Body/contact assemblies: see page 76  
 Accessories: see pages 97 and 102

**Emergency stop and Emergency switching off functions Conforming to EN/IEC 60204-1, 60364-5-53, EN/ISO 13850 and Machinery Directive 2006/42/EC**




Emergency stop function: Mushroom head Emergency stop trigger action and mechanical latching pushbuttons conform to standards EN/IEC 60204-1 and EN/ISO 13850, to Machinery Directive 2006/42/EC and to standard EN/IEC 60947-5-5.



Emergency switching off function: Mushroom head switching off mechanical latching pushbuttons conform to standards IEC 60364-5-53 and EN/IEC 60947-5-5.

Please contact our Customer Care Center for a detailed explanation of these standards and directives.

**Emergency stop and switching off pushbuttons with trigger action and mechanical latching (1) (2)**  
**Screw clamp terminal connections (Schneider Electric anti-loosening system)**


**Heads only**

Shape of head	Type of reset	Push Ø (mm)/in.	Color	Reference	Weight kg/lb
	Push-pull	30/1.181	Red	<b>ZB4BT844</b>	0.078/0.172
		40/1.575	Red	<b>ZB4BT84</b>	0.078/0.172
		60/2.362	Red	<b>ZB4BX84</b>	0.098/0.216
	Turn to release	30/1.181	Red	<b>ZB4BS834</b>	0.068/0.150
		40/1.575	Red	<b>ZB4BS844</b>	0.073/0.161
		60/2.362	Red	<b>ZB4BS864</b>	0.093/0.205
	Key release (key no. 455) 2 keys included with head (3) (4)	30/1.181	Red	<b>ZB4BS934</b>	0.094/0.207
		40/1.575	Red	<b>ZB4BS944 (5)</b>	0.098/0.216
		60/2.362	Red	<b>ZB4BS964</b>	0.118/0.260



(1) Recommended maximum number of contacts constituting the body (fixing collar + contact) associated with the head, see page 24.

(2) It is recommended that a legend or Yellow background is used.

(3) The symbol  indicates key withdrawal position(s).

(4) For specific keys with other numbers, please contact our Customer Care Center.

(5) Other key numbers:

- key no. 421E: add suffix **12** to the reference.
- key no. 458A: add suffix **10** to the reference.
- key no. 520E: add suffix **14** to the reference.
- key no. 3131A: add suffix **20** to the reference.
- key no. 4A185: add suffix **D** to the reference.

Example: To order a Ø 40 mm/1.575 in. Red mushroom head for a trigger action and mechanical latching Emergency stop pushbutton, with release by key no. 421E, the reference becomes: **ZB4BS94412**.

Assembly of other products using:  
 Body/contact assemblies: see page 76  
 Accessories: see pages 97 and 102

## Control and signaling units

Harmony XB4, metal  
 Illuminated rings for Emergency stop  
 Circular yellow legends for Emergency stop

XB4\_B32\_CPMS18026A



ZBY9W2B330

PF131618A



ZBY9W3B140

PF131618A



ZBY9121

PF131622A



ZBY9420

### Illuminated rings for Emergency stop (1)

Description	Marking	Signaling	Supply voltage	Color	Sold in lots of	Reference	Weight kg/lb
Ø 60 mm/2.362 in. illuminated ring for Emergency stop	EMERGENCY STOP	Fixed, red	24 V ~	Yellow	1	ZBY9W2B330	0.031/0.068
	ARRET D'URGENCE	Fixed, red	24 V ~	Yellow	1	ZBY9W2B130	0.031/0.068
	NOT HALT	Fixed, red	24 V ~	Yellow	1	ZBY9W2B230	0.031/0.068
	PARADA DE EMERGENCIA	Fixed, red	24 V ~	Yellow	1	ZBY9W2B430	0.031/0.068
	ARRESTO DI EMERGENZA	Fixed, red	24 V ~	Yellow	1	ZBY9W2B630	0.031/0.068
	-	Fixed, red	24 V ~	Yellow	1	ZBY9W2B140	0.031/0.068
	EMERGENCY STOP	Fixed, red	120 V ~	Yellow	1	ZBY9W2G330	0.031/0.068
	ARRET D'URGENCE	Fixed, red	120 V ~	Yellow	1	ZBY9W2G130	0.031/0.068
	NOT HALT	Fixed, red	120 V ~	Yellow	1	ZBY9W2G230	0.031/0.068
	PARADA DE EMERGENCIA	Fixed, red	120 V ~	Yellow	1	ZBY9W2G430	0.031/0.068
	ARRESTO DI EMERGENZA	Fixed, red	120 V ~	Yellow	1	ZBY9W2G630	0.031/0.068
	-	Fixed, red	120 V ~	Yellow	1	ZBY9W2G140	0.031/0.068
	EMERGENCY STOP	Fixed, red	230 V ~	Yellow	1	ZBY9W2M330	0.031/0.068
	ARRET D'URGENCE	Fixed, red	230 V ~	Yellow	1	ZBY9W2M130	0.031/0.068
	NOT HALT	Fixed, red	230 V ~	Yellow	1	ZBY9W2M230	0.031/0.068
	PARADA DE EMERGENCIA	Fixed, red	230 V ~	Yellow	1	ZBY9W2M430	0.031/0.068
ARRESTO DI EMERGENZA	Fixed, red	230 V ~	Yellow	1	ZBY9W2M630	0.031/0.068	
-	Fixed, red	230 V ~	Yellow	1	ZBY9W2M140	0.031/0.068	
EMERGENCY STOP	Fixed, red + white	24 V ~	Yellow	1	ZBY9W3B330	0.031/0.068	
ARRET D'URGENCE	Fixed, red + white	24 V ~	Yellow	1	ZBY9W3B130	0.031/0.068	
NOT HALT	Fixed, red + white	24 V ~	Yellow	1	ZBY9W3B230	0.031/0.068	
PARADA DE EMERGENCIA	Fixed, red + white	24 V ~	Yellow	1	ZBY9W3B430	0.031/0.068	
ARRESTO DI EMERGENZA	Fixed, red + white	24 V ~	Yellow	1	ZBY9W3B630	0.031/0.068	
-	Fixed, red + white	24 V ~	Yellow	1	ZBY9W3B140	0.031/0.068	

### Circular yellow legends for Emergency stop (2)

Ø 60 mm/2.362 in. - legend for Emergency stop function	-	-	Yellow	5	ZBY9121	0.007/0.015
EMERGENCY STOP	-	-	Yellow	5	ZBY9320	0.007/0.015
ARRET D'URGENCE	-	-	Yellow	5	ZBY9120	0.007/0.015
NOT HALT	-	-	Yellow	5	ZBY9220	0.007/0.015
PARADA DE EMERGENCIA	-	-	Yellow	5	ZBY9420	0.007/0.015
ARRESTO DI EMERGENZA	-	-	Yellow	5	ZBY9620	0.007/0.015

(1) For compliance with standard EN/ISO 13850, paragraph 4.4.6, the Emergency Stop function logo has been added.  
 (2) Other legend models for Emergency stop and Emergency switching off function see page 102.

Assembly of other products using:  
 Body/contact assemblies: see page 76  
 Accessories: see pages 97 and 102

## Control and signaling units

Harmony XB4, metal

Illuminated Emergency switching off function

Circular yellow legends for Emergency stop

Bellows for harsh environments

### Illuminated Emergency switching off function only, mechanical latching pushbuttons (1)

Screw clamp terminal connections (Schneider Electric anti-loosening system)

Shape of head	Type of reset	Push Ø (mm)/in.	Color	Reference	Weight kg/lb
<b>Heads only (2)</b>					
	Push-pull	40/1.575	Red	ZB4BW643	0.051/0.112



ZB4BW643



### Circular yellow legends for ZB4BW643

Diameter mm/in.	Conforming to standards	Marking on Yellow background	Sold in lots of	Unit Reference	Weight kg/lb
<b>Used for "Emergency switching off" function</b>					
60/2.362	EN/IEC 60204-1	–	10	ZBY9101 (3)	0.004/0.009
		COUPURE D'URGENCE	10	ZBY9160	0.004/0.009
		EMERGENCY SWITCHING OFF	10	ZBY9360	0.004/0.009
		NOT-AUS	10	ZBY9260	0.004/0.009
		DESCONEXION DE EMERGENCIA	10	ZBY9460	0.004/0.009
90/3.543	EN/IEC 60204-1	–	10	ZBY8101 (3)	0.008/0.018
		COUPURE D'URGENCE	10	ZBY8160	0.008/0.018
		EMERGENCY SWITCHING OFF	10	ZBY8360	0.008/0.018
		NOT-AUS	10	ZBY8260	0.008/0.018
		DESCONEXION DE EMERGENCIA	10	ZBY8460	0.008/0.018
		INTERRUZIONE DI EMERGENZA	10	ZBY8660	0.008/0.018



ZBY9160

### Bellows for harsh environments (4)

For use in	Material	For use with	Color	Sold in lots of	Unit reference	Weight kg/lb
Environments subject to humidity, dust, high pressure cleaning, etc.	Silicone	Other functions	Black	2	ZBZ28	0.009/0.020
		Emergency stop / Switching off function	Yellow	2	ZBZ58	0.009/0.020



ZBZ58

### Heads with black metal bezel

To order, add a figure 7 to the references selected above.  
 Example: ZB4BT844 becomes ZB4BT8447.

- (1) Recommended maximum number of contacts constituting the body (fixing collar + contact) associated with the head, see page 24.
- (2) Only for use with bodies comprising a light source with integral LED.
- (3) To add customized markings on these references through web customization tool, see page 5.
- (4) Not compatible with Ø 30 mm/1.181 in. pushbutton.



Assembly of other products using:  
body/contact assemblies:  
see page 76 and 78




ZB4BC580



ZB4BC28001




Contact + ZB4BC28001




Contact + ZB4BC28001RA

#### Pushbuttons with integrated bellows

Shape of head	Colour of push	Symbol	Reference	Weight kg/lb
<b>Heads only, Ø 37 mm without marking</b>				
Flush 	White	–	<b>ZB4BC180</b>	0.036/0.079
	Black	–	<b>ZB4BC280</b>	0.036/0.079
	Green	–	<b>ZB4BC380</b>	0.036/0.079
	Red	–	<b>ZB4BC480</b>	0.036/0.079
	Yellow	–	<b>ZB4BC580</b>	0.036/0.079
	Blue	–	<b>ZB4BC680</b>	0.036/0.079
	Gray	–	<b>ZB4BC780</b>	0.036/0.079
	Light blue	–	<b>ZB4BC980</b>	0.036/0.079

#### Heads only, Ø 37 mm with marking (1)

Flush 	Black	Bell	<b>ZB4BC28001</b>	0.036/0.079
		0	<b>ZB4BC28021</b>	0.036/0.079
	White	I	<b>ZB4BC18023</b>	0.036/0.079
	Red	0	<b>ZB4BC48021</b>	0.036/0.079
	Green	I	<b>ZB4BC38023</b>	0.036/0.079

#### Other versions

Customization with marking at your choice (texts or symbols)  
Rotation of head for horizontal mounting of the contact block (1)  
Please contact our Customer Care Centre.

(1) Heads are fixed relative to the position of the contact blocks:

- contact blocks are normally used in the "vertical" position.
  - to mount the contact block in the "horizontal" position, it is necessary to order an alternative head with the symbol rotated by 90°. Please add the suffix "RA" in the end of the references for alternative heads of your choice.
- Example: ZB4BC28001 becomes ZB4BC28001RA.

Assembly of other products using body/contact assemblies: see page 76 and 78



ZBZ1902



ZBZ60

#### Pushbuttons with integrated bellow (continued)



##### Accessories

Description	Function	Reference	Weight kg/lb
<b>Protective guard in plastic</b>	Protection against accidental operation	<b>ZBZ1902</b> (1)	0.010/0.022
<b>Boot for contact block</b> ZBE10●, ZBE10●3 and ZBE50● (2)	Protection against liquid and dust ingress	<b>ZBZ60</b>	0.098/ 0.216

(1) For heads with the "RA" suffix (ZB4BC●●●●RA) used with a guard, it is necessary to order the dedicated guard ZBZ1902RA.

(2) Restriction for use: refer to the product instruction sheet on [www.schneider-electric.com](http://www.schneider-electric.com).


Assembly of other products using:  
Body/contact assemblies: see page 76  
Accessories: see page 88

Pushbuttons with flush push (1)				
Shape of head	Type of push	Color of push	Reference	Weight kg/lb
<b>Heads only</b>				
	Without cap (2)	–	<b>ZB4BH0</b>	0.028/0.062
	Flush (3)	White	<b>ZB4BH01</b>	0.029/0.064
		Black	<b>ZB4BH02</b>	0.029/0.064
		Green	<b>ZB4BH03</b>	0.029/0.064
		Red	<b>ZB4BH04</b>	0.029/0.064
		Yellow	<b>ZB4BH05</b>	0.029/0.064
		Blue	<b>ZB4BH06</b>	0.029/0.064

110045



ZB4BH02

Pushbuttons with projecting push (1) (3)				
Shape of head	Type of push	Color of push	Reference	Weight kg/lb
<b>Heads only</b>				
	Projecting	White	<b>ZB4BH1</b>	0.029/0.064
		Black	<b>ZB4BH2</b>	0.029/0.064
		Green	<b>ZB4BH3</b>	0.029/0.064
		Red	<b>ZB4BH4</b>	0.029/0.064
		Yellow	<b>ZB4BH5</b>	0.029/0.064
		Blue	<b>ZB4BH6</b>	0.029/0.064

110068



ZB4BH6

### Heads with black metal bezel

To order, add a figure 7 to the references selected above.  
Example: **ZB4BH01** becomes **ZB4BH017**.



- (1) Recommended maximum number of contacts constituting the body (fixing collar and contact) associated with the head, see page 24.
- (2) Caps to be ordered separately, see page 88
- (3) To add customized markings on these references through web customization tool, see page 5.



Assembly of other products using:  
 Combined sub-assemblies: see page 82  
 Accessories: see page 88

## Control and signaling units

Harmony XB4, metal

Illuminated pushbuttons, push-push, with integral LED

Illuminated pushbuttons with flush push <sup>(1)</sup> <sup>(2)</sup>					
Shape of head	Type of push	Color of lens	Reference	Weight kg/lb	
<b>Heads only <sup>(3)</sup></b>					
 <p>110051 ZB4BH033</p>		Flush	White	ZB4BH013	0.026/0.057
			Green	ZB4BH033	0.026/0.057
			Red	ZB4BH043	0.026/0.057
			Orange	ZB4BH053	0.026/0.057
			Yellow	ZB4BH083	0.026/0.057
			Blue	ZB4BH063	0.026/0.057

Illuminated pushbuttons with projecting push <sup>(1)</sup> <sup>(2)</sup>					
Shape of head	Type of push	Color of lens	Reference	Weight kg/lb	
<b>Heads only <sup>(3)</sup></b>					
 <p>110168 ZB4BH63</p>		Projecting	White	ZB4BH13	0.026/0.057
			Green	ZB4BH33	0.026/0.057
			Red	ZB4BH43	0.026/0.057
			Orange	ZB4BH53	0.026/0.057
			Yellow	ZB4BH83	0.026/0.057
			Blue	ZB4BH63	0.026/0.057

### Heads with black metal bezel

To order, add a figure 7 to the references selected above.  
 Example: ZB4BH013 becomes ZB4BH0137.

- (1) Recommended maximum number of contacts constituting the body (fixing collar and contact) associated with the head, see page 24.
- (2) To add customized markings on these references through web customization tool, see page 5.
- (3) Only for use with bodies comprising a light source with integral LED.

Assembly of other products using:  
 Body/contact assemblies: see page 76  
 Accessories: see page 88

## Control and signaling units

Harmony XB4, metal

Flush mounted pushbuttons, push-push

XB4\_632\_CP/MFS18254



ZB4FH02

### Flush mounted pushbuttons with flush push for Ø 30 mm <sup>(1)</sup>

Shape of head	Type of push	Color of push	Reference	Weight kg/lb
<b>Heads only</b>				
	Without cap <sup>(2)</sup>	–	ZB4FH0	0.028/0.062
	Flush <sup>(3)</sup>	White	ZB4FH01	0.029/0.064
		Black	ZB4FH02	0.029/0.064
		Green	ZB4FH03	0.029/0.064
		Red	ZB4FH04	0.029/0.064
		Yellow	ZB4FH05	0.029/0.064
		Blue	ZB4FH06	0.029/0.064

XB4\_632\_CP/MFS18256



ZB4FH6

### Flush mounted illuminated pushbuttons with projecting push for Ø 30 mm <sup>(1) (3)</sup>

Shape of head	Type of push	Color of push	Reference	Weight kg/lb
<b>Heads only</b>				
	Projecting	White	ZB4FH1	0.029/0.064
		Black	ZB4FH2	0.029/0.064
		Green	ZB4FH3	0.029/0.064
		Red	ZB4FH4	0.029/0.064
		Yellow	ZB4FH5	0.029/0.064
		Blue	ZB4FH6	0.029/0.064

<sup>(1)</sup> Recommended maximum number of contacts constituting the body (fixing collar and contact) associated with the head, see page 24.

<sup>(2)</sup> Caps to be ordered separately, see page 88.

<sup>(3)</sup> To add customized markings on these references through web customization tool, see page 5.

Assembly of other products using:  
 Combined sub-assemblies: see page 82  
 Accessories: see page 88


## Control and signaling units

Harmony XB4, metal


Flush mounted illuminated pushbuttons, push-push,  
 with integral LED



ZB4FH033



ZB4FH083




ZB4FH63

### Flush mounted illuminated pushbuttons with flush push for Ø 30 mm <sup>(1) (2)</sup>

Shape of head	Type of push	Color of lens	Reference	Weight kg/lb
<b>Heads only (3)</b>				
	Flush	White	ZB4FH013	0.026/0.057
		Green	ZB4FH033	0.026/0.057
		Red	ZB4FH043	0.026/0.057
		Orange	ZB4FH053	0.026/0.057
		Blue	ZB4FH063	0.026/0.057
		Yellow	ZB4FH083	0.026/0.057

### Flush mounted illuminated pushbuttons with projecting push for Ø 30 mm <sup>(1) (2)</sup>

Shape of head	Type of push	Color of lens	Reference	Weight kg/lb
<b>Heads only (3)</b>				
	Projecting	White	ZB4FH13	0.026/0.057
		Green	ZB4FH33	0.026/0.057
		Red	ZB4FH43	0.026/0.057
		Orange	ZB4FH53	0.026/0.057
		Blue	ZB4FH63	0.026/0.057
		Yellow	ZB4FH83	0.026/0.057







(1) Recommended maximum number of contacts constituting the body (fixing collar and contact) associated with the head, see page 24.








(2) To add customized markings on these references through web customization tool, see page 5.


(3) Only for use with bodies comprising a light source with integral LED.

Assembly of other products using:  
 Body/contact assemblies: see page 76  
 Accessories: see page 88

Selector switches with standard handle <sup>(1)</sup>						
Screw clamp terminal connections (Schneider Electric anti-loosening system)						
Shape of head	Type of operator	Type of contact		Positions		Reference
		NO	NC	Number	Type	

Complete units							
	Standard handle, Black	1	–	2-position 90°	Stay put	 <b>XB4BD21</b> (ZB4BZ101 + ZB4BD2)	0.095/0.209
		1	–		Spring return from right to left	 <b>XB4BD41</b> (ZB4BZ101 + ZB4BD4)	0.100/0.220
		1	1		Stay put	 <b>XB4BD25</b> (ZB4BZ105 + ZB4BD2)	0.095/0.209
		2	–	3-position ± 45°	Stay put	 <b>XB4BD33</b> (ZB4BZ103 + ZB4BD3)	0.095/0.209
					Spring return to centre	 <b>XB4BD53</b> (ZB4BZ103 + ZB4BD5)	0.095/0.209

Heads only <sup>(2)</sup>							
	Standard handle, Black			2-position 90°	Stay put	 <b>ZB4BD2</b>	0.040/0.088
					Spring return from right to left	 <b>ZB4BD4</b>	0.045/0.099
				3-position ± 45°	Stay put	 <b>ZB4BD3</b>	0.040/0.088
					Spring return to centre	 <b>ZB4BD5</b>	0.040/0.088
					Spring return from left to centre	 <b>ZB4BD7</b>	0.040/0.088
					Spring return from right to centre	 <b>ZB4BD8</b>	0.040/0.088

Heads only with other colored handles	
	Standard handle, White
	add suffix <b>01</b> to the reference, example: <b>ZB4BD201</b>
	Standard handle, Green
	add suffix <b>03</b> to the reference, example: <b>ZB4BD203</b>
	Standard handle, Red
	add suffix <b>04</b> to the reference, example: <b>ZB4BD204</b>
	Standard handle, Yellow
	add suffix <b>05</b> to the reference, example: <b>ZB4BD205</b>
	Standard handle, Blue
	add suffix <b>06</b> to the reference, example: <b>ZB4BD206</b>

**Heads with black metal bezel**

For heads with standard black handle only. To order, add the suffix 7 to the references selected from above.  
 Example: **ZB4BD2** becomes **ZB4BD27**.



(1) Recommended maximum number of contacts and sequence of contacts constituting the body (fixing collar + contact) associated with the head, see page 24.  
 (2) To add customized markings on these references through web customization tool, see page 5.

Assembly of other products using:  
 Body/contact assemblies: see page 76  
 Accessories: see page 88

## Control and signaling units

Harmony XB4, metal

Selector switches with long handle: normal and padlockable

Selector switches with long handle <sup>(1)</sup>							
Screw clamp terminal connections (Schneider Electric anti-loosening system)							
Shape of head	Type of operator	Type of contact		Positions		Reference	Weight kg/lb
		NO	NC	Number	Type		
<b>Complete units</b>							
	Long handle, Black	1	-	2-position 90°	Stay put	✓ <b>XB4BJ21</b> (ZB4BZ101 + ZB4BJ2)	0.096/0.212
				3-position ±45°	Stay put	✓ <b>XB4BJ33</b> (ZB4BZ103 + ZB4BJ3)	0.096/0.212
					Spring return to centre	✓ <b>XB4BJ53</b> (ZB4BZ103 + ZB4BJ5)	0.096/0.212
<b>Heads only</b>							
	Long handle, Black (2)	-	-	2-position 90°	Stay put	✓ <b>ZB4BJ2</b>	0.040/0.088
					Spring return from right to left	✓ <b>ZB4BJ4</b>	0.045/0.099
				3-position ±45°	Stay put	✓ <b>ZB4BJ3</b>	0.040/0.088
					Spring return to centre	✓ <b>ZB4BJ5</b>	0.040/0.088
					Spring return from left to centre	✓ <b>ZB4BJ7</b>	0.040/0.088
					Spring return from right to centre	✓ <b>ZB4BJ8</b>	0.040/0.088


### Heads with black metal bezel

To order, add a figure 7 to the references selected from above.  
 Example: **ZB4BJ2** becomes **ZB4BJ27**.

(1) Recommended maximum number of contacts and sequence of contacts constituting the body (fixing collar + contact) associated with the head, see page 24.

(2) To add customized markings on these references through web customization tool, see page 5.

PF1106100



ZB4BJ33

PF1006106



ZB4BJ3



Assembly of other products using:  
 Body/contact assemblies: see page 76  
 Accessories: see page 88






## Control and signaling units

Harmony XB4, metal


Key switches

Key no. 455, 421E, 458A, 520E, 3131A



















Key switches (1) (2)						
Screw clamp terminal connections (Schneider Electric anti-loosening system)						
Shape of head	Type of operator	Type of contact		Positions		Reference
		NO	NC	Number	Type	

Complete units							
	Key switch with key no. 455	1	-	2-position 90°	Stay put	 <b>XB4BG21</b> (ZB4BZ101 + ZB4BG2)	0.153/0.337
					Spring return to left	 <b>XB4BG41</b> (ZB4BZ101 + ZB4BG4)	0.153/0.337
		2	-	3-position ± 45°	Stay put	 <b>XB4BG03</b> (ZB4BZ103 + ZB4BG0)	0.153/0.337
						 <b>XB4BG33</b> (ZB4BZ103 + ZB4BG3)	0.153/0.337

PF106189



XB4BG33

Heads only								
	Key switch with key no. 455 (3) (4)	1	-	2-position 90°	Stay put	 <b>ZB4BG2</b>	0.098/0.216	
						 <b>ZB4BG02</b>	0.098/0.216	
						 <b>ZB4BG4</b>	0.098/0.216	
					Spring return from right to left	 <b>ZB4BG6</b>	0.098/0.216	
				3-position ± 45°	Stay put	 <b>ZB4BG0</b>	0.098/0.216	
						 <b>ZB4BG03</b>	0.098/0.216	
						 <b>ZB4BG04</b>	0.098/0.216	
						 <b>ZB4BG3</b>	0.098/0.216	
							 <b>ZB4BG5</b>	0.098/0.216
							 <b>ZB4BG9</b>	0.098/0.216
							 <b>ZB4BG09</b>	0.098/0.216
			Spring return from left to centre				 <b>ZB4BG1</b>	0.098/0.216
							 <b>ZB4BG01</b>	0.098/0.216
			Spring return to centre				 <b>ZB4BG7</b>	0.098/0.216
			Spring return from right to centre				 <b>ZB4BG8</b>	0.098/0.216
							 <b>ZB4BG05</b>	0.098/0.216
				 <b>ZB4BG08</b>	0.098/0.216			

106189




ZB4BG0

### Heads with black metal bezel

To order, add a figure 7 to the references selected from above. Example: **ZB4BG2** becomes **ZB4BG27**.

(1) Recommended maximum number of contacts and sequence of contacts constituting the body (fixing collar and contact) associated with the head, see page 24.

(2) The symbol  indicates key withdrawal position(s).

(3) Other key numbers:

- key no. 421E: add suffix 12 to the reference.
- key no. 458A: add suffix 10 to the reference.
- key no. 520E: add suffix 14 to the reference.
- key no. 3131A: add suffix 20 to the reference.

Example: For a switch head with key no. 421E, 2-position stay put, with key withdrawal from the left-hand position, the reference becomes: **ZB4BG212**.

(4) For specific keys with other numbers, please contact our Customer Care Center.












Assembly of other products using:  
 Body/contact assemblies: see page 76  
 Accessories: see page 88









## Control and signaling units




Harmony XB4, metal

Key switches with key TEC10

Selector switches with knurled knob - Toggle switches

Key switches with key TEC10						
Shape of head	Type of operator	Positions		Reference	Weight kg/lb	
		Number	Type			
<b>Heads only</b>						
	Key switch with key TEC10	2-position 90°	Stay put		<b>ZB4BG2TEC10</b>	0.160/0.353
					<b>ZB4BG4TEC10</b>	0.160/0.353
			Spring return from right to left		<b>ZB4BG6TEC10</b>	0.170/0.375
					<b>ZB4BG0TEC10</b>	0.160/0.353
		3-position ± 45°	Stay put		<b>ZB4BG3TEC10</b>	0.160/0.353
					<b>ZB4BG5TEC10</b>	0.160/0.353
			Spring return to centre		<b>ZB4BG9TEC10</b>	0.160/0.353
					<b>ZB4BG7TEC10</b>	0.170/0.375
			Spring return from right to centre		<b>ZB4BG05TEC10</b>	0.170/0.375
						

Selector switches with knurled knob (1)						
Shape of head	Type of operator	Positions		Reference	Weight kg/lb	
		Number	Type			
<b>Heads only</b>						
	Black knurled knob	2-position 90°	Stay put		<b>ZB4BD29</b>	0.043/0.095
					<b>ZB4BD49</b>	0.050/0.110
		3-position ± 45°	Stay put		<b>ZB4BD39</b>	0.040/0.088
					<b>ZB4BD59</b>	0.040/0.088
			Spring return from left to centre		<b>ZB4BD79</b>	0.040/0.088
					<b>ZB4BD89</b>	0.040/0.088
			Spring return from right to centre			

Toggle switches (1)						
Shape of head	Type of operator	Positions		Reference	Weight kg/lb	
		Number	Type			
<b>Heads only</b>						
	Black lever	2-position 90°	Stay put		<b>ZB4BD28</b>	0.026/0.057
					<b>ZB4BD48</b>	0.026/0.057

### Heads with black metal bezel

To order, add a figure 7 to the references selected from above.  
 Example: **ZB4BD29** becomes **ZB4BD297**.

For the references with key TEC10, add the 7 before TEC10.  
 Example: **ZB4BG2TEC10** becomes **ZB4BG27TEC10**.

(1) Recommended maximum number of contacts and sequence of contacts constituting the body (fixing collar and contact) associated with the head, see page 24.

PF106198



ZB4BD29

814205








ZB4BD28

Assembly of other products using:  
 Combined sub-assemblies: see page 76  
 Accessories: see page 88

## Control and signaling units

Harmony XB4, metal

Illuminated selector switches with standard handle,  
 with integral LED

Illuminated selector switches with standard handle, with integral LED <sup>(1)</sup>														
Screw clamp terminal connections (Schneider Electric anti-loosening system)														
Shape of head	Type of operator	Type of contact	Positions Number Type	Supply voltage V	Color of handle	Reference	Weight kg/lb							
		 NO  NC												
<b>Complete units</b>														
 XB4BK123B5		Standard handle	1	1	2-position Stay put 90°	24 ~ (50/60 Hz) Green	<b>XB4BK123B5</b> (ZB4BW0B35 + ZB4BK1233)	0.101/0.223						
						Red	<b>XB4BK124B5</b> (ZB4BW0B45 + ZB4BK1243)	0.101/0.223						
						Orange	<b>XB4BK125B5</b> (ZB4BW0B55 + ZB4BK1253)	0.101/0.223						
						110...120 ~ (50/60 Hz) Green	<b>XB4BK123G5</b> (ZB4BW0G35 + ZB4BK1233)	0.101/0.223						
						Red	<b>XB4BK124G5</b> (ZB4BW0G45 + ZB4BK1243)	0.101/0.223						
						Orange	<b>XB4BK125G5</b> (ZB4BW0G55 + ZB4BK1253)	0.101/0.223						
						230...240 ~ (50/60 Hz) Green	<b>XB4BK123M5</b> (ZB4BW0M35 + ZB4BK1233)	0.101/0.223						
						Red	<b>XB4BK124M5</b> (ZB4BW0M45 + ZB4BK1243)	0.101/0.223						
						Orange	<b>XB4BK125M5</b> (ZB4BW0M55 + ZB4BK1253)	0.101/0.223						
						 XB4BK134B5		Standard handle	1	1	3-position Stay put ± 45°	24 ~ (50/60 Hz) Green	<b>XB4BK133B5</b> (ZB4BW0B35 + ZB4BK1333)	0.101/0.223
												Red	<b>XB4BK134B5</b> (ZB4BW0B45 + ZB4BK1343)	0.101/0.223
												Orange	<b>XB4BK135B5</b> (ZB4BW0B55 + ZB4BK1353)	0.101/0.223
110...120 ~ (50/60 Hz) Green	<b>XB4BK133G5</b> (ZB4BW0G35 + ZB4BK1333)	0.101/0.223												
Red	<b>XB4BK134G5</b> (ZB4BW0G45 + ZB4BK1343)	0.101/0.223												
Orange	<b>XB4BK135G5</b> (ZB4BW0G55 + ZB4BK1353)	0.101/0.223												
230...240 ~ (50/60 Hz) Green	<b>XB4BK133M5</b> (ZB4BW0M35 + ZB4BK1333)	0.101/0.223												
Red	<b>XB4BK134M5</b> (ZB4BW0M45 + ZB4BK1343)	0.101/0.223												
Orange	<b>XB4BK135M5</b> (ZB4BW0M55 + ZB4BK1353)	0.101/0.223												

(1) Recommended maximum number of contacts constituting the body (fixing collar and contact) associated with the head, see page 24.








Assembly of other products using:  
 Combined sub-assemblies: see page 76  
 Accessories: see page 88

## Control and signaling units

Harmony XB4, metal

Illuminated selector switches with standard handle,  
 with integral LED

### Illuminated selector switches with standard handle, with integral LED (continued) (1)

Shape of head	Type of operator	Positions		Color of handle	Reference	Weight kg/lb	
		Number	Type				
<b>Heads only (2)</b>							
	Standard handle	2-position 90°	Stay put		White	<b>ZB4BK1213</b>	0.036/0.079
					Green	<b>ZB4BK1233</b>	0.036/0.079
					Red	<b>ZB4BK1243</b>	0.036/0.079
					Orange	<b>ZB4BK1253</b>	0.036/0.079
					Yellow	<b>ZB4BK1283</b>	0.036/0.079
					Blue	<b>ZB4BK1263</b>	0.036/0.079
			Spring return from right to left		White	<b>ZB4BK1413</b>	0.037/0.082
					Green	<b>ZB4BK1433</b>	0.037/0.082
					Red	<b>ZB4BK1443</b>	0.037/0.082
					Orange	<b>ZB4BK1453</b>	0.037/0.082
					Yellow	<b>ZB4BK1483</b>	0.037/0.082
					Blue	<b>ZB4BK1463</b>	0.037/0.082
		3-position ± 45°	Stay put		White	<b>ZB4BK1313</b>	0.036/0.079
					Green	<b>ZB4BK1333</b>	0.036/0.079
					Red	<b>ZB4BK1343</b>	0.036/0.079
					Orange	<b>ZB4BK1353</b>	0.036/0.079
					Yellow	<b>ZB4BK1383</b>	0.036/0.079
					Blue	<b>ZB4BK1363</b>	0.036/0.079
			Spring return to centre		White	<b>ZB4BK1513</b>	0.036/0.079
					Green	<b>ZB4BK1533</b>	0.036/0.079
					Red	<b>ZB4BK1543</b>	0.036/0.079
					Orange	<b>ZB4BK1553</b>	0.036/0.079
					Yellow	<b>ZB4BK1583</b>	0.036/0.079
					Blue	<b>ZB4BK1563</b>	0.036/0.079
Spring return from right to centre		White	<b>ZB4BK1813</b>	0.036/0.079			
		Green	<b>ZB4BK1833</b>	0.036/0.079			
		Red	<b>ZB4BK1843</b>	0.036/0.079			
		Orange	<b>ZB4BK1853</b>	0.036/0.079			
		Yellow	<b>ZB4BK1883</b>	0.036/0.079			
		Blue	<b>ZB4BK1863</b>	0.036/0.079			
Spring return from left to centre		White	<b>ZB4BK1713</b>	0.036/0.079			
		Green	<b>ZB4BK1733</b>	0.036/0.079			
		Red	<b>ZB4BK1743</b>	0.036/0.079			
		Orange	<b>ZB4BK1753</b>	0.036/0.079			
		Yellow	<b>ZB4BK1783</b>	0.036/0.079			
		Blue	<b>ZB4BK1763</b>	0.036/0.079			



ZB4BK1343

### Heads with black metal bezel

To order, add a figure 7 to the references selected from above.  
 Example: **ZB4BK1213** becomes **ZB4BK12137**.
















- (1) Recommended maximum number of contacts constituting the body (fixing collar and contact) associated with the head, see page 24.  
 (2) Only for use with bodies comprising a light source with integral LED.

Assembly of other products using:  
 Body/contact assemblies: see page 76  
 Accessories: see page 88

## Control and signaling units

Harmony XB4, metal

Flush mounted selector switches with standard handle

Flush mounted selector switches with standard handle for Ø 30 mm <sup>(1)</sup>									
Screw clamp terminal connections (Schneider Electric anti-loosening system)									
Shape of head	Type of operator	Type of contact		Marking on bezel	Positions		Reference	Weight kg/lb	
		NO	NC		Text (color)	Number			
<b>Complete units <sup>(2)</sup></b>									
	Standard handle, Black	1	–	–	2-position 90°	Stay put		<b>XB4FD21</b> (ZB4FZ101 + ZB4FD2)	0.095/0.209
		1	–	–		Spring return from right to left		<b>XB4FD41</b> (ZB4FZ101 + ZB4FD4)	0.100/0.220
		1	1	–		Stay put		<b>XB4FD25</b> (ZB4FZ105 + ZB4FD2)	0.095/0.209
		2	–	–	3-position ± 45°	Stay put		<b>XB4FD33</b> (ZB4FZ103 + ZB4FD3)	0.095/0.209
								Spring return to centre	
<b>Heads only <sup>(2)</sup></b>									
	Standard handle, Black	–	–	–	2-position 90°	Stay put		<b>ZB4FD2</b>	0.040/0.088
		–	–	–		Spring return from right to left		<b>ZB4FD4</b>	0.045/0.099
		–	–	–	3-position ± 45°	Stay put		<b>ZB4FD3</b>	0.040/0.088
		–	–	–		Spring return to centre		<b>ZB4FD5</b>	0.040/0.088
		–	–	–		Spring return from left to centre		<b>ZB4FD7</b>	0.040/0.088
–	–	–		Spring return from right to centre		<b>ZB4FD8</b>	0.040/0.088		
<b>Heads only with marked bezel</b>									
	Standard handle, Black	–	–	"O" and "I"	2-position 90°	Stay put		<b>ZB4FD2M178</b>	0.040/0.088
<b>Heads only with other colored handles</b>									
	Standard handle, White	add suffix <b>01</b> to the reference, example: <b>ZB4FD201</b>							
	Standard handle, Green	add suffix <b>03</b> to the reference, example: <b>ZB4FD203</b>							
	Standard handle, Red	add suffix <b>04</b> to the reference, example: <b>ZB4FD204</b>							
	Standard handle, Yellow	add suffix <b>05</b> to the reference, example: <b>ZB4FD205</b>							
	Standard handle, Blue	add suffix <b>06</b> to the reference, example: <b>ZB4FD206</b>							

(1) Recommended maximum number of contacts and sequence of contacts constituting the body (fixing collar + contact) associated with the head, see page 24.












(2) To add customized markings on these references through web customization tool, see page 5.

Assembly of other products using:  
 Body/contact assemblies: see page 76  
 Accessories: see page 88

## Control and signaling units


Harmony XB4, metal

Flush mounted selector switches with long handle:  
 normal and padlockable

Flush mounted selector switches with long handle for Ø 30 mm <sup>(1)</sup>							
Screw clamp terminal connections (Schneider Electric anti-loosening system)							
Shape of head	Type of operator	Type of contact		Positions		Reference	Weight kg/lb
		NO	NC	Number	Type		
<b>Complete units <sup>(2)</sup></b>							
	Long handle, Black <sup>(3)</sup>	1	-	2-position 90°	Stay put	 <b>XB4FJ21</b> (ZB4FZ101 + ZB4FJ2)	0.096/0.212
				3-position ± 45°	Stay put	 <b>XB4FJ33</b> (ZB4FZ103 + ZB4FJ3)	0.096/0.212
					Spring return to centre	 <b>XB4FJ53</b> (ZB4FZ103 + ZB4FJ5)	0.096/0.212
<b>Heads only</b>							
	Long handle, Black <sup>(3)</sup>	1	-	2-position 90°	Stay put	 <b>ZB4FJ2</b>	0.040/0.088
					Spring return from right to left	 <b>ZB4FJ4</b>	0.045/0.099
				3-position ± 45°	Stay put	 <b>ZB4FJ3</b>	0.040/0.088
					Spring return to centre	 <b>ZB4FJ5</b>	0.040/0.088
					Spring return from left to centre	 <b>ZB4FJ7</b>	0.040/0.088
					Spring return from right to centre	 <b>ZB4FJ8</b>	0.040/0.088

(1) Recommended maximum number of contacts and sequence of contacts constituting the body (fixing collar + contact) associated with the head, see page 24.

(2) To add customized markings on these references through web customization tool, see page 5.

(3) The symbol  indicates the padlocking positions.



Assembly of other products using:  
 Body/contact assemblies: see page 76  
 Accessories: see page 88

# Control and signaling units







## Harmony XB4, metal



















### Flush mounted key switches with key no. 455

#### Flush mounted key switches for Ø 30 mm (1) (2)


##### Screw clamp terminal connections (Schneider Electric anti-loosening system)

Shape of head	Type of operator	Type of contact		Positions		Reference	Weight kg/lb
		NO	NC	Number	Type		

Complete units							
	Key switch with key no. 455	1	-	2-position 90°	Stay put	 <b>XB4FG21</b> (ZB4BZ101 + ZB4FG2)	0.153/0.337
						 <b>XB4FG41</b> (ZB4BZ101 + ZB4FG4)	0.153/0.337
		2	-	3-position ± 45°	Stay put	 <b>XB4FG61</b> (ZB4BZ101 + ZB4FG6)	0.153/0.337
						 <b>XB4FG03</b> (ZB4BZ103 + ZB4FG0)	0.153/0.337
						 <b>XB4FG33</b> (ZB4BZ103 + ZB4FG3)	0.153/0.337

Heads only							
	Key switch with key no. 455 (3) (4)	-	-	2-position 90°	Stay put	 <b>ZB4FG2</b>	0.098/0.216
						 <b>ZB4FG02</b>	0.098/0.216
						 <b>ZB4FG4</b>	0.098/0.216
						 <b>ZB4FG6</b>	0.098/0.216
						 <b>ZB4FG0</b>	0.098/0.216
						 <b>ZB4FG03</b>	0.098/0.216
						 <b>ZB4FG04</b>	0.098/0.216
						 <b>ZB4FG3</b>	0.098/0.216
				3-position ± 45°	Stay put	 <b>ZB4FG5</b>	0.098/0.216
						 <b>ZB4FG9</b>	0.098/0.216
						 <b>ZB4FG09</b>	0.098/0.216
						 <b>ZB4FG1</b>	0.098/0.216
						 <b>ZB4FG01</b>	0.098/0.216
						 <b>ZB4FG7</b>	0.098/0.216
						 <b>ZB4FG8</b>	0.098/0.216
						 <b>ZB4FG05</b>	0.098/0.216
						 <b>ZB4FG08</b>	0.098/0.216

(1) Recommended maximum number of contacts and sequence of contacts constituting the body (fixing collar and contact) associated with the head, see page 24.

(2) The symbol  indicates key withdrawal position(s).

(3) Other key numbers:

- key no. 421E: add suffix **12** to the reference.


- key no. 458A: add suffix **10** to the reference.

- key no. 520E: add suffix **14** to the reference.

- key no. 3131A: add suffix **20** to the reference.

Example: For a switch head with key no. 421E, 2-position stay put, with key withdrawal from the left-hand position, the reference becomes: **ZB4BG212**.

(4) For specific keys with other numbers, please contact our Customer Care Center.



Assembly of other products using:  
 Body/contact assemblies: see page 76  
 Accessories: see page 88

## Control and signaling units






Harmony XB4, metal

Key switches with key TEC10

Flush mounted selector switches with knurled knob



ZB4FD29

Selector switches with knurled knob (1)							
Shape of head	Type of operator	Positions		Reference	Weight kg/lb		
		Number	Type				
<b>Heads only</b>							
	Black knurled knob	2-position 90°	Stay put		<b>ZB4FD29</b>	0.043/0.095	
					3-position ± 45°	Stay put	
		Spring return to centre		<b>ZB4FD59 (2)</b>			
				Spring return from left to centre		<b>ZB4FD79</b>	0.040/0.088
						Spring return from right to centre	

(1) Recommended maximum number of contacts and sequence of contacts constituting the body (fixing collar and contact) associated with the head, see page 24.

(2) To add customized markings on these references through web customization tool, see page 5.



## References

Assembly of other products using:  
 Combined sub-assemblies: see page 76  
 Accessories: see page 88




# Control and signaling units

Harmony XB4, metal

Flush mounted illuminated selector switches with standard handle, with integral LED

### Flush mounted illuminated selector switches with standard handle, with integral LED for Ø 30 mm (1)

Screw clamp terminal connections (Schneider Electric anti-loosening system)

Shape of head	Type of operator	Type of contact		Positions Number Type	Supply voltage V	Color of handle	Reference	Weight kg/lb								
		NO	NC													
<b>Complete units</b>																
 XB4FK123B5		Standard handle	1	1	2-position Stay put 90°	24 ~ (50/60 Hz)	Green	<b>XB4FK123B5</b> (2) (ZB4BW0B35 + ZB4FK1233)	0.101/0.223							
							Red	<b>XB4FK124B5</b> (2) (ZB4BW0B45 + ZB4FK1243)	0.101/0.223							
							Orange	<b>XB4FK125B5</b> (2) (ZB4BW0B55 + ZB4FK1253)	0.101/0.223							
							110...120 ~ (50/60 Hz)	Green	<b>XB4FK123G5</b> (2) (ZB4BW0G35 + ZB4FK1233)	0.101/0.223						
								Red	<b>XB4FK124G5</b> (ZB4BW0G45 + ZB4FK1243)	0.101/0.223						
								Orange	<b>XB4FK125G5</b> (2) (ZB4BW0G55 + ZB4FK1253)	0.101/0.223						
							230...240 ~ (50/60 Hz)	Green	<b>XB4FK123M5</b> (2) (ZB4BW0M35 + ZB4FK1233)	0.101/0.223						
								Red	<b>XB4FK124M5</b> (2) (ZB4BW0M45 + ZB4FK1243)	0.101/0.223						
								Orange	<b>XB4FK125M5</b> (2) (ZB4BW0M55 + ZB4FK1253)	0.101/0.223						
							 XB4FK134B5		Standard handle	1	1	3-position Stay put ± 45°	24 ~ (50/60 Hz)	Green	<b>XB4FK133B5</b> (2) (ZB4BW0B35 + ZB4FK1333)	0.101/0.223
														Red	<b>XB4FK134B5</b> (ZB4BW0B45 + ZB4FK1343)	0.101/0.223
														Orange	<b>XB4FK135B5</b> (ZB4BW0B55 + ZB4FK1353)	0.101/0.223
110...120 ~ (50/60 Hz)	Green	<b>XB4FK133G5</b> (ZB4BW0G35 + ZB4FK1333)	0.101/0.223													
	Red	<b>XB4FK134G5</b> (ZB4BW0G45 + ZB4FK1343)	0.101/0.223													
	Orange	<b>XB4FK135G5</b> (ZB4BW0G55 + ZB4FK1353)	0.101/0.223													
230...240 ~ (50/60 Hz)	Green	<b>XB4FK133M5</b> (2) (ZB4BW0M35 + ZB4FK1333)	0.101/0.223													
	Red	<b>XB4FK134M5</b> (ZB4BW0M45 + ZB4FK1343)	0.101/0.223													
	Orange	<b>XB4FK135M5</b> (ZB4BW0M55 + ZB4FK1353)	0.101/0.223													

(1) Recommended maximum number of contacts constituting the body (fixing collar and contact) associated with the head, see page 24.

(2) To add customized markings on these references through web customization tool, see page 5.








Assembly of other products using:  
 Combined sub-assemblies: see page 76  
 Accessories: see page 88

## Control and signaling units

Harmony XB4, metal

Flush mounted illuminated selector switches with standard handle, with integral LED

### Flush mounted illuminated selector switches with standard handle, with integral LED for Ø 30 mm (continued) (1)

Shape of head	Type of operator	Positions		Color of handle	Reference	Weight kg/lb		
		Number	Type					
<b>Heads only (2)</b>								
	Protected LED	Standard handle	2-position 90°	Stay put		White	ZB4FK1213 (3)	0.036/0.079
						Green	ZB4FK1233 (3)	0.036/0.079
						Red	ZB4FK1243 (3)	0.036/0.079
						Orange	ZB4FK1253 (3)	0.036/0.079
						Blue	ZB4FK1263 (3)	0.036/0.079
						Yellow	ZB4FK1283 (3)	0.036/0.079
			Spring return from right to left		White	ZB4FK1413 (3)	0.037/0.082	
					Green	ZB4FK1433 (3)	0.037/0.082	
					Red	ZB4FK1443 (3)	0.037/0.082	
					Orange	ZB4FK1453 (3)	0.037/0.082	
					Blue	ZB4FK1463	0.037/0.082	
					Yellow	ZB4FK1483 (3)	0.037/0.082	
			3-position ± 45°	Stay put		White	ZB4FK1313 (3)	0.036/0.079
						Green	ZB4FK1333 (3)	0.036/0.079
						Red	ZB4FK1343 (3)	0.036/0.079
						Orange	ZB4FK1353 (3)	0.036/0.079
						Blue	ZB4FK1363 (3)	0.036/0.079
						Yellow	ZB4FK1383 (3)	0.036/0.079
Spring return to centre		White	ZB4FK1513 (3)	0.036/0.079				
		Green	ZB4FK1533 (3)	0.036/0.079				
		Red	ZB4FK1543 (3)	0.036/0.079				
		Orange	ZB4FK1553 (3)	0.036/0.079				
		Blue	ZB4FK1563 (3)	0.036/0.079				
		Yellow	ZB4FK1583 (3)	0.036/0.079				
Spring return from right to centre		White	ZB4FK1813 (3)	0.036/0.079				
		Green	ZB4FK1833 (3)	0.036/0.079				
		Red	ZB4FK1843	0.036/0.079				
		Orange	ZB4FK1853 (3)	0.036/0.079				
		Blue	ZB4FK1863	0.036/0.079				
		Yellow	ZB4FK1883 (3)	0.036/0.079				
Spring return from left to centre		White	ZB4FK1713 (3)	0.036/0.079				
		Green	ZB4FK1733 (3)	0.036/0.079				
		Red	ZB4FK1743 (3)	0.036/0.079				
		Orange	ZB4FK1753 (3)	0.036/0.079				
		Blue	ZB4FK1763	0.036/0.079				
		Yellow	ZB4FK1783 (3)	0.036/0.079				

(1) Recommended maximum number of contacts constituting the body (fixing collar and contact) associated with the head, see page 24.

(2) Only for use with bodies comprising a light source with integral LED.

(3) To add customized markings on these references through web customization tool, see page 5.

Assembly of other products using:  
 Body/light assemblies: see page 84  
 Accessories: see page 88

## Control and signaling units

Harmony XB4, metal  
 Pilot lights with integral LED

Pilot lights with integral LED <sup>(1)</sup>				
Screw clamp terminal connections (Schneider Electric anti-loosening system)				
Shape of head	Supply voltage V	Color	Reference	Weight kg/lb
<b>Complete units</b>				
■ With plain lens				
 101179 XB4BVB5	 24 ~ (50/60 Hz)	White	<b>XB4BVB1</b> (ZB4BVB1 + ZB4BV013)	0.080/0.176
		Green	<b>XB4BVB3</b> (ZB4BVB3 + ZB4BV033)	0.080/0.176
		Red	<b>XB4BVB4</b> (ZB4BVB4 + ZB4BV043)	0.080/0.176
		Orange	<b>XB4BVB5</b> (ZB4BVB5 + ZB4BV053)	0.080/0.176
		Blue	<b>XB4BVB6</b> (ZB4BVB6 + ZB4BV063)	0.080/0.176
		110...120 ~ (50/60 Hz)		
	White	<b>XB4BVG1</b> (ZB4BVG1 + ZB4BV013)	0.080/0.176	
	Green	<b>XB4BVG3</b> (ZB4BVG3 + ZB4BV033)	0.080/0.176	
	Red	<b>XB4BVG4</b> (ZB4BVG4 + ZB4BV043)	0.080/0.176	
	Orange	<b>XB4BVG5</b> (ZB4BVG5 + ZB4BV053)	0.080/0.176	
	Blue	<b>XB4BVG6</b> (ZB4BVG6 + ZB4BV063)	0.080/0.176	
	230...240 ~ (50/60 Hz)			
	White	<b>XB4BVM1</b> (ZB4BVM1 + ZB4BV013)	0.080/0.176	
	Green	<b>XB4BVM3</b> (ZB4BVM3 + ZB4BV033)	0.080/0.176	
	Red	<b>XB4BVM4</b> (ZB4BVM4 + ZB4BV043)	0.080/0.176	
	Orange	<b>XB4BVM5</b> (ZB4BVM5 + ZB4BV053)	0.080/0.176	
	Blue	<b>XB4BVM6</b> (ZB4BVM6 + ZB4BV063)	0.080/0.176	

(1) To add customized markings on these references through web customization tool, see page 5.

## Control and signaling units

Harmony XB4, metal

Pilot lights with integral LED

Pilot lights with integral LED					
Screw clamp terminal connections (Schneider Electric anti-loosening system)					
Heads only (1)					
Shape of head	For use with body comprising light source type	Color of lens	Reference	Weight kg/lb	
■ With plain lens					
 	Integral LED only	White	ZB4BV013 (2)	0.026/0.057	
		Green	ZB4BV033 (2)	0.026/0.057	
		Red	ZB4BV043 (2)	0.026/0.057	
		Orange	ZB4BV053 (2)	0.026/0.057	
		Yellow	ZB4BV083 (2)	0.026/0.057	
		Blue	ZB4BV063 (2)	0.026/0.057	
		5 colors (3) (4)	ZB4BV003	0.026/0.057	
■ With plain lens, for insertion of legend (4)					
 	Integral LED only	White	ZB4BV013E	0.026/0.057	
		Green	ZB4BV033E	0.026/0.057	
		Red	ZB4BV043E	0.026/0.057	
		Orange	ZB4BV053E	0.026/0.057	
		Yellow	ZB4BV083E	0.026/0.057	
		Blue	ZB4BV063E	0.026/0.057	
■ With grooved lens (5) (2)					
 	Integral LED only	White	ZB4BV013S	0.026/0.057	
		Green	ZB4BV033S	0.026/0.057	
		Red	ZB4BV043S	0.026/0.057	
		Orange	ZB4BV053S	0.026/0.057	
		Yellow	ZB4BV083S	0.026/0.057	
		Blue	ZB4BV063S	0.026/0.057	

(1) Only for use with bodies comprising a light source with integral LED.

(2) To add customized markings on these references through web customization tool, see page 5.

(3) Head supplied with 5 different colored lenses (white, green, red, orange, and blue) not fitted, for insertion of legend.

(4) For legend ordering information: see page 97.

(5) For use in bright ambient light conditions (for example, outdoors in sunlight).

Assembly of other products using:  
 Body/light assemblies: see page 85  
 Accessories: see page 88


## Control and signaling units

Harmony XB4, metal


Pilot lights with integral LED and with BA 9s base fitting

### Pilot lights with integral LED and transformer (1.2 VA, 24 V secondary) (1)

Screw clamp terminal connections (Schneider Electric anti-loosening system)

Shape of head	Supply voltage V	Color	Reference	Weight kg/lb
<b>Complete units - With plain lens</b>				
	400 ~ - 50 Hz (2)	White	<b>XB4BV5B1</b>	0.172/0.379
		Green	<b>XB4BV5B3</b>	0.172/0.379
		Red	<b>XB4BV5B4</b>	0.172/0.379
		Orange	<b>XB4BV5B5</b>	0.172/0.379
		Blue	<b>XB4BV5B6</b>	0.172/0.379

PF512544





XB4BV5B1


**Protected LED**

### Pilot lights with BA 9s base fitting, with plain or grooved lens (1)

Screw clamp terminal connections (Schneider Electric anti-loosening system)


Shape of head	Supply voltage V	Color	Reference	Weight kg/lb
<b>Complete units - With plain lens</b>				
■ Direct supply, for BA 9s bulb, U ≤ 250 V, 2.4 W max (bulb not included)				
	≤ 250	White	<b>XB4BV61</b> (ZB4BV6 + ZB4BV01)	0.075/0.165
		Green	<b>XB4BV63</b> (ZB4BV6 + ZB4BV03)	0.075/0.165
		Red	<b>XB4BV64</b> (ZB4BV6 + ZB4BV04)	0.075/0.165
		Orange	<b>XB4BV65</b> (ZB4BV6 + ZB4BV05)	0.075/0.165
■ Via integral transformer, 1.2 VA, 6 V secondary, with BA 9s incandescent bulb (included)				
	110...120 ~ - 50/60 Hz	White	<b>XB4BV31</b> (ZB4BV3 + ZB4BV01)	0.152/0.335
		Green	<b>XB4BV33</b> (ZB4BV3 + ZB4BV03)	0.152/0.335
		Red	<b>XB4BV34</b> (ZB4BV3 + ZB4BV04)	0.152/0.335
		Orange	<b>XB4BV35</b> (ZB4BV3 + ZB4BV05)	0.152/0.335
	230 ~ - 50 Hz	White	<b>XB4BV41</b> (ZB4BV4 + ZB4BV01)	0.152/0.335
	220...240 ~ - 60 Hz	Green	<b>XB4BV43</b> (ZB4BV4 + ZB4BV03)	0.152/0.335
		Red	<b>XB4BV44</b> (ZB4BV4 + ZB4BV04)	0.152/0.335
		Orange	<b>XB4BV45</b> (ZB4BV4 + ZB4BV05)	0.152/0.335

101176-88-Q





XB4BV64

PF512545-88-Q



XB4BV33

### Heads only (3)

Shape of head	For use with body comprising light source type	Color of lens	Reference	Weight kg/lb
■ With plain lens				
	<b>With BA 9s base fitting</b>	White	<b>ZB4BV01</b>	0.027/0.060
		Green	<b>ZB4BV03</b>	0.027/0.060
		Red	<b>ZB4BV04</b>	0.027/0.060
		Orange	<b>ZB4BV05</b>	0.027/0.060
		Blue	<b>ZB4BV06</b>	0.027/0.060
		Clear	<b>ZB4BV07</b>	0.027/0.060
■ With grooved lens (4)				
	<b>With BA 9s base fitting</b>	White	<b>ZB4BV01S</b>	0.027/0.060
		Green	<b>ZB4BV03S</b>	0.027/0.060
		Red	<b>ZB4BV04S</b>	0.027/0.060
		Orange	<b>ZB4BV05S</b>	0.027/0.060
		Blue	<b>ZB4BV06S</b>	0.027/0.060
		Clear	<b>ZB4BV07S</b>	0.027/0.060

101234



ZB4BV04

PG113109-34-Q



ZB4BV06S

(1) To add customized markings on these references through web customization tool, see page 5.

(2) To order 440...460 V ~ - 60 Hz transformer blocks, replace "5" in the reference with "8". Example: **XB4BV5B1** becomes **XB4BV8B1**. To order 550...600 V ~ - 60 Hz blocks, replace "5" with "9". Example: **XB4BV5B1** becomes **XB4BV9B1**.

(3) Only for use with bodies comprising a light source with BA 9s base fitting (incandescent, neon or LED).

(4) For use in bright ambient light conditions (for example, outdoors in sunlight).

## References

Assembly of other products using:  
Body/light assemblies: see page 85  
Accessories: see page 88

# Control and signaling units

Harmony XB4, metal

Push-to-test pilot light



Push-to-test pilot light				
Shape of head	Supply voltage V	Color	Reference	Weight kg/lb
<b>Complete units - With plain lens</b>				
	24 ~ - 50/60 Hz	White	<b>XB4BW21B5</b>	0.090/0.198
	24 ~ - 50/60 Hz	Green	<b>XB4BW23B5</b>	0.090/0.198
	24 ~ - 50/60 Hz	Red	<b>XB4BW24B5</b>	0.090/0.198
	24 ~ - 50/60 Hz	Orange	<b>XB4BW25B5</b>	0.090/0.198
	24 ~ - 50/60 Hz	Yellow	<b>XB4BW28B5</b>	0.090/0.198
	24 ~ - 50/60 Hz	Blue	<b>XB4BW26B5</b>	0.090/0.198
	110...120 ~ - 50 - 60 Hz	White	<b>XB4BW21G5</b>	0.090/0.198
	110...120 ~ - 50 - 60 Hz	Green	<b>XB4BW23G5</b>	0.090/0.198
	110...120 ~ - 50 - 60 Hz	Red	<b>XB4BW24G5</b>	0.090/0.198
	110...120 ~ - 50 - 60 Hz	Orange	<b>XB4BW25G5</b>	0.090/0.198
	110...120 ~ - 50 - 60 Hz	Yellow	<b>XB4BW28G5</b>	0.090/0.198
	110...120 ~ - 50 - 60 Hz	Blue	<b>XB4BW26G5</b>	0.090/0.198

Assembly of other products using:  
 Body/light assemblies: see page 84  
 Accessories: see page 88

## Control and signaling units

Harmony XB4, metal


Flush mounted pilot lights with integral LED

XB4\_632\_CP/MFS/0940



XB4FVB5



Flush mounted pilot lights with integral LED for Ø 30 mm (1)					
Screw clamp terminal connections (Schneider Electric anti-loosening system)					
Shape of head	Supply voltage V	Color	Reference	Weight kg/lb	
<b>Complete units</b>					
■ With plain lens					
	24 ~ (50/60 Hz)	White	<b>XB4FVB1</b> (ZB4BVB1 + ZB4FV013)	0.080/0.176	
		Green	<b>XB4FVB3</b> (ZB4BVB3 + ZB4FV033)	0.080/0.176	
		Red	<b>XB4FVB4</b> (ZB4BVB4 + ZB4FV043)	0.080/0.176	
		Orange	<b>XB4FVB5</b> (ZB4BVB5 + ZB4FV053)	0.080/0.176	
		Blue	<b>XB4FVB6</b> (ZB4BVB6 + ZB4FV063)	0.080/0.176	
		White	<b>XB4FVG1</b> (ZB4BVG1 + ZB4FV013)	0.080/0.176	
	110...120 ~ (50/60 Hz)	Green	<b>XB4FVG3</b> (ZB4BVG3 + ZB4FV033)	0.080/0.176	
		Red	<b>XB4FVG4</b> (ZB4BVG4 + ZB4FV043)	0.080/0.176	
		Orange	<b>XB4FVG5</b> (ZB4BVG5 + ZB4FV053)	0.080/0.176	
		Blue	<b>XB4FVG6</b> (ZB4BVG6 + ZB4FV063)	0.080/0.176	
		230...240 ~ (50/60 Hz)	White	<b>XB4FVM1</b> (ZB4BVM1 + ZB4FV013)	0.080/0.176
			Green	<b>XB4FVM3</b> (ZB4BVM3 + ZB4FV033)	0.080/0.176
Red	<b>XB4FVM4</b> (ZB4BVM4 + ZB4FV043)		0.080/0.176		
Orange	<b>XB4FVM5</b> (ZB4BVM5 + ZB4FV053)		0.080/0.176		
Blue	<b>XB4FVM6</b> (ZB4BVM6 + ZB4FV063)		0.080/0.176		

(1) To add customized markings on these references through web customization tool, see page 5.

Assembly of other products using:  
 Body/light assemblies: see page 84  
 Accessories: see page 88


## Control and signaling units

Harmony XB4, metal

Flush mounted pilot lights with integral LED


### Flush mounted pilot lights with integral LED for Ø 30 mm (1) Screw clamp terminal connections (Schneider Electric anti-loosening system)

Heads only (2)

Shape of head	For use with body comprising light source type	Color of lens	Reference	Weight kg/lb
■ With plain lens				
	Integral LED only	White	ZB4FV013	0.026/0.057
		Green	ZB4FV033	0.026/0.057
		Red	ZB4FV043	0.026/0.057
		Orange	ZB4FV053	0.026/0.057
		Blue	ZB4FV063	0.026/0.057
		Yellow	ZB4FV083	0.026/0.057



ZB4FV063



ZB4FV083

(1) To add customized markings on these references through web customization tool, see page 5.

(2) Only for use with bodies comprising a light source with integral LED.



Assembly of other products using:  
 Body/contact assemblies: see page 76  
 Accessories: see page 88


## Control and signaling units

Harmony XB4, metal

Specific functions


Pushbuttons for manual overload reset, Potentiometers

### Manual overload reset pushbuttons

Shape of head	Travel mm/in.	Actuation distance mm/in.	Color	Reference	Weight kg/lb
<b>With flush push</b>					
	10/0.394	6...16/0.236...0.630	Black	<b>XB4BA821</b>	0.037/0.082
			Red	<b>XB4BA841</b>	0.037/0.082
			Blue	<b>XB4BA861</b>	0.037/0.082
	16...26/0.630...1.024	30...130/1.181...5.118	Black	<b>XB4BA822</b>	0.038/0.084
			Red	<b>XB4BA842</b>	0.038/0.084
			Blue	<b>XB4BA862</b>	0.038/0.084
	41/0.551	130...257/5.118...10.118	Black	<b>XB4BA921</b>	0.058/0.128
			Red	<b>XB4BA941</b>	0.058/0.128
			Blue	<b>XB4BA961</b>	0.058/0.128
			Black	<b>XB4BA922</b>	0.071/0.157
			Red	<b>XB4BA942</b>	0.071/0.157
			Blue	<b>XB4BA962</b>	0.071/0.157



XB4BA821





XB4BD912R1K

### Complete potentiometers

Description	Resistance k Ω	Reference	Weight kg/lb
+/- 10% linear mode precision complete potentiometer with screw terminals	1	<b>XB4BD912R1K</b>	0.095/0.209
	4.7	<b>XB4BD912R4K7</b>	0.095/0.209
	10	<b>XB4BD912R10K</b>	0.095/0.209
	47	<b>XB4BD912R47K</b>	0.095/0.209
	100	<b>XB4BD912R100K</b>	0.095/0.209
	470	<b>XB4BD912R470K</b>	0.095/0.209

### Heads and mounting base for potentiometer (1)

Shape of head	Description	For use with	Reference	Weight kg/lb
	For potentiometer with shaft length 45 to 50 mm/1.772 to 1.968 in.	6 mm/ 0.236 in. shaft	<b>ZB4BD912</b>	0.080/0.176
		6.35 mm/ 0.250 in. shaft	<b>ZB4BD922</b>	0.080/0.176



ZB4BD912

## References

Assembly of other products using:  
Body/contact assemblies: see page 76  
Accessories: see page 88

# Control and signaling units

Harmony XB4, metal

Specific functions

Timers, Hour counters, Annunciators, USB/RJ45 ports,

Fuse carrier



XB5DTB22



XB5DSB




XB5KS2B4



XB5DT1S



XB5PUSB3



XB5PRJ45

### Timers

Description	Output type	Supply voltage V	Time delay type	Reference	Weight kg/lb
Panel-mounted timer function with LED status and 1 static output in Ø 22.5 mm/0.886 in. hole	1 static output	24 $\bar{\bar{~}}$	Type A (delay on energization)	XB5DTB22	0.027/0.060
				XB5DTB23	0.027/0.060
				XB5DTB24	0.027/0.060
				XB5DTB25	0.027/0.060
				XB5DTGM2	0.027/0.060
	100...240 $\bar{\sim}$ - 50/60 Hz	Type A (delay on energization)	XB5DTGM3	0.027/0.060	
			XB5DTGM4	0.027/0.060	
			XB5DTGM5	0.027/0.060	

### Hour counters

Characteristics	Supply voltage V	Reference	Weight kg/lb
Indication 0...9999.9	12...24 $\bar{\sim}$ - 50 or 60 Hz	XB5DSB	0.045/0.099
	120 $\bar{\sim}$ - 60 Hz	XB5DSG	0.045/0.099
	230...240 $\bar{\sim}$ - 50 Hz	XB5DSM	0.045/0.099

### Annunciators (IP 66, IP 67, and IP 69)

Characteristics	Supply voltage V	Color	Reference	Weight kg/lb
Continuous or intermittent non-illuminated buzzer - 90dB, 4/6.8kHz (connection diagram: on Schneider Electric website, Harmony XB5 page)	24 $\bar{\sim}$ - 50 or 60 Hz		XB5KSB	0.024/0.053
	110...120 $\bar{\sim}$ - 50 or 60 Hz		XB5KSG	0.024/0.053
	230...240 $\bar{\sim}$ - 50 or 60 Hz		XB5KSM	0.024/0.053
Continuous or intermittent illuminated buzzer - 90dB, 4/6.8kHz	24 $\bar{\sim}$ - 50 or 60 Hz	Red	XB5KS2B4	0.024/0.053
	110...120 V $\bar{\sim}$ - 50 or 60 Hz	Red	XB5KS2G4	0.024/0.053
	230...240 $\bar{\sim}$ - 50 or 60 Hz	Red	XB5KS2M4	0.024/0.053
	24V $\bar{\sim}$ - 50 or 60 Hz	Yellow	XB5KS2B8	0.024/0.053
	110...120 V $\bar{\sim}$ - 50 or 60 Hz	Yellow	XB5KS2G8	0.024/0.053
	230...240 $\bar{\sim}$ - 50 or 60 Hz	Yellow	XB5KS2M8	0.024/0.053

### USB and RJ45 ports

Description	Interface type	Connection type	Reference	Weight kg/lb
Panel-mounted USB and RJ45 ports in Ø 22.5 mm/0.886 in. hole with notch	USB interface, jack type A	USB port 3.0 A-A	XB5PUSB3	0.017/0.037
	Ethernet interface, RJ45 jack	RJ45 port Cat. 6	XB5PRJ45	0.027/0.060

### Fuse carrier

Description	For use with	Reference	Weight kg/lb
Fuse carrier	5 x 20 mm/0.787 in. fuse 6.3 A - 250 V	XB5DT1S	0.022/0.049

Presentation:  
page 10

Assembly of other products using:  
Accessories: see page 88


## Control and signaling units

Harmony XB4, metal

Specific functions

Joystick controllers

10189



XD4PA12

### Joystick controllers (with 54 mm/2.126 in. long operating shaft) (1) Screw clamp terminal connections (Schneider Electric anti-loosening system)

Description	Operation	Spring return to zero position	Reference	Weight kg/lb
<b>Complete products</b>				
2-direction	1 notch 1 NO contact per direction	Without	<b>XD4PA12</b>	0.116/0.256
		With	<b>XD4PA22</b>	0.116/0.256
4-direction	1 notch 1 NO contact per direction	Without	<b>XD4PA14</b>	0.133/0.293
		With	<b>XD4PA24</b>	0.133/0.293

103074




ZD4PA103

### Sub-assemblies for joystick controllers

Description	Functions	Reference	Weight kg/lb
Complete body/contact assemblies	2-direction	<b>ZD4PA103</b>	0.049/0.108
	4-direction	<b>ZD4PA203</b>	0.058/0.128
Complete head assemblies with operating shaft	2-direction, stay put	<b>ZD4PA12</b>	0.022/0.049
	2-direction, spring return to zero position	<b>ZD4PA22</b>	0.022/0.049
	4-direction, stay put	<b>ZD4PA14</b>	0.022/0.049
	4-direction, spring return to zero position	<b>ZD4PA24</b>	0.022/0.049

103072



ZD4PA203

103073



ZD4PA12

Legends 30 x 48 mm/ 1.181 x 1.890 in. for engraving	2-direction	Black on one side Red on reverse	<b>ZBG2201</b>	0.001/0.002
		White on one side Yellow on reverse	<b>ZBG2401</b>	0.001/0.002
Legends 48 x 48 mm/ 1.890 x 1.890 in. for engraving	4-direction	Black on one side Red on reverse	<b>ZBG4201</b>	0.002/0.004
		White on one side Yellow on reverse	<b>ZBG4401</b>	0.002/0.004

**Other versions** Joystick controllers and complete body/contact assemblies for joystick controllers with Faston connector terminals (6.35 or 2 x 2.8 mm/0.250 or 2 x 0.110 in.). Please contact our Customer Care Center.

(1) Must not be used with standard contact blocks **ZBE10** (single) or **ZBE20** (double).

Assembly of other products using:  
Accessories: see page 88

# Control and signaling units

Harmony XB4, metal

Specific functions


Wobblesticks

109497



ZB4BB2

## Wobblestick heads

Shape of head	For use with	Color	Reference	Weight kg/lb
	Omnidirectional, spring return	Black	<b>ZB4BB2</b>	0.058/0.128
		Red	<b>ZB4BB4</b>	0.058/0.128

To combine with heads, see pages 26 to 72

## Control and signaling units

Harmony XB4, metal

Body/contact assemblies - Screw clamp terminal connections

101191



ZB4BZ009

2bc203




ZBE101

101274



ZBE203

814346



ZB4BZ106

PF080706



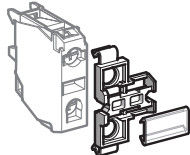
ZBE501

PG1141658E



ZB2BE101

814282



ZBZ001

Body/fixing collar			
For use with	Sold in lots of	Unit reference	Weight kg/lb
Electrical block (contact or light)	10	ZB4BZ009	0.038/0.084

### Contact functions (1) Screw clamp terminal connections (Schneider Electric anti-loosening system)

Contacts for standard applications						
Description	Type of contact			Sold in lots of	Unit reference	Weight kg/lb
		NO	NC			
Contact blocks	Single	1	–	5	ZBE101	0.011/0.024
		–	1	5	ZBE102	0.011/0.024
	Double	2	–	5	ZBE203	0.020/0.044
		–	2	5	ZBE204	0.020/0.044
	Single with body/fixing collar	1	1	5	ZBE205	0.020/0.044
		1	–	1	ZB4BZ101	0.053/0.117
		–	1	1	ZB4BZ102	0.062/0.137
		2	–	1	ZB4BZ103	0.062/0.137
		–	2	1	ZB4BZ104	0.062/0.137
		1	1	1	ZB4BZ105	0.062/0.137
		1	2	1	ZB4BZ141	0.072/0.159

Contacts for specific applications							
Application	Type of contact	Description			Sold in lots of	Unit reference	Weight kg/lb
			NO	NC			
Low power switching	Single	Standard	1	–	5	ZBE1016	0.012/0.026
			–	1	5	ZBE1026	0.012/0.026
		Dusty environment (2) (IP 5X, 50 µm dust)	1	–	5	ZBE1016P	0.012/0.026
			–	1	5	ZBE1026P	0.012/0.026
Staggered contacts	Single	Early make NO	1	–	5	ZBE201	0.011/0.024
		Late break NC	–	1	5	ZBE202	0.011/0.024
	Single with body/fixing collar	Overlapping NO+NC	1	1	5	ZB4BZ106	0.062/0.137
		Staggered NO+NO	2	–	5	ZB4BZ107	0.062/0.137
High power switching	Single	Standard (3)	1	–	1	ZBE501	0.020/0.044
			–	1	1	ZBE502	0.020/0.044
			2	–	1	ZBE503	0.032/0.071
			–	2	1	ZBE504	0.032/0.071
			1	1	1	ZBE505	0.032/0.071
Additional contact blocks for high power switching	Single	Standard (4)	1	–	1	ZB2BE101	0.020/0.044
			–	1	1	ZB2BE102	0.020/0.044

Clip-on legend holder, sheet of blank legends and labelling software			
Description	Sold in lots of	Unit reference	Weight kg/lb
Clip-on legend-holder for electrical blocks with screw clamp terminal connections (5). For identification of an XB4B control or signaling unit	10	ZBZ001	0.001/0.002
Sheet of 50 blank legends for legend holder ZBZ001	10	ZBY001	0.023/0.051

- (1) The contact blocks enable variable composition of body/contact assemblies. Maximum number of rows possible: 3. Either 3 rows of 3 single contacts or 1 row of 3 double contacts + 1 row of 3 single contacts (double contacts occupy the first 2 rows). Maximum number of contacts is specified on page 24.
- (2) It is not possible to fit an additional contact block on the back of these contact blocks.
- (3) It is not possible to use these contacts with light blocks.
- (4) To be fitted on the back of ZBE50● contacts.
- (5) This legend holder is not compatible with high power switching contacts.

To combine with heads, see page 30

101288



ZBVB●

## Light blocks with screw clamp terminal connections (Schneider Electric anti-loosening system)

Description	Supply voltage V	Color of light source	Sold in lots of	Unit reference	Weight kg/lb
Integral LED (to combine with heads for integral LED) <b>Protected LED</b>	12 ~ (50/60 Hz)	White	5	ZBVJ1	0.017/0.037
		Green	5	ZBVJ3	0.017/0.037
		Red	5	ZBVJ4	0.017/0.037
		Orange	5	ZBVJ5	0.017/0.037
		Blue	5	ZBVJ6	0.017/0.037
		24 ~ (50/60 Hz)	White	5	ZBVB1
	Green		5	ZBVB3	0.017/0.037
	Red		5	ZBVB4	0.017/0.037
	Orange		5	ZBVB5	0.017/0.037
	Yellow		5	ZBVB8	0.017/0.037
	Blue		5	ZBVB6	0.017/0.037
	24...120 ~ (50/60 Hz)	White	5	ZBVBG1	0.017/0.037
		Green	5	ZBVBG3	0.017/0.037
		Red	5	ZBVBG4	0.017/0.037
		Orange	5	ZBVBG5	0.017/0.037
		Blue	5	ZBVBG6	0.017/0.037
		110...120 ~ (50/60 Hz)	White	5	ZBVG1
	Green		5	ZBVG3	0.017/0.037
Red	5		ZBVG4	0.017/0.037	
Orange	5		ZBVG5	0.017/0.037	
Yellow	5		ZBVG8	0.017/0.037	
Blue	5		ZBVG6	0.017/0.037	
230...240 ~ (50/60 Hz)	White	5	ZBVM1	0.017/0.037	
	Green	5	ZBVM3	0.017/0.037	
	Red	5	ZBVM4	0.017/0.037	
	Orange	5	ZBVM5	0.017/0.037	
	Yellow	5	ZBVM8	0.017/0.037	
	Blue	5	ZBVM6	0.017/0.037	

PF080705



ZBV5B

121451




ZBZG156

121453



ZBZM156

105079



ZBZV●

## Flashing light blocks with screw clamp terminal connections (Schneider Electric anti-loosening system)

Description	Supply voltage V	Color of light source	Sold in lots of	Unit reference	Weight kg/lb
Integral LED (to combine with heads for integral LED) <b>Protected LED</b>	24 ~ (50/60 Hz)	White	5	ZBV18B1	0.017/0.037
		Green	5	ZBV18B3	0.017/0.037
		Red	5	ZBV18B4	0.017/0.037
		Orange	5	ZBV18B5	0.017/0.037
		Blue	5	ZBV18B6	0.017/0.037
		110...120 ~ (50/60 Hz)	White	5	ZBV18G1
	Green		5	ZBV18G3	0.017/0.037
	Red		5	ZBV18G4	0.017/0.037
	Orange		5	ZBV18G5	0.017/0.037
	Blue		5	ZBV18G6	0.017/0.037
	230...240 ~ (50/60 Hz)		White	5	ZBV18M1
		Green	5	ZBV18M3	0.017/0.037
		Red	5	ZBV18M4	0.017/0.037
		Orange	5	ZBV18M5	0.017/0.037
		Blue	5	ZBV18M6	0.017/0.037

## Transformer blocks for 24 V light blocks (1)

For use with	Supply voltage V	Description	Référence	Weight kg/lb
Light blocks with integral LED	400 V ~ - 50 Hz	Transformer 400 V - 24 V ~	ZBV5B (2)	0.090/0.198

## Blocks for "test light" function

Light blocks	Supply voltage V	Description	Reference	Weight kg/lb
Light blocks	12 and 24 ~ 24...120 ~	Single module, 1 connecting wire	ZBZG156 (3)	0.010/0.022
Light blocks with integral LED	48...230 ~	Double module, with connecting wires	ZBZM156 (4)	0.010/0.022

## LED suppressors

For use with	Supply voltage V	Level of protection	Reference	Weight kg/lb
Light blocks with integral LED	120 ~	25...120 VA	ZBZVG	0.010/0.022
Light blocks with integral LED fitted with screw clamp terminal connections	230 ~	30...230 VA	ZBZVM	0.010/0.022

(1) To be used with 2 dummy contact blocks ZBE000.

(2) To order 440...460 V ~ - 60 Hz transformer blocks, replace "5" in the reference with "8": ZBV5B becomes ZBV8B. To order 550...600 V ~ - 60 Hz transformer blocks, replace "5" with "9": ZBV5B becomes ZBV9B.

(3) Block for use with ~ light blocks with integral LED types ZBVJ●, ZBVB●, ZBVBG● or with direct supply light block for BA 9s bulb, ZBV6.

(4) Block for use ~ light blocks integral LED types ZBVG●, ZBVM●, see connection on our website www.schneider-electric.com.

To combine with heads, see pages 26 to 72

10191



ZB4BZ009

#### Body/fixing collar

For use with	Sold in lots of	Unit reference	Weight kg/lb
Electrical block (contact or light)	10	ZB4BZ009	0.038/0.084

PF10777



ZBE1015

#### Contact functions

##### Spring clamp terminal connections (1)

##### Contacts for standard applications

Description	Type of contact			Sold in lots of	Unit reference	Weight kg/lb
		NO	NC			
Contact blocks	Single	1	–	4	ZBE1015	0.011/0.024
		–	1	4	ZBE1025	0.011/0.024
Contact blocks	Single with body/fixing collar	1	–	1	ZB4BZ1015	0.053/0.117
		–	1	1	ZB4BZ1025	0.053/0.117
		2	–	1	ZB4BZ1035	0.062/0.137
		–	2	1	ZB4BZ1045	0.062/0.137
		1	1	1	ZB4BZ1055	0.062/0.137

PF10779



ZB4BZ1015

#### Light blocks

##### Spring clamp terminal connections (1)

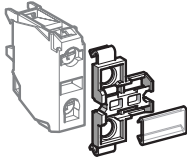
Description	Supply voltage V	Color of light source	Sold in lots of	Unit reference	Weight kg/lb
Integral LED (to combine with heads for integral LED)	12 ~ (50/60 Hz)	White	4	ZBVJ15	0.016/0.035
		Green	4	ZBVJ35	0.016/0.035
		Red	4	ZBVJ45	0.016/0.035
		Orange	4	ZBVJ55	0.016/0.035
		Blue	4	ZBVJ65	0.016/0.035
		Integral LED <b>Protected LED</b>	24 ~ (50/60 Hz)	White	4
Green	4			ZBVB35	0.016/0.035
Red	4			ZBVB45	0.016/0.035
Orange	4			ZBVB55	0.016/0.035
Blue	4			ZBVB65	0.016/0.035
Integral LED	110...120 ~ (50/60 Hz)			White	4
		Green	4	ZBVG35	0.016/0.035
		Red	4	ZBVG45	0.016/0.035
		Orange	4	ZBVG55	0.016/0.035
		Blue	4	ZBVG65	0.016/0.035
		Integral LED	230...240 ~ (50/60 Hz)	White	4
Green	4			ZBVM35	0.016/0.035
Red	4			ZBVM45	0.016/0.035
Orange	4			ZBVM55	0.016/0.035
Blue	4			ZBVM65	0.016/0.035
Integral LED + body/fixing collar	110...120 ~ (50/60 Hz)			Green	4
		Red	4	ZB4BVG45	0.053/0.117

PF080711



ZBVB35

814262



ZBZ001


#### Sheet of 50 blank legends

For use with	Sold in lots of	Unit reference	Weight kg/lb
Legend holder ZBZ001	10	ZBY001	0.023/0.051

(1) It is not possible to fit an additional block on the back of these contact or light blocks.


To combine with heads,  
see pages 26 to 72

101191




ZB4BZ009

101257



ZB4BZ079 + ZB4BZ009

101303



ZBZ01

XB4\_632\_CPSC11841C



ZBZ110

101259



ZBE701

101260



ZBE702

PF512550



ZBVB07

### Body/fixing collar and accessories specifically for printed circuit board mounting <sup>(1)</sup>

Accessories required when using adaptor (socket) ZBZ010				
Description	For use with	Sold in lots of	Unit reference	Weight kg/lb
Body/fixing collar	Electrical block (contact or light)	10	ZB4BZ009	0.006/0.013
Fixing collar/pillar	Printed circuit board support (fixing screw ZBZ006 to be ordered separately)	10	ZB4BZ079	0.003/0.007
Fixing screw for printed circuit board	Fixing collar/pillar ZB4BZ079	10	ZBZ006	0.011/0.024

### Adapter (socket) <sup>(1)</sup>

For use with	Thickness of printed circuit board (mm)/in.	Sold in lots of	Unit reference	Weight kg/lb
Electrical block (contact or light)	1.6 ± 0.2/0.063 ± 0.008	10	ZBZ010	0.008/0.018
	2.2 ± 0.2/0.087 ± 0.008	10	ZBZ011	0.008/0.018
	3.2 ± 0.2/0.126 ± 0.008	10	ZBZ012	0.008/0.018

### Grounding Plate

Description	For use with	Sold in lots of	Unit reference	Weight kg/lb
Grounding plate with ground screw	Harmony XB4 metal and XALG plastic control stations	1	ZBZ110	0.017/0.037

### Contact functions <sup>(1)</sup>

#### Contacts for standard applications

Description	Type of contact			Sold in lots of	Unit reference	Weight kg/lb
		NO	NC			
Contact blocks	Single	1	–	5	ZBE701	0.011/0.024
		–	1	5	ZBE702	0.011/0.024

#### Contacts for specific applications

Application	Type of contact			Sold in lots of	Unit reference	Weight kg/lb
		NO	NC			
Low power switching	Single	1	–	5	ZBE7016	0.012/0.026
		–	1	5	ZBE7026	0.012/0.026

### Light blocks <sup>(1)</sup>









Description	Supply voltage V	Color of LED	Sold in lots of	Unit reference	Weight kg/lb
Integral LED (to combine with heads for integral LED)	24 ~ (50/60 Hz)	White	5	ZBVB17	0.004/0.009
		Green	5	ZBVB37	0.004/0.009
		Red	5	ZBVB47	0.004/0.009
		Orange	5	ZBVB57	0.004/0.009
		Blue	5	ZBVB67	0.004/0.009

Protected  
LED

<sup>(1)</sup> For details of support drilling and of printed circuit board, see our website [www.schneider-electric.com](http://www.schneider-electric.com).



To combine with heads, see pages 26 to 72

Contact functions <sup>(1)</sup>							
Faston connectors (6.35 or 2 x 2.8 mm/0.250 or 2 x 0.110 in.) (Schneider Electric anti-loosening system)							
Contacts for standard applications							
Description	Type of contact				Sold in lots of	Unit reference	Weight kg/lb
 ZBE1023	Contact blocks	Single	1	–	5	ZBE1013	0.011/0.024
			–	1	5	ZBE1023	0.011/0.024
	Double	2	–	5	ZBE2033	0.020/0.044	
		–	2	5	ZBE2043	0.020/0.044	
		1	1	5	ZBE2053	0.020/0.044	
	Single with body/fixing collar	1	–	1	ZB4BZ1013 (2)	0.053/0.117	
		–	1	1	ZB4BZ1023 (2)	0.053/0.117	
		2	–	1	ZB4BZ1033	0.062/0.137	
		–	2	1	ZB4BZ1043	0.062/0.137	
				1	1	1	ZB4BZ1053
Contacts for specific applications							
Application	Type of contact	Description			Sold in lots of	Unit reference	Weight kg/lb
Low power switching	Single	Standard	1	–	5	ZBE10163 (2)	0.012/0.026
			–	1	5	ZBE10263 (2)	0.012/0.026
		Dusty environments <sup>(3)</sup> (IP 5X, 50 µm dust)	1	–	5	ZBE1016P3 (2)	0.012/0.026
			–	1	5	ZBE1026P3 (2)	0.012/0.026
Staggered contacts	Single	Early make 	1	–	5	ZBE2013 (2)	0.011/0.024
		Late break 	–	1	5	ZBE2023 (2)	0.011/0.024
		NC 					
High power switching	Single	Standard <sup>(4)</sup>	1	–	1	ZBE5013	0.021/0.046
			–	1	1	ZBE5023	0.021/0.046
			2	–	1	ZBE5033	0.033/0.073
			–	2	1	ZBE5043	0.033/0.073
			1	1	1	ZBE5053	0.033/0.073
Clip-on legend holder for electrical blocks with screw clamp terminal connections <sup>(5)</sup>							
For use with			Sold in lots of		Unit reference	Weight kg/lb	
Identification of an XB4B control or signaling unit			10		ZBZ001	0.001/0.002	
Sheet of 50 blank legends							
Legend holder ZBZ001			10		ZBY001	0.023/0.051	

(1) The contact blocks enable variable composition of body/contact assemblies. Maximum number of rows possible: 3. Either 3 rows of 3 single contacts or 1 row of 3 double contacts + 1 row of 3 single contacts (double contacts occupy the first 2 rows).

(2) To order products with screw clamp terminal connections for lugs, replace the 3 at the end of the reference with a 9. Example: ZBE1013 becomes ZBE1019.

(3) It is not possible to fit an additional contact block on the back of these contact blocks.

(4) It is not possible to use these contacts with light blocks.

(5) This legend holder is not compatible with high power switching contact blocks.

To combine with heads, see pages 26 to 72

101191



ZB4BZ009

101262



ZBE1014

101265




ZBE1024

101264



ZB4BZ1014

101266




ZB4BZ1024

101270



ZBVB14

530719



APE1C2250

#### Body/fixing collar

For use with	Sold in lots of	Unit reference	Weight kg/lb
Electrical block (contact or light)	10	ZB4BZ009	0.038/0.084

#### Contact functions

##### Plug-in connector (1)

##### Contacts for standard applications

Description	Type of contact	NO	NC	Sold in lots of	Unit reference	Weight kg/lb
Contact blocks	Single	1	–	5	ZBE1014	0.011/0.024
		–	1	5	ZBE1024	0.011/0.024
Contact blocks	Single with body/fixing collar	1	–	1	ZB4BZ1014	0.050/0.110
		–	1	1	ZB4BZ1024	0.050/0.110
		2	–	1	ZB4BZ1034	0.058/0.128
		–	2	1	ZB4BZ1044	0.058/0.128
		1	1	1	ZB4BZ1054	0.058/0.128
		1	2	1	ZB4BZ1414	0.064/0.141

#### Light blocks

##### Plug-in connector

Description	Supply voltage (V)	Color of light source	Sold in lots of	Unit reference	Weight kg/lb
Integral LED (to combine with heads for integral LED)	24 ~ (50/60 Hz)	White	5	ZBVB14	0.016/0.035
		Green	5	ZBVB34	0.016/0.035
		Red	5	ZBVB44	0.016/0.035
		Orange	5	ZBVB54	0.016/0.035
		Blue	5	ZBVB64	0.016/0.035
Protected LED	110...120 ~ (50/60 Hz)	White	5	ZBVG14	0.016/0.035
		Green	5	ZBVG34	0.016/0.035
		Red	5	ZBVG44	0.016/0.035
		Orange	5	ZBVG54	0.016/0.035
		Blue	5	ZBVG64	0.016/0.035
Protected LED	230...240 ~ (50/60 Hz)	White	5	ZBVM14	0.016/0.035
		Green	5	ZBVM34	0.016/0.035
		Red	5	ZBVM44	0.016/0.035
		Orange	5	ZBVM54	0.016/0.035
		Blue	5	ZBVM64	0.016/0.035

#### Connecting cables and connector

Description	Number of connectors	Wire c.s.a. mm <sup>2</sup> /AWG	Length mm/in.	Sold in lots of	Unit reference	Weight kg/lb
Cables with connectors 2-pin, 5.08 mm/0.200 in. pitch	1	0.75/19	500/19.685	8	APE1C2150	0.120/0.265
	2	0.75/19	500/19.685	8	APE1C2250	0.180/0.397
Spring terminal connector 2-pin, 5.08 mm/0.200 in. pitch	–	0.2 to 0.5/25 to 14	–	10	APE1PRE21	0.003/0.007

(1) It is not possible to fit an additional contact block on the back of these contact blocks.


# Control and signaling units

Harmony XB4, metal

Body/contact assemblies + light blocks with integral LED

To combine with:  
Heads, see pages 29 to 59  
Contacts, see page 76

PF512555



ZB4BW0...3


Complete body/contact assemblies and light blocks <sup>(1)</sup>						
Screw clamp terminal connections (Schneider Electric anti-loosening system)						
Light source	Supply voltage V	Type of contact		Color of light source	Reference	Weight kg/lb
		NO	NC			
<b>Direct supply</b>						
Integral LED <b>Protected LED</b>	24 ~ (50/60 Hz)	1	-	White	ZB4BW0B11	0.064/0.141
				Green	ZB4BW0B31	0.064/0.141
				Red	ZB4BW0B41	0.064/0.141
				Orange	ZB4BW0B51	0.064/0.141
				Blue	ZB4BW0B61	0.064/0.141
		-	1	White	ZB4BW0B12	0.064/0.141
				Green	ZB4BW0B32	0.064/0.141
				Red	ZB4BW0B42	0.064/0.141
				Orange	ZB4BW0B52	0.064/0.141
				Blue	ZB4BW0B62	0.064/0.141
	2	-	White	ZB4BW0B13	0.074/0.163	
			Green	ZB4BW0B33	0.074/0.163	
			Red	ZB4BW0B43	0.074/0.163	
			Orange	ZB4BW0B53	0.074/0.163	
			Blue	ZB4BW0B63	0.074/0.163	
	1	1	White	ZB4BW0B15	0.074/0.163	
			Green	ZB4BW0B35	0.074/0.163	
			Red	ZB4BW0B45	0.074/0.163	
			Orange	ZB4BW0B55	0.074/0.163	
			Blue	ZB4BW0B65	0.074/0.163	
110...120 ~ (50/60 Hz)	1	-	White	ZB4BW0G11	0.064/0.141	
			Green	ZB4BW0G31	0.064/0.141	
			Red	ZB4BW0G41	0.064/0.141	
			Orange	ZB4BW0G51	0.064/0.141	
			Blue	ZB4BW0G61	0.064/0.141	
	-	1	White	ZB4BW0G12	0.064/0.141	
			Green	ZB4BW0G32	0.064/0.141	
			Red	ZB4BW0G42	0.064/0.141	
			Orange	ZB4BW0G52	0.064/0.141	
			Blue	ZB4BW0G62	0.064/0.141	
2	-	White	ZB4BW0G13	0.074/0.163		
		Green	ZB4BW0G33	0.074/0.163		
		Red	ZB4BW0G43	0.074/0.163		
		Orange	ZB4BW0G53	0.074/0.163		
		Blue	ZB4BW0G63	0.074/0.163		
1	1	White	ZB4BW0G15	0.074/0.163		
		Green	ZB4BW0G35	0.074/0.163		
		Red	ZB4BW0G45	0.074/0.163		
		Orange	ZB4BW0G55	0.074/0.163		
		Blue	ZB4BW0G65	0.074/0.163		

**Other versions** Complete bodies with Faston connector terminals ( 6.35 or 2 x 2.8mm/0.250 or 2 x 0.110 in.)  
Please contact our Customer Care Center.

(1) Can be fitted with additional contact blocks: see page 76.

To combine with:  
Heads, see pages 29 to 59  
Contacts, see page 76

PF15 12655



ZB4BW0003

Complete body/contact assemblies and light blocks (continued) (1)						
Screw clamp terminal connections (Schneider Electric anti-loosening system)						
Light source	Supply voltage V	Type of contact		Color of light source	Reference	Weight kg/lb
		NO	NC			
<b>Direct supply (continued)</b>						
Integral LED	230...240 ~ (50/60 Hz)	1	–	White	<b>ZB4BW0M11</b>	0.064/0.141
				Green	<b>ZB4BW0M31</b>	0.064/0.141
				Red	<b>ZB4BW0M41</b>	0.064/0.141
				Orange	<b>ZB4BW0M51</b>	0.064/0.141
				Blue	<b>ZB4BW0M61</b>	0.064/0.141
				–	1	White
		Green	<b>ZB4BW0M32</b>	0.064/0.141		
		Red	<b>ZB4BW0M42</b>	0.064/0.141		
		Orange	<b>ZB4BW0M52</b>	0.064/0.141		
		Blue	<b>ZB4BW0M62</b>	0.064/0.141		
		2	–	White	<b>ZB4BW0M13</b>	0.074/0.163
				Green	<b>ZB4BW0M33</b>	0.074/0.163
				Red	<b>ZB4BW0M43</b>	0.074/0.163
				Orange	<b>ZB4BW0M53</b>	0.074/0.163
				Blue	<b>ZB4BW0M63</b>	0.074/0.163
		1	1	White	<b>ZB4BW0M15</b>	0.074/0.163
				Green	<b>ZB4BW0M35</b>	0.074/0.163
				Red	<b>ZB4BW0M45</b>	0.074/0.163
				Orange	<b>ZB4BW0M55</b>	0.074/0.163
				Blue	<b>ZB4BW0M65</b>	0.074/0.163

**Other versions**

Complete bodies with Faston connector terminals ( 6.35 or 2 x 2.8mm/0.250 or 2 x 0.110 in.).  
Please contact our Customer Care Center.

(1) Can be fitted with additional contact blocks: see page 76.

# Control and signaling units

Harmony XB4, metal

Body/light assemblies for pilot lights with integral LED

To combine with:  
Heads, see page 66  
Contacts, see page 76

101239




ZB4BV●●

Complete light bodies (fixing collar + light block with integral LED)				
Screw clamp terminal connections (Schneider Electric anti-loosening system)				
Light source	Supply voltage V	Color of light source	Reference	Weight kg/lb
Integral LED <b>protected LED</b>	12 ~ (50/60 Hz)	White	<b>ZB4BVJ1</b>	0.054/0.119
		Green	<b>ZB4BVJ3</b>	0.054/0.119
		Red	<b>ZB4BVJ4</b>	0.054/0.119
		Orange	<b>ZB4BVJ5</b>	0.054/0.119
		Blue	<b>ZB4BVJ6</b>	0.054/0.119
		24 ~ (1) (50/60 Hz)	White	<b>ZB4BVB1</b>
Green	<b>ZB4BVB3</b>		0.054/0.119	
Red	<b>ZB4BVB4</b>		0.054/0.119	
Orange	<b>ZB4BVB5</b>		0.054/0.119	
Blue	<b>ZB4BVB6</b>		0.054/0.119	
24...120 ~ (50/60 Hz)	White	<b>ZB4BVBG1</b>	0.054/0.119	
	Green	<b>ZB4BVBG3</b>	0.054/0.119	
	Red	<b>ZB4BVBG4</b>	0.054/0.119	
	Orange	<b>ZB4BVBG5</b>	0.054/0.119	
	Blue	<b>ZB4BVBG6</b>	0.054/0.119	
110...120 ~ (1) (50/60 Hz)	White	<b>ZB4BVG1</b>	0.054/0.119	
	Green	<b>ZB4BVG3</b>	0.054/0.119	
	Red	<b>ZB4BVG4</b>	0.054/0.119	
	Orange	<b>ZB4BVG5</b>	0.054/0.119	
	Blue	<b>ZB4BVG6</b>	0.054/0.119	
230...240 ~ (1) (50/60 Hz)	White	<b>ZB4BVM1</b>	0.054/0.119	
	Green	<b>ZB4BVM3</b>	0.054/0.119	
	Red	<b>ZB4BVM4</b>	0.054/0.119	
	Orange	<b>ZB4BVM5</b>	0.054/0.119	
	Blue	<b>ZB4BVM6</b>	0.054/0.119	

(1) Complete bodies with Faston connector terminals ( 6.35 or 2 x 2.8mm/0.250 or 2x 0.110 in.), see page 80.

To combine with:  
Heads, see page 66  
Contacts, see page 76

PF512556



ZB4BVB●156

**Complete light bodies with 3-terminal “test” function**

(fixing collar + light block with integral LED + pre-wired block for “test light” function)

Screw clamp terminal connections (Schneider Electric anti-loosening system)

Light source	Supply voltage V	Color of light source	Reference	Weight kg/lb
Integral LED <b>Protected LED</b>	24 $\sim$ (1) (50/60 Hz)	White	<b>ZB4BVB1156</b>	0.054/0.119
		Green	<b>ZB4BVB3156</b>	0.054/0.119
		Red	<b>ZB4BVB4156</b>	0.054/0.119
		Orange	<b>ZB4BVB5156</b>	0.054/0.119
		Blue	<b>ZB4BVB6156</b>	0.054/0.119

**Complete bodies with flashing pilot light (fixing collar + light block with integral LED)**

Screw clamp terminal connections (Schneider Electric anti-loosening system)

Light source	Supply voltage V	Color of light source	Reference	Weight kg/lb
Integral LED <b>Protected LED</b>	24 $\sim$ (50/60 Hz)	White	<b>ZB4BV18B1</b>	0.054/0.119
		Green	<b>ZB4BV18B3</b>	0.054/0.119
		Red	<b>ZB4BV18B4</b>	0.054/0.119
		Orange	<b>ZB4BV18B5</b>	0.054/0.119
		Blue	<b>ZB4BV18B6</b>	0.054/0.119
		110...120 $\sim$ (50/60 Hz)	White	<b>ZB4BV18G1</b>
	Green	<b>ZB4BV18G3</b>	0.054/0.119	
	Red	<b>ZB4BV18G4</b>	0.054/0.119	
	Orange	<b>ZB4BV18G5</b>	0.054/0.119	
	Blue	<b>ZB4BV18G6</b>	0.054/0.119	
	230...240 $\sim$ (50/60 Hz)	White	<b>ZB4BV18M1</b>	0.054/0.119
		Green	<b>ZB4BV18M3</b>	0.054/0.119
		Red	<b>ZB4BV18M4</b>	0.054/0.119
		Orange	<b>ZB4BV18M5</b>	0.054/0.119
		Blue	<b>ZB4BV18M6</b>	0.054/0.119

(1) For a 120 or 230 V  $\sim$  supply, use complete body **ZB4BVG●** or **ZB4BVM●** with block for “test light” function type **ZBZM156**, see page 84 and 77.

# Control and signaling units

Harmony XB4, metal



Body/contact assemblies + light blocks with BA 9s base fitting


To combine with:  
Heads, see page 31  
Contacts, see page 76

## Complete body/contact assemblies and light blocks <sup>(1)</sup>


For bulb with BA 9s base fitting (incandescent, neon or LED)

Screw clamp terminal connections (Schneider Electric anti-loosening system)

Light source	Supply voltage V	Type of contact		Color of light source	Reference	Weight kg/lb
						
<b>Direct supply</b>						
BA9s base fitting bulb, 2.4 W max, not included <sup>(2)</sup>	≤ 250	1	–	–	ZB4BW061	0.063/0.139
		–	1	–	ZB4BW062	0.063/0.139
		2	–	–	ZB4BW063	0.073/0.161
		1	1	–	ZB4BW065	0.073/0.161
<b>Supply via integral transformer (1.2 VA, 6 V secondary)</b>						
BA9s base fitting incandescent bulb, included	110...120 ~ 50/60 Hz	1	–	–	ZB4BW031	0.141/0.311
		1	1	–	ZB4BW035	0.151/0.333
	230 ~ 50 Hz 220...240 ~ 60 Hz	1	–	–	ZB4BW041	0.141/0.311
		1	1	–	ZB4BW045	0.151/0.333
		1	–	–	ZB4BW051	0.141/0.311
		1	1	–	ZB4BW055	0.151/0.333
BA9s base fitting LED, included	110...120 ~ 50/60 Hz	1	1	White	ZB4BW03D15	0.151/0.333
				Green	ZB4BW03D35	0.151/0.333
				Red	ZB4BW03D45	0.151/0.333
				Orange	ZB4BW03D55	0.151/0.333
				Blue	ZB4BW03D65	0.151/0.333
	230 ~ 50 Hz 220...240 ~ 60 Hz	1	1	White	ZB4BW04D15	0.151/0.333
				Green	ZB4BW04D35	0.151/0.333
				Red	ZB4BW04D45	0.151/0.333
				Orange	ZB4BW04D55	0.151/0.333
				Blue	ZB4BW04D65	0.151/0.333
	400 ~ 50/60 Hz	1	1	White	ZB4BW05D15	0.152/0.335
				Green	ZB4BW05D35	0.152/0.335
Red				ZB4BW05D45	0.152/0.335	
Orange				ZB4BW05D55	0.152/0.335	
			Blue	ZB4BW05D65	0.152/0.335	



ZB4BW06



ZB4BW05

**Other versions**


Complete bodies with integral transformer incorporating Faston connector terminals (6.35 or 2 x 2.8 mm/0.250 or 2 x 0.110 in.). Please contact our Customer Care Center.

<sup>(1)</sup> Can be fitted with additional contact blocks: see page 76.  
<sup>(2)</sup> Bulb to be ordered separately: see page 104.

To combine with:  
Heads, see page 67  
Contacts, see page 76



ZB4BV6



ZB4BV●



ZB4BV156

### Light blocks

#### Screw clamp terminal connections (Schneider Electric anti-loosening system)

Description	Supply voltage V	Sold in lots of	Unit reference	Weight kg/lb
Direct supply for BA 9s base fitting bulb, 2.4 W max., not included (1)	≤ 250	5	ZBV6	0.016/0.035

### Complete light bodies (fixing collar + light block)

#### For bulb with BA 9s base fitting (incandescent, neon or LED)

#### Screw clamp terminal connections (Schneider Electric anti-loosening system)

Light source	Supply voltage V	Color of light source	Reference	Weight kg/lb
<b>Direct supply</b>				
BA 9s base fitting bulb, 2.4 W max, not included (1)	≤ 250	–	ZB4BV6	0.052/0.335
<b>Supply via integral transformer (1.2 VA, 6 V secondary)</b>				
BA 9s base fitting incandescent bulb, included	110...120 ~ -50/60 Hz	–	ZB4BV3	0.130/0.287
	230 ~ - 50 Hz	–	ZB4BV4	0.130/0.287
	220...240 ~ - 60 Hz	–	ZB4BV5	0.131/0.289
	400 ~ - 50 Hz	–	ZB4BV8	0.128/0.282
	550...600 ~ - 60 Hz	–	ZB4BV9	0.131/0.289
BA 9s base fitting LED, included	110...120 ~ - 50/60 Hz	White	ZB4BV3D1	0.134/0.295
		Green	ZB4BV3D3	0.134/0.295
		Red	ZB4BV3D4	0.134/0.295
		Orange	ZB4BV3D5	0.134/0.295
		Blue	ZB4BV3D6	0.134/0.295
		–	–	–
	230 ~ - 50 Hz 220...240 ~ - 60 Hz	White	ZB4BV4D1	0.134/0.295
		Green	ZB4BV4D3	0.134/0.295
		Red	ZB4BV4D4	0.134/0.295
		Orange	ZB4BV4D5	0.134/0.295
		Blue	ZB4BV4D6	0.134/0.295
		–	–	–
400 ~ - 50/60 Hz	White	ZB4BV5D1	0.134/0.295	
	Green	ZB4BV5D3	0.134/0.295	
	Red	ZB4BV5D4	0.134/0.295	
	Orange	ZB4BV5D5	0.134/0.295	
	Blue	ZB4BV5D6	0.134/0.295	
	–	–	–	–

### Complete light bodies with 3-terminal “test” function (fixing collar + light block)

#### For bulb with BA 9s base fitting (incandescent, neon or LED)

#### Screw clamp terminal connections (Schneider Electric anti-loosening system)

#### Direct supply

BA 9s base fitting bulb, 2.4 W max, not included (1)	≤ 250	–	ZB4BV156	0.062/0.137
Other versions	Complete bodies with Faston connector terminals ( 6.35 or 2 x 2.8 mm/0.250 or 2 x 0.110 in.), see page 80.			

(1) Bulb to be ordered separately, see page 104.



# Control and signaling units

## Harmony XB4 metal

### Accessories for heads: caps



ZBA4



ZBL2



ZBA333

#### Pushbutton caps - unmarked

For use with	Type of push	Color	Sold in lots of	Unit reference	Weight kg/lb
ZBABA0 pushbutton heads supplied without cap	Flush	White	10	ZBA1	0.001/0.002
		Black	10	ZBA2	0.001/0.002
		Green	10	ZBA3	0.001/0.002
		Red	10	ZBA4	0.001/0.002
		Yellow	10	ZBA5	0.001/0.002
		Blue	10	ZBA6	0.001/0.002
	6 colors (1)	1	ZBA9	0.006/0.013	
	Projecting	White	10	ZBL1	0.001/0.002
		Black	10	ZBL2	0.001/0.002
		Green	10	ZBL3	0.001/0.002
		Red	10	ZBL4	0.001/0.002
		Yellow	10	ZBL5	0.001/0.002
		Blue	10	ZBL6	0.001/0.002
6 colors (1)	1	ZBL9	0.006/0.013		

#### Pushbutton caps - marked

For use with	Type of push	Marking		Color of cap	Unit reference	Weight kg/lb
		Text	Color			
ZBABA0 pushbutton heads supplied without cap (sold in lots of 10)	Flush	I (2)	White	Green	ZBA331	0.001/0.002
			Black	White	ZBA131	0.001/0.002
		II	White	Green	ZBA336	0.001/0.002
			Black	White	ZBA136	0.001/0.002
		III	White	Green	ZBA337	0.001/0.002
			Black	White	ZBA137	0.001/0.002
		IV	White	Green	ZBA338	0.001/0.002
			Black	White	ZBL138	0.001/0.002
		START (2)	White	Green	ZBA333	0.001/0.002
			Black	White	ZBA133	0.001/0.002
		ON	White	Green	ZBA341	0.001/0.002
			Black	White	ZBA141	0.001/0.002
		MARCHE	White	Green	ZBA342	0.001/0.002
			Black	White	ZBA142	0.001/0.002
		UP (2)	Black	White	ZBA343	0.001/0.002
		DOWN (2)	White	Black	ZBA344	0.001/0.002
		⊕ (2)	White	Black	ZBA245	0.001/0.002
			Black	White	ZBA145	0.001/0.002
		↑ (3)	White	Black	ZBA335	0.001/0.002
			Black	White	ZBA334	0.001/0.002
		O (2)	White	Red	ZBA432	0.001/0.002
				Black	ZBA232	0.001/0.002
		ARRET	White	Red	ZBA433	0.001/0.002
				Black	ZBA233	0.001/0.002
		STOP (2)	White	Red	ZBA434	0.001/0.002
				Black	ZBA234	0.001/0.002
		OFF	White	Red	ZBA435	0.001/0.002
				Black	ZBA235	0.001/0.002
		⚠	White	Green	ZBA346	0.001/0.002
		R (2)	White	Blue	ZBA639	0.001/0.002
		+	White	Black	ZBA2934	0.001/0.002
		-	White	Black	ZBA2935	0.001/0.002

(1) Set of 6 different colored caps: white, black, green, red, yellow, and blue.

(2) Double injection moulded marking.

(3) Can be clipped-in at 90° steps, through 360°.

## Control and signaling units

Harmony XB4, metal

Accessories for flush mounted heads

Pushbutton caps with markings

XB4\_633\_CP/MF51747



ZBAF331

Pushbutton caps, with markings for flush mounted heads						
For use with	Type of push	Marking		Color of cap	Unit reference	Weight kg/lb
		Text	Color			
<b>Plastic pushbuttons</b>						
ZB4FA0 and ZB5FA0 circular pushbutton heads supplied without cap (sold in lots of 10)	Flush	I (1)	White	Green	ZBAF331	0.001/0.002
			Black	White	ZBAF131	0.001/0.002
		II	White	Green	ZBAF336	0.001/0.002
			Black	White	ZBAF136	0.001/0.002
		III	White	Green	ZBAF337	0.001/0.002
			Black	White	ZBAF137	0.001/0.002
		IV	White	Green	ZBAF338	0.001/0.002
			Black	White	ZBAF138	0.001/0.002
		START (1)	White	Green	ZBAF333	0.001/0.002
			Black	White	ZBAF133	0.001/0.002
		ON	White	Green	ZBAF341	0.001/0.002
			Black	White	ZBAF141	0.001/0.002
		MARCHE	White	Green	ZBAF342	0.001/0.002
			Black	White	ZBAF142	0.001/0.002
		UP (1)	Black	White	ZBAF343	0.001/0.002
		DOWN (1)	White	Black	ZBAF344	0.001/0.002
		Ⓣ (1)	White	Black	ZBAF245	0.001/0.002
			Black	White	ZBAF145	0.001/0.002
		‡ (2)	White	Black	ZBAF335	0.001/0.002
			Black	White	ZBAF334	0.001/0.002
		O (1)	White	Red	ZBAF432	0.001/0.002
				Black	ZBAF232	0.001/0.002
		ARRET	White	Red	ZBAF433	0.001/0.002
				Black	ZBAF233	0.001/0.002
		STOP (1)	White	Red	ZBAF434	0.001/0.002
				Black	ZBAF234	0.001/0.002
		OFF	White	Red	ZBAF435	0.001/0.002
				Black	ZBAF235	0.001/0.002
⚠ (1)	White	Green	ZBAF346	0.001/0.002		
R (1)	White	Blue	ZBAF639	0.001/0.002		
+	White	Black	ZBAF2934	0.001/0.002		
-	White	Black	ZBAF2935	0.001/0.002		

(1) Double injection moulded marking.

(2) Can be clipped-in at 90° steps, through 360°

## Control and signaling units

Harmony XB4 metal

Accessories for heads: boots, lens caps

107360



ZBP0

## Transparent boots for pushbuttons (1)

Description	For use with XB4 metal pushbuttons	Sold in lots of	Unit reference	Weight kg/lb
Single boots (2)	Flush with circular head	10	ZBPA	0.002/0.004
	Projecting with circular head and push-push version	10	ZBP0	0.002/0.004
	Flush or projecting with circular head for food industry applications	10	ZBP0A	0.002/0.004

## Colored boots

Description	Color	For use with	Sold in lots of	Unit reference	Weight kg/lb
Colored boots (can be replaced without dismantling the head)	White	ZB4BP1S	10	ZBP011	0.003/0.007
	Black	ZB4BP2S	10	ZBP012	0.003/0.007
	Green	ZB4BP3S	10	ZBP013	0.003/0.007
	Red	ZB4BP4S	10	ZBP014	0.003/0.007
	Yellow	ZB4BP5S	10	ZBP015	0.003/0.007
	Blue	ZB4BP6S	10	ZBP016	0.003/0.007
Clear membrane	Transparent	ZB4BP●83	10	ZBP017	0.003/0.007

(1) Boots for multiple-headed pushbuttons: see page 41.


(2) Permissible panel thickness 1 to 5 mm/0.039 to 0.197 in., cannot be used with legend holders.

PG113818



ZBV0153

PG113819



ZBV016

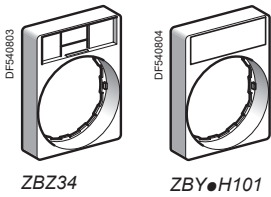
Lens caps				
For use with	Color	Sold in lots of	Unit reference	Weight kg/lb
<b>Lens caps for light sources with integral LED</b>				
Pilot lights	White	10	ZBV0113	0.002/0.004
	Green	10	ZBV0133	0.002/0.004
	Red	10	ZBV0143	0.002/0.004
	Orange	10	ZBV0153	0.002/0.004
	Blue	10	ZBV0163	0.002/0.004
	5 different colored grooved lenses (1)	10	ZBV0103S	0.010/0.022
Illuminated pushbuttons, with flush push	White	10	ZBW9113	0.002/0.004
	Green	10	ZBW9133	0.002/0.004
	Red	10	ZBW9143	0.002/0.004
	Orange	10	ZBW9153	0.002/0.004
	Blue	10	ZBW9163	0.002/0.004
Illuminated pushbuttons, with projecting push	White	10	ZBW9313	0.002/0.004
	Green	10	ZBW9333	0.002/0.004
	Red	10	ZBW9343	0.002/0.004
	Orange	10	ZBW9353	0.002/0.004
	Blue	10	ZBW9363	0.002/0.004
<b>Lens caps for light sources with BA 9s base fitting</b>				
Pilot lights	White	10	ZBV011	0.002/0.004
	Green	10	ZBV013	0.002/0.004
	Red	10	ZBV014	0.002/0.004
	Orange	10	ZBV015	0.002/0.004
	Blue	10	ZBV016	0.002/0.004
	Clear	10	ZBV017	0.002/0.004
Illuminated pushbuttons, with flush push	White	10	ZBW911	0.002/0.004
	Green	10	ZBW913	0.002/0.004
	Red	10	ZBW914	0.002/0.004
	Orange	10	ZBW915	0.002/0.004
	Blue	10	ZBW916	0.002/0.004
	Clear	10	ZBW917	0.002/0.004
Illuminated pushbuttons, with projecting push	White	10	ZBW931	0.002/0.004
	Green	10	ZBW933	0.002/0.004
	Red	10	ZBW934	0.002/0.004
	Orange	10	ZBW935	0.002/0.004
	Blue	10	ZBW936	0.002/0.004
	Clear	10	ZBW937	0.002/0.004

(1) Clear, green, red, orange, or blue.

# Control and signaling units

## Harmony XB4 metal

### 8 x 27 mm legends with 30 x 40 mm legend holders



ZBZ34

ZBYH101



ZBY2101



ZBZ32



ZBY4140



ZBY2107

#### 30 x 40 mm legend holders (flush mounting with bezel) for 8 x 27 mm legends <sup>(1)</sup>

Description	Legend		Sold in lots of	Unit reference	Weight kg/lb
	Color	Marking			
Without legend	–	–	10	ZBZ34	0.003/0.007
With blank legend	Black or Red background	–	10	ZBY2H101	0.004/0.009
	White or Yellow background	–	10	ZBY4H101	0.004/0.009

#### Standard 30 x 40 mm legend holders for 8 x 27 mm legends <sup>(1)</sup>

Description	Legend		Sold in lots of	Unit reference	Weight kg/lb		
	Color	Marking					
Without legend	–	–	10	ZBZ32	0.001/0.002		
With blank legend (for engraving)	Black or Red background	–	10	ZBY2101	0.002/0.004		
	White or Yellow background	–	10	ZBY4101	0.002/0.004		
With 8 x 27 mm /0.315 x 1.063 in. legend (with International marking)	Black or Red background (2)	O (Black background)	10	ZBY2146	0.002/0.004		
		O (Red background)	10	ZBY2931	0.002/0.004		
		I	10	ZBY2147	0.002/0.004		
		II	10	ZBY2148	0.002/0.004		
		O-I	10	ZBY2178	0.002/0.004		
		I-II	10	ZBY2179	0.002/0.004		
		I-O-II	10	ZBY2186	0.002/0.004		
		AUTO	10	ZBY2115	0.002/0.004		
		STOP	10	ZBY2304	0.002/0.004		
		Yellow background	⊕	10	ZBY4140 (3)	0.002/0.004	
		With 8 x 27 mm /0.315 x 1.063 in. legend (with French language marking)	Black or red background (2)	ARRET (Red background)	10	ZBY2104	0.002/0.004
				ARRET (Black background)	10	ZBY0104	0.002/0.004
				ARRET GENERAL	10	ZBY2129	0.002/0.004
				ARRET REARMEMENT	10	ZBY2133	0.002/0.004
				ARRET-MARCHE	10	ZBY2166	0.002/0.004
ARRIERE	10			ZBY2106	0.002/0.004		
AUTO CYCLE-CYCLE	10			ZBY2198	0.002/0.004		
AUTO CYCLE-MAIN	10			ZBY2199	0.002/0.004		
AUTO-MAIN	10			ZBY2164	0.002/0.004		
AUTO-O-MAIN	10			ZBY2185	0.002/0.004		
AVANT	10			ZBY2105	0.002/0.004		
AVANT-O-ARRIERE	10			ZBY2184	0.002/0.004		
C-P-C-NORMAL	10			ZBY2165	0.002/0.004		
CYCLE-MAIN	10			ZBY2197	0.002/0.004		
DECLenchement	10			ZBY2132	0.002/0.004		
DEFAUT (Black background)	10	ZBY2134	0.002/0.004				
DEFAUT (Red background)	10	ZBY2135	0.002/0.004				
DEPART CYCLE	10	ZBY2195	0.002/0.004				
DESCENTE	10	ZBY2108	0.002/0.004				
DROITE	10	ZBY2109	0.002/0.004				
ENCLenchement	10	ZBY2131	0.002/0.004				
EN SERVICE	10	ZBY2111	0.002/0.004				
FERMETURE	10	ZBY2114	0.002/0.004				
GAUCHE	10	ZBY2110	0.002/0.004				
HORS SERVICE	10	ZBY2112	0.002/0.004				
HORS-EN	10	ZBY2167	0.002/0.004				
LENT	10	ZBY2127	0.002/0.004				
MAIN	10	ZBY2116	0.002/0.004				
MARCHE	10	ZBY2103	0.002/0.004				
MONTEE	10	ZBY2107	0.002/0.004				
OUVERTURE	10	ZBY2113	0.002/0.004				
PHASE / PHASE	10	ZBY2196	0.002/0.004				
REARMEMENT (Red background)	10	ZBY2123	0.002/0.004				
REARMEMENT (Black background)	10	ZBY0123	0.002/0.004				
SOUS TENSION	10	ZBY2126	0.002/0.004				
VITE	10	ZBY2128	0.002/0.004				
Red background	ARRET D'URGENCE	10	ZBY2130 (3)	0.002/0.004			

(1) For legends, see pages 94 to 96.

(2) "Start" functions: White letters on Black background. "Stop" functions: White letters on Red background (unless otherwise specified above).

(3) For complying with EN/ISO 13850 standard, paragraph 4.4.6., Emergency stop function logo ⊕ has been added.

# Control and signaling units

## Harmony XB4 metal

### 8 x 27 mm legends with 30 x 40 mm legend holders

XB5\_633\_CP/MFS 18573



ZBY2303

#### Standard 30 x 40 mm legend holders with 8 x 27 mm legends (continued)

Description	Legend		Sold in lots of	Unit Reference	Weight kg/lb
	Color	Marking			
With legend (with English language marking)	Black or Red background (1)	AUTO-HAND	10	ZBY2364	0.002/0.004
		AUTO-O-HAND	10	ZBY2385	0.002/0.004
		CLOSE	10	ZBY2314	0.002/0.004
		DOWN	10	ZBY2308	0.002/0.004
		FAST	10	ZBY2328	0.002/0.004
		FORWARD	10	ZBY2305	0.002/0.004
		HAND	10	ZBY2316	0.002/0.004
		HAND-OFF-AUTO	10	ZBY2387	0.002/0.004
		INCH	10	ZBY2321	0.002/0.004
		LEFT	10	ZBY2310	0.002/0.004
		OFF	10	ZBY2312	0.002/0.004
		OFF-ON	10	ZBY2367	0.002/0.004
		ON	10	ZBY2311	0.002/0.004
		OPEN	10	ZBY2313	0.002/0.004
		POWER ON	10	ZBY2326	0.002/0.004
		RESET (Red background)	10	ZBY2323	0.002/0.004
		RESET (Black background)	10	ZBY2322	0.002/0.004
		REVERSE	10	ZBY2306	0.002/0.004
		RIGHT	10	ZBY2309	0.002/0.004
		RUN	10	ZBY2334	0.002/0.004
		SLOW	10	ZBY2327	0.002/0.004
		START	10	ZBY2303	0.002/0.004
		STOP-START	10	ZBY2366	0.002/0.004
UP	10	ZBY2307	0.002/0.004		
	Red background	EMERGENCY STOP	10	ZBY2330 (2)	0.002/0.004
With legend (with German language marking)	Black or red background (1)	AB	10	ZBY2208	0.002/0.004
		AUF	10	ZBY2207	0.002/0.004
		AUS	10	ZBY2204	0.002/0.004
		AUS-EIN	10	ZBY2266	0.002/0.004
		AUS-IN BETRIEB	10	ZBY2267	0.002/0.004
		AUS-RÜCKSTELLUNG	10	ZBY2233	0.002/0.004
		AUSSCHALTEN	10	ZBY2232	0.002/0.004
		AUTO-HAND	10	ZBY2364	0.002/0.004
		AUTO-O-HAND	10	ZBY2385	0.002/0.004
		AUTOZYKL-HAND	10	ZBY2299	0.002/0.004
		AUTOZYKL- 1 ZYKL	10	ZBY2298	0.002/0.004
		C-P-C-NORMAL	10	ZBY2265	0.002/0.004
		EIN	10	ZBY2203	0.002/0.004
		EINSCHALTEN	10	ZBY2231	0.002/0.004
		HAND	10	ZBY2316	0.002/0.004
		LANGSAM	10	ZBY2227	0.002/0.004
		LINKS	10	ZBY2210	0.002/0.004
		NOT-AUS (Red background)	10	ZBY2230	0.002/0.004
		ÖFFNEN	10	ZBY2213	0.002/0.004
		RECHTS	10	ZBY2209	0.002/0.004
		RÜCKSTELLUNG	10	ZBY2223	0.002/0.004
		SCHLIESSEN	10	ZBY2214	0.002/0.004
		SCHNELL	10	ZBY2228	0.002/0.004
		SPANNUNG EIN	10	ZBY2226	0.002/0.004
		STEUERUNG AUS	10	ZBY2212	0.002/0.004
		STEUERUNG EIN	10	ZBY2211	0.002/0.004
		STÖRUNG (Black background)	10	ZBY2234	0.002/0.004
		STÖRUNG (Red background)	10	ZBY2235	0.002/0.004
		VOR	10	ZBY2205	0.002/0.004
		VOR-O-ZURÜCK	10	ZBY2284	0.002/0.004
		ZURÜCK	10	ZBY2206	0.002/0.004
		ZYKLUS-HAND	10	ZBY2297	0.002/0.004
		ZYKLUSSTART	10	ZBY2295	0.002/0.004
	Red background	NOT-HALT	10	ZBY2229 (2)	0.002/0.004
	Yellow background	NOT-HALT	10	ZBY22420001 (2)	0.002/0.004

XB5\_633\_CP/MFS 18572



ZBY2228

(1) "Start" functions: White letters on Black background. "Stop" functions: White letters on Red background (unless otherwise specified above).


(2) For complying with EN/ISO 13850 standard, paragraph 4.4.6., Emergency stop function logo  has been added.

## Control and signaling units

Harmony XB4 metal

Legends 8 x 27 mm

## 8 x 27 mm marked legends (for 30 x 40 mm legend holders ZBZ32 and ZBZ34)

Language	Color of background	Marking	Sold in lots of	Unit Reference	Weight kg/lb	
Without	Black or Red	–	10	ZBY0101	0.001/0.002	
	White or Yellow	–	10	ZBY0102	0.001/0.002	
International	Black or Red (1)	O (Black background)	10	ZBY02146	0.001/0.002	
		O (Red background)	10	ZBY02931	0.001/0.002	
		I	10	ZBY02147	0.001/0.002	
		II	10	ZBY02148	0.001/0.002	
		O-I	10	ZBY02178	0.001/0.002	
		I-II	10	ZBY02179	0.001/0.002	
		I-O-II	10	ZBY02186	0.001/0.002	
		AUTO	10	ZBY02115	0.001/0.002	
		STOP	10	ZBY02304	0.001/0.002	
		Yellow		10	ZBY0140 (2)	0.001/0.002
		French	Black or Red (1)	ARRET (Red background)	10	ZBY02104
ARRET (Black background)	10			ZBY00104	0.001/0.002	
ARRET GENERAL	10			ZBY02129	0.001/0.002	
ARRET REARMEMENT	10			ZBY02133	0.001/0.002	
ARRET-MARCHE	10			ZBY02166	0.001/0.002	
ARRIERE	10			ZBY02106	0.001/0.002	
AUTO CYCLE-CYCLE	10			ZBY02198	0.001/0.002	
AUTO CYCLE-MAIN	10			ZBY02199	0.001/0.002	
AUTO-MAIN	10			ZBY02164	0.001/0.002	
AUTO-O-MAIN	10			ZBY02185	0.001/0.002	
AVANT	10			ZBY02105	0.001/0.002	
AVANT-O-ARRIERE	10			ZBY02184	0.001/0.002	
C-P-C-NORMAL	10			ZBY02165	0.001/0.002	
CYCLE-MAIN	10			ZBY02197	0.001/0.002	
DECLENCHEMENT	10			ZBY02132	0.001/0.002	
DEFAUT (Black background)	10			ZBY02134	0.001/0.002	
DEFAUT (Red background)	10			ZBY02135	0.001/0.002	
DEPART CYCLE	10			ZBY02195	0.001/0.002	
DESCENTE	10			ZBY02108	0.001/0.002	
DROITE	10			ZBY02109	0.001/0.002	
ENCLENCHEMENT	10			ZBY02131	0.001/0.002	
EN SERVICE	10			ZBY02111	0.001/0.002	
FERMETURE	10			ZBY02114	0.001/0.002	
GAUCHE	10			ZBY02110	0.001/0.002	
HORS SERVICE	10			ZBY02112	0.001/0.002	
HORS-EN	10			ZBY02167	0.001/0.002	
LENT	10			ZBY02127	0.001/0.002	
MAIN	10			ZBY02116	0.001/0.002	
MARCHE	10			ZBY02103	0.001/0.002	
MONTEE	10			ZBY02107	0.001/0.002	
OUVERTURE	10			ZBY02113	0.001/0.002	
PHASE / PHASE	10			ZBY02196	0.001/0.002	
REARMEMENT (Red background)	10			ZBY02123	0.001/0.002	
REARMEMENT (Black background)	10			ZBY00123	0.001/0.002	
SOUS TENSION	10			ZBY02126	0.001/0.002	
VITE	10			ZBY02128	0.001/0.002	
Red	ARRET D'URGENCE			10	ZBY02130 (2)	0.001/0.002

(1) "Start" functions: White letters on Black background. "Stop" functions: White letters on Red background (unless otherwise specified above)

(2) For complying with EN/ISO 13850 standard, paragraph 4.4.6., Emergency stop function logo  has been added.

DG121191



ZBY02178

XB5\_633\_CPODAD016450



ZBY0140

DG121117



ZBY02104

8 x 27 mm marked legends (for 30 x 40 mm legend holders ZBZ32 and ZBZ34) (continued)					
Language	Color of background	Marking	Sold in lots of	Unit Reference	Weight kg/lb
English	Black or Red (1)	AUTO-HAND	10	ZBY02364	0.001/0.002
		AUTO-O-HAND	10	ZBY02385	0.001/0.002
		CLOSE	10	ZBY02314	0.001/0.002
		DOWN	10	ZBY02308	0.001/0.002
		FAST	10	ZBY02328	0.001/0.002
		FORWARD	10	ZBY02305	0.001/0.002
		HAND	10	ZBY02316	0.001/0.002
		HAND-OFF-AUTO	10	ZBY02387	0.001/0.002
		INCH	10	ZBY02321	0.001/0.002
		LEFT	10	ZBY02310	0.001/0.002
		OFF	10	ZBY02312	0.001/0.002
		OFF-ON	10	ZBY02367	0.001/0.002
		ON	10	ZBY02311	0.001/0.002
		OPEN	10	ZBY02313	0.001/0.002
		POWER ON	10	ZBY02326	0.001/0.002
		RESET (Red background)	10	ZBY02323	0.001/0.002
		RESET (Black background)	10	ZBY02322	0.001/0.002
		REVERSE	10	ZBY02306	0.001/0.002
		RIGHT	10	ZBY02309	0.001/0.002
		RUN	10	ZBY02334	0.001/0.002
		SLOW	10	ZBY02327	0.001/0.002
		START	10	ZBY02303	0.001/0.002
		STOP-START	10	ZBY02366	0.001/0.002
UP	10	ZBY02307	0.001/0.002		
	Red	EMERGENCY STOP	10	ZBY02330 (2)	0.001/0.002

(1) "Start" functions: White letters on Black background. "Stop" functions: White letters on Red background (unless otherwise specified above).

(2) For complying with EN/ISO 13850 standard, paragraph 4.4.6., Emergency stop function logo  has been added.



## 8 x 27 mm marked legends (for 30 x 40 mm legend holders ZBZ32 and ZBZ34) (continued)

Language	Color of background	Marking	Sold in lots of	Unit Reference	Weight kg/lb
German	Black or Red (1)	AB	10	ZBY02208	0.001/0.002
		AUF	10	ZBY02207	0.001/0.002
		AUS	10	ZBY02204	0.001/0.002
		AUS-EIN	10	ZBY02266	0.001/0.002
		AUS-IN BETRIEB	10	ZBY02267	0.001/0.002
		AUS-RÜCKSTELLUNG	10	ZBY02233	0.001/0.002
		AUSSCHALTEN	10	ZBY02232	0.001/0.002
		AUTO-HAND	10	ZBY02364	0.001/0.002
		AUTO-O-HAND	10	ZBY02385	0.001/0.002
		AUTOZYKL-HAND	10	ZBY02299	0.001/0.002
		AUTOZYKL- 1 ZYKL	10	ZBY02298	0.001/0.002
		C-P-C-NORMAL	10	ZBY02265	0.001/0.002
		EIN	10	ZBY02203	0.001/0.002
		EINSCHALTEN	10	ZBY02231	0.001/0.002
		HAND	10	ZBY02316	0.001/0.002
		LANGSAM	10	ZBY02227	0.001/0.002
		LINKS	10	ZBY02210	0.001/0.002
		NOT-AUS (Red background)	10	ZBY02230	0.001/0.002
		ÖFFNEN	10	ZBY02213	0.001/0.002
		RECHTS	10	ZBY02209	0.001/0.002
		RÜCKSTELLUNG	10	ZBY02223	0.001/0.002
		SCHLIESSEN	10	ZBY02214	0.001/0.002
		SCHNELL	10	ZBY02228	0.001/0.002
		SPANNUNG EIN	10	ZBY02226	0.001/0.002
		STEUERUNG AUS	10	ZBY02212	0.001/0.002
		STEUERUNG EIN	10	ZBY02211	0.001/0.002
		STÖRUNG (Black background)	10	ZBY02234	0.001/0.002
		STÖRUNG (Red background)	10	ZBY02235	0.001/0.002
		VOR	10	ZBY02205	0.001/0.002
		VOR-O-ZURÜCK	10	ZBY02284	0.001/0.002
		ZURÜCK	10	ZBY02206	0.001/0.002
		ZYKLUS-HAND	10	ZBY02297	0.001/0.002
		ZYKLUSSTART	10	ZBY02295	0.001/0.002
		Red		NOT-HALT	10
Yellow		NOT-HALT	10	ZBY022420001 (2)	0.001/0.002

## Sheets of peel-off legends (with backing board and protective transparent cover)

Description	For use with	Sold in lots of	Unit reference	Weight kg/lb
Sheet of 76 legends 8 x 27 mm/0.315 x 1.063 in.	30 x 40 mm/1.181 x 1.575 in. legend holder ZBZ32 and ZBZ34	10	ZBY4100	0.043/0.095

(1) "Start" functions: White letters on Black background. "Stop" functions: White letters on Red background (unless otherwise specified above).


(2) For complying with EN/ISO 13850 standard, paragraph 4.4.6., Emergency stop function logo  has been added.

DG121264

SCHNELL

ZBY02228

814309



ZBY4100

# Control and signaling units

## Harmony XB4 metal

Legend holders for 18 x 27 mm legends

18 x 27 mm legends for engraving or printing

Legend holders for flush mounted heads

XB5\_633\_CPMFS18580



ZBZ33

XB5\_633\_CPMFS18576



ZBY6101

XB5\_633\_CPMFS18576

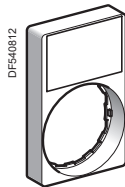


ZBY6140

DF540811



ZBZ35



ZBY6H10●

### Standard 30 x 50 mm legend holders for 18 x 27 mm legends

Description	Color of background	Sold in lots of	Unit reference	Weight kg/lb
Without legend	–	10	ZBZ33	0.001/0.002
With blank legend	Black or Red	10	ZBY6101	0.002/0.004
	White or Yellow	10	ZBY6102	0.002/0.004
	Yellow	10	ZBY6140 (1)	0.002/0.004

### 30 x 50 mm legend holder (flush mounting with bezel) for 18 x 27 mm legends

Description	Color of background	Sold in lots of	Unit reference	Weight kg/lb
Without legend	–	10	ZBZ35	0.003/0.007
With blank legend	Black or Red	10	ZBY6H101	0.004/0.009
	White or Yellow	10	ZBY6H102	0.004/0.009

### 18 x 27 mm legends for engraving (for 30 x 50 mm legend-holders)

Description	Language	Marking	Sold in lots of	Unit reference	Weight kg/lb
Black or Red background	–	Without	10	ZBY5101	0.001/0.002
White or Yellow background	–	Without	10	ZBY5102	0.001/0.002
Yellow background	International		10	ZBY6140 (1)	0.001/0.002
	French	ARRET D'URGENCE	10	ZBY55130 (1)	0.001/0.002
	English	EMERGENCY STOP	10	ZBY55330 (1)	0.001/0.002

### Sheets of peel-off legends (with backing board and protective transparent cover)

Description	For use with	Sold in lots of	Unit reference	Weight kg/lb
Sheet of 40 18 x 27 mm / 0.709 x 1.063 in. legends	30 x 50 mm / 1.181 x 1.968 in. legend holder ZBZ33 and ZBZ35	10	ZBY5100	0.044/0.097

### Standard 40 x 50 mm legend holders for 8 x 27 mm legends - for flush mounted heads

Description	Color	Sold in lots of	Unit Reference	Weight kg/lb
Without legend	–	10	ZBZF32	0.001/0.002
With blank legend (for engraving)	Black or red	10	ZBYF2101	0.002/0.004
	White or yellow	10	ZBYF4101	0.002/0.004

### Standard 40 x 60 mm legend holders for 18 x 27 mm legends - for flush mounted heads

Description	Color	Sold in lots of	Unit Reference	Weight kg/lb
Without legend	–	10	ZBZF33	0.002/0.004
With blank legend (for engraving)	Black or red	10	ZBYF6101	0.002/0.004
	White or yellow	10	ZBYF6102	0.002/0.004

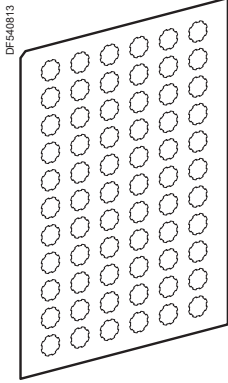
(1) For complying with EN/ISO 13850 standard, paragraph 4.4.6., Emergency stop function logo has been added.

# Control and signaling units

## Harmony XB4 metal

Legends, for insertion, for printing, pre-printed, circular legends

Bellows for harsh environment



ZBY1101

### Legends for XB4B pushbuttons, illuminated pushbuttons and pilot lights

Description	Language	Marking	Sold in lots of	Unit reference	Weight kg/lb
Sheets of 66 circular peel-off, transparent, self-adhesive legends	-	Without	10	ZBY1101	0.017/0.037
Strips of 66 circular peel-off, transparent, self-adhesive legends	International	O	10	ZBY1146	0.017/0.037
		I	10	ZBY1147	0.017/0.037
		II	10	ZBY1148	0.017/0.037
		III	10	ZBY1149	0.017/0.037
		STOP	10	ZBY1304	0.017/0.037
		↑	10	ZBY1912	0.017/0.037
	French	ARRET	10	ZBY1104	0.017/0.037
		ARRIERE	10	ZBY1106	0.017/0.037
		AUTO	10	ZBY1115	0.017/0.037
		AVANT	10	ZBY1105	0.017/0.037
		DESCENTE	10	ZBY1108	0.017/0.037
		MAIN	10	ZBY1116	0.017/0.037
		MARCHE	10	ZBY1103	0.017/0.037
		MONTEE	10	ZBY1107	0.017/0.037
	English	HAND	10	ZBY1316	0.017/0.037
		OFF	10	ZBY1312	0.017/0.037
ON		10	ZBY1311	0.017/0.037	
START		10	ZBY1303	0.017/0.037	
German	AB	10	ZBY1208	0.017/0.037	
	AUF	10	ZBY1207	0.017/0.037	
	AUS	10	ZBY1204	0.017/0.037	
	EIN	10	ZBY1203	0.017/0.037	
	ZU	10	ZBY1214	0.017/0.037	
Sheets of circular peel-off, transparent, self adhesive legends	IEC Symbol(1)	10	ZBYIEC60417N1	0.017/0.037	
	ISO Symbol(1)	10	ZBYISO7000N1	0.017/0.037	
	Free Text (1)	10	ZBYTEXT1	0.017/0.037	




ZBZ48

### Bellows for harsh environment

For use in	Material	Color	Sold in lots of	Reference	Weight kg/lb
Environment subject to humidity, dust, high pressure cleaning, etc.	Silicone	Red	2	ZBZ48	0.009/0.020

(1) For IEC, ISO symbols or free text, please contact our Customer Care Center

XB4\_632\_CPSVA18028



ZBYLEG304000

XB4\_632\_CPSVA18028



ZBYLEG304001

XB4\_632\_CPSVA18028



ZBYLEG503001

### Legend panels <sup>(1)</sup>

Template size mm/in.	Unit Reference	Weight kg/lb
<b>Unmarked templates</b>		
100 x 100/3.93 x 3.93	ZBYLEG101000	0.010/0.022
200 x 100/7.87 x 3.93	ZBYLEG201000	0.010/0.022
300 x 100/11.81 x 3.93	ZBYLEG301000	0.010/0.022
300 x 200/11.81 x 7.87	ZBYLEG302000	0.030/0.066
300 x 300/11.81 x 11.81	ZBYLEG303000	0.030/0.066
300 x 400/11.81 x 15.74	ZBYLEG304000	0.030/0.066
400 x 100/15.74 x 3.93	ZBYLEG401000	0.010/0.022
400 x 200/15.74 x 7.87	ZBYLEG402000	0.050/0.110
500 x 100/19.68 x 3.93	ZBYLEG501000	0.030/0.066
500 x 200/19.68 x 7.87	ZBYLEG502000	0.050/0.110
500 x 300/19.68 x 11.81	ZBYLEG503000	0.050/0.110
500 x 400/19.68 x 15.74	ZBYLEG504000	0.050/0.110
<b>Marked templates</b>		
100 x 100/3.93 x 3.93	ZBYLEG101001	0.010/0.022
200 x 100/7.87 x 3.93	ZBYLEG201001	0.010/0.022
300 x 100/11.81 x 3.93	ZBYLEG301001	0.010/0.022
300 x 200/11.81 x 7.87	ZBYLEG302001	0.030/0.066
300 x 300/11.81 x 11.81	ZBYLEG303001	0.030/0.066
300 x 400/11.81 x 15.74	ZBYLEG304001	0.030/0.066
400 x 100/15.74 x 3.93	ZBYLEG401001	0.010/0.022
400 x 200/15.74 x 7.87	ZBYLEG402001	0.050/0.110
500 x 100/19.68 x 3.93	ZBYLEG501001	0.030/0.066
500 x 200/19.68 x 7.87	ZBYLEG502001	0.050/0.110
500 x 300/19.68 x 11.81	ZBYLEG503001	0.050/0.110
500 x 400/19.68 x 15.74	ZBYLEG504001	0.050/0.110

<sup>(1)</sup> To add customized markings on these references through web customization tool, see page 5

# Control and signaling units

## Harmony XB4 metal

### Circular yellow legends

#### Circular yellow legends for mushroom head pushbuttons

Used for "Emergency stop" function (1)

Diameter mm/in.	Conforming to standards	Marking on Yellow background	Sold in lots of	Unit Reference	Weight kg/lb
Ø 60 mm/2.362 in.	EN/IEC 60204-1	-	5	ZBY9121	0.007/0.015
		EMERGENCY STOP	5	ZBY9320	0.007/0.015
		ARRET D'URGENCE	5	ZBY9120	0.007/0.015
		NOT-HALT	5	ZBY9220	0.007/0.015
		PARADA DE EMERGENCIA	5	ZBY9420	0.007/0.015
		ARRESTO DI EMERGENZA	5	ZBY9620	0.007/0.015
90/3.543	EN/IEC 60204-1 and EN/ISO 13850	-	10	ZBY8140	0.008/0.018
		ARRET D'URGENCE	10	ZBY8130	0.008/0.018
		EMERGENCY STOP	10	ZBY8330	0.008/0.018
		NOT-HALT	10	ZBY8230	0.008/0.018
		PARADA DE EMERGENCIA	10	ZBY8430	0.008/0.018
		ARRESTO DE EMERGENZA	10	ZBY8630	0.008/0.018



ZBY9320



ZBY9360

Used for "Emergency switching off" function

60/2.362	EN/IEC 60204-1	-	10	ZBY9101	0.004/0.009
		COUPURE D'URGENCE	10	ZBY9160	0.004/0.009
		EMERGENCY SWITCHING OFF	10	ZBY9360	0.004/0.009
		NOT-AUS	10	ZBY9260	0.004/0.009
		DESCONEXION DE EMERGENCIA	10	ZBY9460	0.004/0.009
		INTERRUZIONE DI EMERGENZA	10	ZBY9660	0.004/0.009
90/3.543	EN/IEC 60204-1	-	10	ZBY8101	0.008/0.018
		COUPURE D'URGENCE	10	ZBY8160	0.008/0.018
		EMERGENCY SWITCHING OFF	10	ZBY8360	0.008/0.018
		NOT-AUS	10	ZBY8260	0.008/0.018
		DESCONEXION DE EMERGENCIA	10	ZBY8460	0.008/0.018
		INTERRUZIONE DI EMERGENZA	10	ZBY8660	0.008/0.018

(1) For complying with EN/ISO 13850 standard, paragraph 4.4.6., Emergency stop function logo  has been added.

## Control and signaling units

## Harmony XB4 metal

## Illuminated rings for Emergency stop



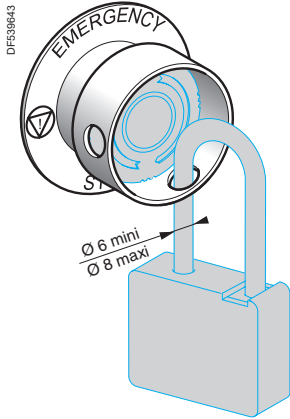
ZBY9W2B330



ZBY9W3B140

Illuminated rings for Emergency stop (1)							
Description	Marking	Signaling	Supply voltage	Color	Sold in lots of	Reference	Weight kg/lb
Ø 60 mm/2.362 in. illuminated ring for Emergency stop	EMERGENCY STOP	Fixed, red	24 V ~	Yellow	1	ZBY9W2B330	0.031/0.068
	ARRET D'URGENCE	Fixed, red	24 V ~	Yellow	1	ZBY9W2B130	0.031/0.068
	NOT HALT	Fixed, red	24 V ~	Yellow	1	ZBY9W2B230	0.031/0.068
	PARADA DE EMERGENCIA	Fixed, red	24 V ~	Yellow	1	ZBY9W2B430	0.031/0.068
	ARRESTO DI EMERGENZA	Fixed, red	24 V ~	Yellow	1	ZBY9W2B630	0.031/0.068
	-	Fixed, red	24 V ~	Yellow	1	ZBY9W2B140	0.031/0.068
	EMERGENCY STOP	Fixed, red	120 V ~	Yellow	1	ZBY9W2G330	0.031/0.068
	ARRET D'URGENCE	Fixed, red	120 V ~	Yellow	1	ZBY9W2G130	0.031/0.068
	NOT HALT	Fixed, red	120 V ~	Yellow	1	ZBY9W2G230	0.031/0.068
	PARADA DE EMERGENCIA	Fixed, red	120 V ~	Yellow	1	ZBY9W2G430	0.031/0.068
	ARRESTO DI EMERGENZA	Fixed, red	120 V ~	Yellow	1	ZBY9W2G630	0.031/0.068
	-	Fixed, red	120 V ~	Yellow	1	ZBY9W2G140	0.031/0.068
	EMERGENCY STOP	Fixed, red	230 V ~	Yellow	1	ZBY9W2M330	0.031/0.068
	ARRET D'URGENCE	Fixed, red	230 V ~	Yellow	1	ZBY9W2M130	0.031/0.068
	NOT HALT	Fixed, red	230 V ~	Yellow	1	ZBY9W2M230	0.031/0.068
	PARADA DE EMERGENCIA	Fixed, red	230 V ~	Yellow	1	ZBY9W2M430	0.031/0.068
ARRESTO DI EMERGENZA	Fixed, red	230 V ~	Yellow	1	ZBY9W2M630	0.031/0.068	
-	Fixed, red	230 V ~	Yellow	1	ZBY9W2M140	0.031/0.068	
EMERGENCY STOP	Fixed, red + white	24 V ~	Yellow	1	ZBY9W3B330	0.031/0.068	
ARRET D'URGENCE	Fixed, red + white	24 V ~	Yellow	1	ZBY9W3B130	0.031/0.068	
NOT HALT	Fixed, red + white	24 V ~	Yellow	1	ZBY9W3B230	0.031/0.068	
PARADA DE EMERGENCIA	Fixed, red + white	24 V ~	Yellow	1	ZBY9W3B430	0.031/0.068	
ARRESTO DI EMERGENZA	Fixed, red + white	24 V ~	Yellow	1	ZBY9W3B630	0.031/0.068	
-	Fixed, red + white	24 V ~	Yellow	1	ZBY9W3B140	0.031/0.068	

(1) For compliance with standard EN/ISO 13850, paragraph 4.4.6, the Emergency Stop function logo has been added.



ZBZ3605



XB4\_032\_CPF-IR18307

ZBY9330T



XB4\_032\_CPF-IR18297

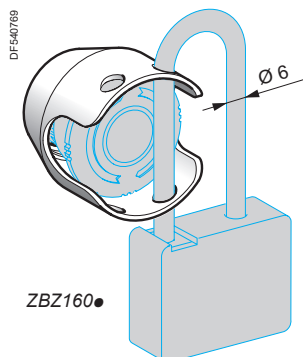
ZBY9360T

### Accessories for mushroom head pushbuttons

Description	Exclusive use with the following Ø 40 mm/1.575 in. trigger action pushbuttons	Color	Reference	Weight kg/lb
<b>Padlocking kit</b> (1) (2) For Emergency stop (3) and Emergency switching off function (4), (padlockable)	XB4BS844●, XB4BS9445, ZB4BS844, ZB4BS944●.	Yellow	<b>ZBZ3605</b>	0.045/0.099

Description	Marking	Color	Sold in lots of	Reference	Weight kg/lb
Ø 60 mm/2.362 in. legend for padlocking device <b>ZBZ3605</b> For Emergency stop function (3)	Without	Yellow	10	<b>ZBY9140T</b>	0.004/0.009
	ARRET D'URGENCE	Yellow	10	<b>ZBY9130T</b>	0.004/0.009
	EMERGENCY STOP	Yellow	10	<b>ZBY9330T</b>	0.004/0.009
	NOT-HALT	Yellow	10	<b>ZBY9230T</b>	0.004/0.009
Ø 60 mm/2.362 in. legend for padlocking device <b>ZBZ3605</b> For Emergency switching off function (4)	Without	Yellow	10	<b>ZBY9101T</b>	0.004/0.009
	COUPURE D'URGENCE	Yellow	10	<b>ZBY9160T</b>	0.004/0.009
	EMERGENCY SWITCHING OFF	Yellow	10	<b>ZBY9360T</b>	0.004/0.009
	NOT-AUS	Yellow	10	<b>ZBY9260T</b>	0.004/0.009

- (1) Standard circular legends are not compatible with this product. Use special legends **ZBY9●●●T**.  
 (2) No isolation function is possible when this guard is fitted.  
 (3) For conformity with standards EN/IEC 60204-1 and EN/ISO 13850.  
 (4) For conformity with standard EN/IEC 60204-1.



## Accessories for mushroom head pushbuttons

Description	Exclusive use with the following Ø 40 mm/1.575 in. trigger action pushbuttons	Color	Reference	Weight kg/lb
<b>Metal guards</b> For Emergency stop and Emergency switching off function Padlockable (1)	XB4BT8●, XB4BS8●, XB4BS9●, ZB4BT8●, ZB4BS8●, ZB4BS9●.	Chromium plated	<b>ZBZ1600</b>	0.046/0.101
		Black	<b>ZBZ1602</b>	0.046/0.101
		Red	<b>ZBZ1604</b>	0.046/0.101
		Yellow	<b>ZBZ1605</b>	0.046/0.101
		Blue	<b>ZBZ1606</b>	0.046/0.101



ZBZ1605

## Circular yellow legends for metal guard ZBZ160●

Description	Marking	Color	Sold in lots of	Reference	Weight kg/lb
<b>for Emergency stop function</b>					
Ø 60 mm/2.362 in. legend for metal guard ZBZ160●	Without	Yellow	10	<b>ZBY9140M</b>	0.004/0.009
	ARRET D'URGENCE	Yellow	10	<b>ZBY9130M</b>	0.004/0.009
	EMERGENCY STOP	Yellow	10	<b>ZBY9330M</b>	0.004/0.009
	NOT-HALT	Yellow	10	<b>ZBY9230M</b>	0.004/0.009
	PARADA DE EMERGENZA	Yellow	10	<b>ZBY9430M</b>	0.004/0.009
	NOODSTOP	Yellow	10	<b>ZBY9530M</b>	0.004/0.009
	ARRESTO DI EMERGENZA	Yellow	10	<b>ZBY9630M</b>	0.004/0.009
	NODSTOPP	Yellow	10	<b>ZBY9730M</b>	0.004/0.009
	NODSTOP	Yellow	10	<b>ZBY9830M</b>	0.004/0.009
<b>for Emergency switching off function</b>					
Ø 60 mm/2.362 in. legend for metal guard ZBZ160●	Without	Yellow	10	<b>ZBY9101M</b>	0.004/0.009
	COUPURE D'URGENCE	Yellow	10	<b>ZBY9160M</b>	0.004/0.009
	EMERGENCY SWITCHING OFF	Yellow	10	<b>ZBY9360M</b>	0.004/0.009
	NOT-AUS	Yellow	10	<b>ZBY9260M</b>	0.004/0.009
	DESCONEXION DE EMERGENCIA	Yellow	10	<b>ZBY9460M</b>	0.004/0.009
	INTERRUZIONE DI EMERGENZA	Yellow	10	<b>ZBY9660M</b>	0.004/0.009



ZBY9330M




ZBY9360M

(1) No isolation function is possible when this guard is fitted.





ZBZ2102




ZB4BZ1905



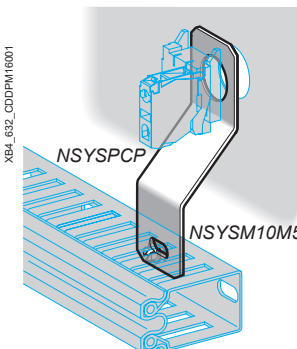
ZB4BZ2005



ZB4BZ64



ZBZ58



#### Other accessories

Description	For use with	Color	Reference	Weight kg/lb
Plastic guard	Selector switches and key switches	Black	<b>ZBZ2102</b>	0.005/0.011
		Yellow Round guard 2.5 in./ 63.5 mm	<b>ZB4BZ1905</b>	0.005/0.011
		Yellow Round guard 3.0 in./ 76.2 mm	<b>ZB4BZ2105</b>	0.005/0.011
Padlockable flaps	Pushbuttons	Yellow Narrow flange guard	<b>ZB4BZ2005</b>	0.005/0.011
		Black	<b>ZB4BZ62</b>	0.076/0.168
		Red	<b>ZB4BZ64</b>	0.076/0.168
		Yellow	<b>ZB4BZ65</b>	0.076/0.168
		Blue	<b>ZB4BZ66</b>	0.076/0.168

Description	Material	For use with	Color	Sold in lots of	Unit reference	Weight kg/lb
Bellows seals for harsh environments (environments subject to humidity, dust, high-pressure cleaning, etc.) (1)	Silicone	Other functions	Black	2	<b>ZBZ28</b>	0.009/0.020
			Yellow	2	<b>ZBZ58</b>	0.009/0.020

Description	Application	Sold in lots of	Unit reference	Weight kg/lb
Cable ducting support	Attached beneath head	10	<b>NSYSPCP</b>	0.030/0.066
M5 x 10 screw, with hexagonal slotted head	For attaching cable ducting	100	<b>NSYSM10M5HP</b>	0.003/0.007
Support	For pushbuttons, switches and pilot lights	1	<b>DX1AP52</b>	0.160/0.353
Boot for contact block ZBE10● and ZBE10●3 (2)	For protection against dusty environment	1	<b>ZBZ60</b>	0.098/0.216

(1) Only when mounted on control stations. Use legends **ZBY9●●●T**.  
 (2) Restriction on use: Refer to the product instruction sheet on the Schneider Electric website, Harmony XB4 page.




ZB4SZ3



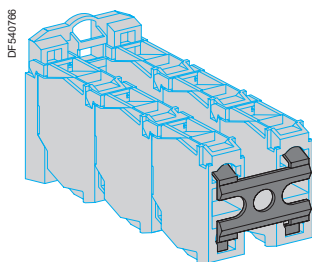
ZB4BZ007



ZBSP2



ZB4BZ021

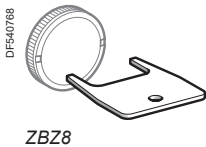
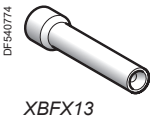


ZBZ007

## Other accessories (continued)

Description	For use with	Color	Sold in lots of	Unit reference	Weight kg/lb
Metal circular blanking plug (1)	Ø 22 mm/0.866 in. control and signaling units	Chromium plated	10	ZB4SZ3	0.023/0.051
		Black	10	ZB4SZ37	0.023/0.051
Flush mounted metal circular blanking plug	Ø 30 mm/1.181 in. flush mounted control and signaling units	Chromium plated	10	ZB4FSZ3	0.070/0.154
Plastic blanking plug (with fixing nut)	Ø 22 mm/0.866 in. control and signaling units	Black	10	ZB5SZ3	0.009/0.020
		Chromium plated	50	ZB4BZ007	0.010/0.022
Liquid spray protective washer to be fitted under the head	Ø 22 mm/0.866 in. control and signaling units	Black	50	ZB4BZ0077	0.010/0.022
		Chromium plated	10	ZB4FBZ007	0.003/0.006
Spacer for metal flush offer	Ø 30mm/1.181 in. flush mounted control and signaling units	Chromium plated	10	ZB4FBZ010	0.003/0.006
Plastic protection cover IP65/IP67	Ø 22 mm/0.866 in. USB and RJ45 ports	Black	10	ZBSP1	0.002/0.004
Rigid plastic protection cover IP65/IP67	Ø 22 mm/0.866 in. USB and RJ45 ports	Transparent	1	ZBSP2	0.006/0.013
Metal protection cover IP65/IP67/IP69K	Ø 22 mm/0.866 in. USB and RJ45 ports	Silver	1	ZBSP3	0.010/0.022
Ø 30 mm/1.181 in. Flush mounting kit for pushbuttons and pilot lights	Pushbutton ZB4B● with head mounted flush with bezel	Chromium plated	1	ZB4BZ021	0.019/0.042
Ø 30 mm/1.181 in. Flush mounting kit for selector switches and illuminated pushbuttons	Pushbutton ZB4B● with head mounted flush with bezel	Chromium plated	1	ZB4BZ022	0.021/0.046
Ø 30 mm/1.181 in. Flush mounting kit for pushbuttons and pilot lights	Pushbutton ZB4B● with head mounted flush with bezel	Metal black	1	ZB4BZ0217	0.019/0.042
Ø 30 mm/1.181 in. Flush mounting kit for selector switches and illuminated pushbuttons	Pushbutton ZB4B● with head mounted flush with bezel	Metal black	1	ZB4BZ0227	0.021/0.046
Adapter (Ø 30 to Ø 22 mm/1.181 to 0.866 in. reducer)	All pushbuttons	Chromium plated	1	ZB4BZ012	0.023/0.051
Plastic clips	2 or 3 levels of contact blocks ZBE10● in high vibration environment	–	10	ZBZ007	0.001/0.002
Dummy contact block	Contact blocks ZBE10● and transformer blocks ZBV5B	–	5	ZBE000	0.006/0.0123
Set of tabs for Faston connection	Contact blocks ZBE10● and light blocks ZBV●	–	10	ZBZ003	0.001/0.002

(1) Body/fixing collar **ZB4BZ009** required for mounting to be ordered separately (see page 79).



## Bulbs with BA 9s base fitting and associated accessories

Description	Characteristics	Color	Sold in lots of	Unit reference	Weight kg/lb
LEDs	24 V ~	White	1	DL1CJ0241	0.002/0.004
		Green	1	DL1CJ0243	0.002/0.004
		Red	1	DL1CJ0244	0.002/0.004
		Orange	1	DL1CJ0245	0.002/0.004
		Blue	1	DL1CJ0246	0.002/0.004
	48 V ~	Green	1	DL1CJ0483	0.002/0.004
		Red	1	DL1CJ0484	0.002/0.004
		Orange	1	DL1CJ0485	0.002/0.004
	6 V - 1.2 W	White	1	DL1CD0061	0.002/0.004
		Green	1	DL1CD0063	0.002/0.004
		Red	1	DL1CD0064	0.002/0.004
		Orange	1	DL1CD0065	0.002/0.004
		Blue	1	DL1CD0066	0.002/0.004
Incandescent bulbs	6 V - 1.2 W	–	10	DL1CB006	0.002/0.004
	24 V - 2 W	–	10	DL1CE024	0.002/0.004
	120...130 V 2.4 W	–	10	DL1CE130	0.002/0.004
Neon bulbs	120...130 V	–	10	DL1CF110	0.002/0.004
	230...240 V	–	10	DL1CF220	0.002/0.004
Bulb extractor	–	–	1	XBFX13	0.005/0.011
Lens cap tightening tool	Illuminated pushbuttons, with flush push	–	1	ZBZ8	0.009/0.020

## Other accessories

Description	Characteristics	Color	Sold in lots of	Unit reference	Weight kg/lb
Anti-rotation plate for flush mounted heads	Selector switches heads ZB4F		10	ZB5FAZ902	0.008/0.018



ZBG455



ZBDLU1



ZBG455P



ZBGP



ZBDD2

## Replacement keys

Description	Key number	Reference	Weight kg/lb
<b>For latching mushroom head pushbuttons and selector switches</b>			
Sets of 2 keys	455	ZBG455	0.013/0.029
	421E	ZBG421E	0.014/0.031
	458A	ZBG458A	0.014/0.031
	520E	ZBG520E	0.014/0.031
	3131A	ZBG3131A	0.014/0.031
	4A185	ZBDA185	0.014/0.031
	LU1	ZBDLU1	0.014/0.031
	LU2	ZBDLU2	0.014/0.031
	LU3	ZBDLU3	0.014/0.031
	LU4	ZBDLU4	0.014/0.031
	LU5	ZBDLU5	0.014/0.031
	LU6	ZBDLU6	0.014/0.031
	LU7	ZBDLU7	0.014/0.031
	LU8	ZBDLU8	0.014/0.031
	LU9	ZBDLU9	0.014/0.031
	LU10	ZBDLU10	0.014/0.031
	LU11	ZBDLU11	0.014/0.031
	LU12	ZBDLU12	0.014/0.031
	LU13	ZBDLU13	0.014/0.031
	LU14	ZBDLU14	0.014/0.031
	8D1	ZBD8D1	0.014/0.031
	Specific key	ZBGK (1)	0.014/0.031

## For booted selector switches

Sets of 2 keys, one of which supplied booted (rubber boot)	455	ZBG455P	–
	421E	ZBG421EP	–
	458A	ZBG458AP	–
	520E	ZBG520EP	–
	3131A	ZBG3131AP	–

## Accessory for key switches (2)


Description	Function	Reference	Weight kg/lb
Keyhole cover (rubber boot)	Protection of lock barrel when no key inserted in lock	ZBGP	0.005/0.011

## Boot for standard handle











Description	For use with	Sold in lots of	Unit reference	Weight kg/lb
Boot for standard handle	ZB4BD●● and ZB5AD●●	10	ZBDD2	0.005/0.011

(1) Key number to be added when ordering.

(2) Not compatible with products with key TEC10.

Type of products	Pilot lights	Pushbuttons, selector switches and pilot lights			Biometric switches
					
					
					
					
<b>Description of range</b>	<ul style="list-style-type: none"> <li>LED pilot lights</li> </ul>	<ul style="list-style-type: none"> <li>Pushbuttons</li> <li>Multiple-headed pushbuttons</li> <li>Emergency Stop pushbuttons</li> <li>Selector switches and key switches</li> <li>Illuminated pushbuttons</li> <li>Pilot lights</li> <li>Flush mounted Pushbuttons, Selector switches, and Pilot lights (1)</li> </ul>			<ul style="list-style-type: none"> <li>Fingerprint readers 24V ~</li> <li>Stand-alone biometric switches</li> <li>Stand-alone USB biometric switches</li> <li>USB biometric switches dedicated to Schneider HMI (2)</li> </ul>
<b>Features</b>	<b>Products</b>	Monolithic, compact, low consumption			Monolithic
	<b>Bezel</b>	Double insulated	Double insulated (4)	Metal, chromium plated or black	Double insulated
	<b>Shape of head</b>	Circular	Circular, square or rectangular	Circular	Circular or square
<b>Drilling or cut-out for fixing</b>		Ø 8 mm and Ø 12 mm/0.315 in. and 0.472 in.	Ø 16 mm/0.630 in.	Ø 22 mm/0.866 in. Ø 30 mm/1.181 in. (for flush mounted control & signaling units)	Ø 22 mm/0.866 in.
<b>Degree of protection</b>	Conforming to IEC 60529	IP 40 IP 65 with seal	IP 65	IP 66, IP 67, IP 69, and IP 69K	IP 65 (control button)
	Conforming to UL 508 and CSA C22-2 No. 14	–	Enclosure type 4, 4X and 13		Enclosure type 12
<b>Cabling</b>		Tags for 2.8 x 0.5 mm/0.110 x 0.020 in. connectors or threaded connector	Faston connectors Solder pins for printed circuit boards (4) Fast connector socket (5)	Spring clamp terminal connections Screw clamp terminal connections Faston connectors Connector with adapter for printed circuit board	Cable or connectors
<b>Mounting</b>	Panel thickness	1...8 mm/0.039...0.315 in.	1...6 mm/0.039...0.236 in.		
<b>Type references</b>		XVLA	XB6, XB6E	<b>XB4</b>	XB5
					XB5S

(1) Flush mounted control & signaling units are available only for Harmony XB5 range.  
 (2) Compatible with Magelis iPC, STU, OT, GXO, GT (except GT1000 series), GK, GH, and GTO models.  
 (3) Wireless and batteryless pushbutton and receiver ready-paired at the factory.

Wireless and batteryless pushbuttons	Pushbuttons, selector switches and pilot lights	Joystick controllers	Pushbuttons, selector switches and pilot lights	Cam switches	
					
					
					
					
<b>Description of range</b>	<ul style="list-style-type: none"> <li>Wireless and batteryless pushbuttons and rope pull switch</li> <li>Configurable receivers</li> <li>Access point</li> <li>Relay-antenna</li> <li>Mobile handy box or plastic boxes for wall mounting</li> </ul>	<ul style="list-style-type: none"> <li>Pushbuttons</li> <li>Emergency Stop and Emergency switching off pushbuttons</li> <li>Selector switches and key switches</li> <li>Illuminated pushbuttons</li> <li>Pilot lights</li> </ul>	<ul style="list-style-type: none"> <li>2 or 4 direction</li> <li>Stay put or spring return</li> </ul>	<ul style="list-style-type: none"> <li>Pushbuttons</li> <li>Emergency Stop buttons</li> <li>Selector switches and key switches</li> <li>Illuminated pushbuttons</li> <li>Pilot lights</li> </ul>	<ul style="list-style-type: none"> <li>Switches</li> <li>Stepping switches</li> <li>Reversing and changeover switches</li> <li>Ammeter switches</li> <li>Voltmeter switches</li> <li>Reversing switches</li> <li>Star-delta and reversing star-delta switches</li> <li>Pole change switches</li> </ul>
<b>Features</b>	<b>Products</b>	Ready-to-use packs (3) and "components" range	Monolithic	Complete units or sub-assemblies (body + head with lever)	Complete units or sub-assemblies (body + head)
	<b>Bezel</b>	Metal, chromium plated or double insulated, black	Double insulated, dark grey (or white for pilot lights)	Metal, chromium plated	Double insulated, black
	<b>Shape of head</b>	Transmitter with circular head	Circular	Circular	Hexagonal
<b>Drilling or cut-out for fixing</b>		Ø 22 mm/0.866 in.			Ø 30 mm/1.181 in.
<b>Degree of protection</b>	Conforming to IEC 60529	IP 65	IP 65 (control buttons and pilot lights) IP 54 (Emergency switching off pushbuttons)	IP 65	IP 66
	Conforming to UL 508 and CSA C22-2 No. 14	Enclosure type 12	Enclosure type 3 (pushbuttons and Emergency stop) and 4 (pilot lights)	Enclosure type 4, 4X and 13	Enclosure type 4 and 13 (9001K) Enclosure type 4, 4X, 13 (9001SK)
<b>Cabling</b>		Wireless (transmitter) Through cable (receiver)	Screw and captive clamp terminal connections Faston clip connections (pilot lights)	Screw and captive clamp terminal connections	
<b>Mounting</b>	Panel thickness	1...6 mm/0.039...0.236 in.			0.5...6 mm/0.020...0.236 in. (depending on model)
<b>Type references</b>		XB5R, XB4R	XB7	XD4PA	XD2GA
				XD5PA	9001K, 9001SK
					K10, K1, K2, K30, K50, K63, K115, K150

(4) For Harmony XB6 only.  
 (5) For Harmony XB6E only.

<b>A</b>					
APE1C2150	81	XB4BD912R10K	72	XB4BV64	68
APE1C2250	81	XB4BD912R47K	72	XB4BV65	68
APE1PRE21	81	XB4BD912R100K	72	XB4BVB1	66
		XB4BD912R470K	72	XB4BVB3	66
		XB4BG03	56	XB4BVB4	66
DL1CB006	106	XB4BG21	56	XB4BVB5	66
DL1CD0061	106	XB4BG33	56	XB4BVB6	66
DL1CD0063	106	XB4BG41	56	XB4BVG1	66
DL1CD0064	106	XB4BG61	56	XB4BVG3	66
DL1CD0065	106	XB4BJ21	55	XB4BVG4	66
DL1CD0066	106	XB4BJ33	55	XB4BVG5	66
DL1CE024	106	XB4BJ53	55	XB4BVG6	66
DL1CE130	106	XB4BK123B5	58	XB4BVM1	66
DL1CF110	106	XB4BK123G5	58	XB4BVM3	66
DL1CF220	106	XB4BK123M5	58	XB4BVM4	66
DL1CJ0241	106	XB4BK124B5	58	XB4BVM5	66
DL1CJ0243	106	XB4BK124G5	58	XB4BVM6	66
DL1CJ0244	106	XB4BK124M5	58	XB4BW21B5	69
DL1CJ0245	106	XB4BK125B5	58	XB4BW21G5	69
DL1CJ0246	106	XB4BK125G5	58	XB4BW23B5	69
DL1CJ0483	106	XB4BK125M5	58	XB4BW23G5	69
DL1CJ0484	106	XB4BK133B5	58	XB4BW24B5	69
DL1CJ0485	106	XB4BK133G5	58	XB4BW24G5	69
DX1AP52	104	XB4BK133M5	58	XB4BW25B5	69
<b>N</b>		XB4BK134B5	58	XB4BW25G5	69
NSYSM10M5HP	104	XB4BK134G5	58	XB4BW26B5	69
NSYSPCP	104	XB4BK134M5	58	XB4BW26G5	69
<b>X</b>		XB4BK135B5	58	XB4BW28B5	69
XB4BA11	26	XB4BK135G5	58	XB4BW28G5	69
XB4BA21	26	XB4BK135M5	58	XB4BW31B5	30
XB4BA31	26	XB4BL42	27	XB4BW31G5	30
XB4BA42	26	XB4BL4325	29	XB4BW31M5	30
XB4BA51	26	XB4BL73415	40	XB4BW33B5	30
XB4BA61	26	XB4BP21	28	XB4BW33G5	30
XB4BA821	72	XB4BP31	28	XB4BW33M5	30
XB4BA822	72	XB4BP42	28	XB4BW34B5	30
XB4BA841	72	XB4BP51	28	XB4BW34G5	30
XB4BA842	72	XB4BP61	28	XB4BW34M5	30
XB4BA861	72	XB4BS8442	44	XB4BW35B5	30
XB4BA862	72	XB4BS8444	44	XB4BW35G5	30
XB4BA921	72	XB4BS8445	44	XB4BW35M5	30
XB4BA922	72	XB4BS9445	44	XB4BW36B5	30
XB4BA941	72	XB4BS84441	44	XB4BW36G5	30
XB4BA942	72	XB4BT842	44	XB4BW36M5	30
XB4BA961	72	XB4BT845	44	XB4BW3135	33
XB4BA962	72	XB4BV5B1	68	XB4BW3145	33
XB4BA3311	29	XB4BV5B3	68	XB4BW3165	33
XB4BA3341	29	XB4BV5B4	68	XB4BW3335	33
XB4BA3351	29	XB4BV5B5	68	XB4BW3345	33
XB4BA4322	29	XB4BV5B6	68	XB4BW3365	33
XB4BA711237	41	XB4BV31	68	XB4BW3435	33
XB4BA731327	41	XB4BV33	68	XB4BW3445	33
XB4BC21	42	XB4BV34	68	XB4BW3465	33
XB4BD21	54	XB4BV35	68	XB4BW3535	33
XB4BD25	54	XB4BV41	68	XB4BW3545	33
XB4BD33	54	XB4BV43	68	XB4BW3565	33
XB4BD41	54	XB4BV44	68	XB4BW73731B5	40
XB4BD53	54	XB4BV45	68	XB4BW73731G5	40
XB4BD912R1K	72	XB4BV61	68	XB4BW73731M5	40
XB4BD912R4K7	72	XB4BV63	68	XB4FA11	34
				XB4FA21	34
				XB4FA31	34
				XB4FA42	34
				XB4FA51	34
				XB4FA61	34
				XB4FA3311	36
				XB4FA3341	36
				XB4FA3351	36
				XB4FA4322	36
				XB4FD21	60
				XB4FD25	60
				XB4FD33	60
				XB4FD41	60
				XB4FD53	60
				XB4FG03	62
				XB4FG21	62
				XB4FG33	62
				XB4FG41	62
				XB4FG61	62
				XB4FJ21	61
				XB4FJ33	61
				XB4FJ53	61
				XB4FK123B5	64
				XB4FK123G5	64
				XB4FK123M5	64
				XB4FK124B5	64
				XB4FK124G5	64
				XB4FK124M5	64
				XB4FK125B5	64
				XB4FK125G5	64
				XB4FK125M5	64
				XB4FK133B5	64
				XB4FK133G5	64
				XB4FK133M5	64
				XB4FK134B5	64
				XB4FK134G5	64
				XB4FK134M5	64
				XB4FK135B5	64
				XB4FK135G5	64
				XB4FK135M5	64
				XB4FL42	35
				XB4FL4325	36
				XB4FVB1	70
				XB4FVB3	70
				XB4FVB4	70
				XB4FVB5	70
				XB4FVB6	70
				XB4FVG1	70
				XB4FVG3	70
				XB4FVG4	70
				XB4FVG5	70
				XB4FVG6	70
				XB4FVM1	70
				XB4FVM3	70
				XB4FVM4	70
				XB4FVM5	70
				XB4FVM6	70
				XB4FW31B5	37
				XB4FW31G5	37
				XB4FW31M5	37
				XB4FW33B5	37
				XB4FW33G5	37
				XB4FW33M5	37
				XB4FW34B5	37
				XB4FW34G5	37
				XB4FW34M5	37
				XB4FW35B5	37
				XB4FW35G5	37
				XB4FW35M5	37
				XB4FW36B5	37
				XB4FW36G5	37
				XB4FW36M5	37
				XB5DSB	73
				XB5DSG	73
				XB5DSM	73
				XB5DT1S	73
				XB5DTB22	73
				XB5DTB23	73
				XB5DTB24	73
				XB5DTB25	73
				XB5DTGM2	73
				XB5DTGM3	73
				XB5DTGM4	73
				XB5DTGM5	73
				XB5KS2B4	73
				XB5KS2B8	73
				XB5KS2G4	73
				XB5KS2G8	73
				XB5KS2M4	73
				XB5KS2M8	73
				XB5KSB	73
				XB5KSG	73
				XB5KSM	73
				XB5PRJ45	73
				XB5PUSB3	73
				XBFX13	106
				XD4PA12	74
				XD4PA14	74
				XD4PA22	74
				XD4PA24	74
				<b>Z</b>	
				ZB2BE101	76
				ZB2BE102	76
				ZB4BA0	26
				ZB4BA1	26
				ZB4BA2	26
				ZB4BA3	26
				ZB4BA4	26
				ZB4BA5	26
				ZB4BA6	26
				ZB4BA8	26
				ZB4BA9	26
				ZB4BA14	26
				ZB4BA16	28
				ZB4BA18	26
					31
				ZB4BA24	26
				ZB4BA26	28
				ZB4BA34	26
				ZB4BA36	28

ZB4BA38	26	ZB4BC34	42	ZB4BH01	50	ZB4BK1833	59	ZB4BS52	43
	31	ZB4BC44	42	ZB4BH1	50	ZB4BK1843	59	ZB4BS55	43
ZB4BA44	26	ZB4BC54	42	ZB4BH02	50	ZB4BK1853	59	ZB4BS62	43
ZB4BA46	28	ZB4BC64	42	ZB4BH2	50	ZB4BK1863	59	ZB4BS72	43
ZB4BA48	26	ZB4BC180	48	ZB4BH03	50	ZB4BK1883	59	ZB4BS834	45
	31	ZB4BC280	48	ZB4BH3	50	ZB4BL1	27	ZB4BS844	45
ZB4BA54	26	ZB4BC380	48	ZB4BH04	50	ZB4BL2	27	ZB4BS864	45
ZB4BA56	28	ZB4BC480	48	ZB4BH4	50	ZB4BL3	27	ZB4BS934	45
ZB4BA58	26	ZB4BC580	48	ZB4BH05	50	ZB4BL4	27	ZB4BS944	45
	31	ZB4BC680	48	ZB4BH5	50	ZB4BL5	27	ZB4BS964	45
ZB4BA64	26	ZB4BC780	48	ZB4BH06	50	ZB4BL6	27	ZB4BT2	43
ZB4BA66	28	ZB4BC980	48	ZB4BH6	50	ZB4BL232	29	ZB4BT84	45
ZB4BA68	26	ZB4BC18023	48	ZB4BH013	51	ZB4BL233	29	ZB4BT844	45
	31	ZB4BC28001	48	ZB4BH13	51	ZB4BL234	29	ZB4BV01	68
ZB4BA79	40	ZB4BC28021	48	ZB4BH033	51	ZB4BL235	29	ZB4BV01S	68
ZB4BA88	31	ZB4BC38023	48	ZB4BH33	51	ZB4BL432	29	ZB4BV003	67
ZB4BA98	26	ZB4BC48021	48	ZB4BH043	51	ZB4BL433	29	ZB4BV03	68
	31	ZB4BD2	54	ZB4BH43	51	ZB4BL434	29	ZB4BV3	87
ZB4BA131	29	ZB4BD3	54	ZB4BH053	51	ZB4BL435	29	ZB4BV3D1	87
ZB4BA133	29	ZB4BD4	54	ZB4BH53	51	ZB4BL7340	40	ZB4BV3D3	87
ZB4BA136	29	ZB4BD5	54	ZB4BH063	51	ZB4BL7341	40	ZB4BV3D4	87
ZB4BA141	29	ZB4BD7	54	ZB4BH63	51	ZB4BP1	28	ZB4BV3D5	87
ZB4BA142	29	ZB4BD8	54	ZB4BH083	51	ZB4BP1S	28	ZB4BV3D6	87
ZB4BA145	29	ZB4BD28	57	ZB4BH83	51		90	ZB4BV03S	68
ZB4BA232	29	ZB4BD29	57	ZB4BJ2	55	ZB4BP2	28	ZB4BV04	68
ZB4BA233	29	ZB4BD39	57	ZB4BJ3	55	ZB4BP2S	28	ZB4BV4	87
ZB4BA234	29	ZB4BD48	57	ZB4BJ4	55		90	ZB4BV4D1	87
ZB4BA235	29	ZB4BD49	57	ZB4BJ5	55	ZB4BP3	28	ZB4BV4D3	87
ZB4BA245	29	ZB4BD59	57	ZB4BJ7	55	ZB4BP3S	28	ZB4BV4D4	87
ZB4BA331	29	ZB4BD79	57	ZB4BJ8	55		90	ZB4BV4D5	87
ZB4BA333	29	ZB4BD89	57	ZB4BK1213	59	ZB4BP4	28	ZB4BV4D6	87
ZB4BA334	29	ZB4BD912	72	ZB4BK1233	59	ZB4BP4S	28	ZB4BV04S	68
ZB4BA335	29	ZB4BD922	72	ZB4BK1243	59		90	ZB4BV05	68
ZB4BA336	29	ZB4BG0	56	ZB4BK1253	59	ZB4BP5	28	ZB4BV5	87
ZB4BA341	29	ZB4BG0TEC10	57	ZB4BK1263	59	ZB4BP5S	28	ZB4BV5D1	87
ZB4BA342	29	ZB4BG1	56	ZB4BK1283	59		90	ZB4BV5D3	87
ZB4BA432	29	ZB4BG01	56	ZB4BK1313	59	ZB4BP6	28	ZB4BV5D4	87
ZB4BA433	29	ZB4BG2	56	ZB4BK1333	59	ZB4BP6S	28	ZB4BV5D5	87
ZB4BA434	29	ZB4BG02	56	ZB4BK1353	59		90	ZB4BV5D6	87
ZB4BA435	29	ZB4BG2TEC10	57	ZB4BK1363	59	ZB4BP18	28	ZB4BV5D6	87
ZB4BA791	41	ZB4BG3	56	ZB4BK1383	59	ZB4BP38	28	ZB4BV05S	68
ZB4BA7120	40	ZB4BG3	56	ZB4BK1413	59	ZB4BP48	28	ZB4BV06	68
ZB4BA7121	40	ZB4BG3TEC10	57	ZB4BK1433	59	ZB4BP68	28	ZB4BV6	87
ZB4BA7121	40	ZB4BG4	56	ZB4BK1443	59	ZB4BP183	28	ZB4BV06S	68
ZB4BA7340	40	ZB4BG04	56	ZB4BK1453	59	ZB4BP383	28	ZB4BV07	68
ZB4BA7341	40	ZB4BG4TEC10	57	ZB4BK1463	59	ZB4BP483	28	ZB4BV07S	68
ZB4BA71115	41	ZB4BG5	56	ZB4BK1483	59	ZB4BP583	28	ZB4BV8	87
ZB4BA71123	41	ZB4BG05	56	ZB4BK1513	59	ZB4BP683	28	ZB4BV9	87
ZB4BA71124	41	ZB4BG5TEC10	57	ZB4BK1533	59			ZB4BV013	67
ZB4BA72124	41	ZB4BG05TEC10	57	ZB4BK1543	59	ZB4BR2	42	ZB4BV013E	67
ZB4BA73132	41	ZB4BG6	56	ZB4BK1553	59	ZB4BR3	42	ZB4BV013S	67
ZB4BA73133	41	ZB4BG6TEC10	57	ZB4BK1563	59	ZB4BR4	42	ZB4BV18B1	85
ZB4BA73134	41	ZB4BG7	56	ZB4BK1583	59	ZB4BR5	42	ZB4BV18B3	85
ZB4BA73135	41	ZB4BG7TEC10	57	ZB4BK1713	59	ZB4BR6	42	ZB4BV18B4	85
ZB4BB2	75	ZB4BG8	56	ZB4BK1733	59	ZB4BR216	42	ZB4BV18B5	85
ZB4BB4	75	ZB4BG08	56	ZB4BK1743	59	ZB4BR316	42	ZB4BV18B6	85
ZB4BC2	42	ZB4BG9	56	ZB4BK1753	59	ZB4BR416	42	ZB4BV18B6	85
ZB4BC3	42	ZB4BG09	56	ZB4BK1763	59	ZB4BR516	42	ZB4BV18G1	85
ZB4BC4	42	ZB4BG9TEC10	57	ZB4BK1783	59	ZB4BR616	42	ZB4BV18G3	85
ZB4BC5	42	ZB4BH0	50	ZB4BK1813	59	ZB4BS12	43	ZB4BV18G4	85
ZB4BC6	42					ZB4BS22	43	ZB4BV18G5	85
ZB4BC24	42					ZB4BS42	43	ZB4BV18G6	85

ZB4BV18M1	85	ZB4BW0B35	82	ZB4BW03D45	86	ZB4BW143	32	ZB4BZ104	76
ZB4BV18M3	85	ZB4BW0B41	82	ZB4BW03D55	86	ZB4BW143S	32	ZB4BZ105	76
ZB4BV18M4	85	ZB4BW0B42	82	ZB4BW03D65	86	ZB4BW153	32	ZB4BZ106	76
ZB4BV18M5	85	ZB4BW0B43	82	ZB4BW04D15	86	ZB4BW153S	32	ZB4BZ107	76
ZB4BV18M6	85	ZB4BW0B45	58	ZB4BW04D35	86	ZB4BW163	32	ZB4BZ141	76
ZB4BV033	67		64	ZB4BW04D45	86	ZB4BW163S	32	ZB4BZ0217	105
ZB4BV033E	67		82	ZB4BW04D55	86	ZB4BW183	32	ZB4BZ0227	105
ZB4BV033S	67	ZB4BK1343	58	ZB4BW04D65	86	ZB4BW183S	32	ZB4BZ1013	80
ZB4BV043	67		59	ZB4BW05D15	86	ZB4BW313	31	ZB4BZ1014	81
ZB4BV043E	67	ZB4FK1343	64	ZB4BW05D35	86	ZB4BW313S	31	ZB4BZ1015	78
ZB4BV043S	67		65	ZB4BW05D45	86	ZB4BW333	31	ZB4BZ1023	80
ZB4BV053	67	ZB4BW0B51	82	ZB4BW05D55	86	ZB4BW333S	31	ZB4BZ1024	81
ZB4BV053E	67	ZB4BW0B52	82	ZB4BW05D65	86	ZB4BW343	31	ZB4BZ1025	78
ZB4BV053S	67	ZB4BW0B53	82	ZB4BW05D65	86	ZB4BW343S	31	ZB4BZ1033	80
ZB4BV063	67	ZB4BW0B55	82	ZB4BW7A9	40	ZB4BW353	31	ZB4BZ1034	81
ZB4BV063E	67	ZB4BW0B61	82	ZB4BW7A1715	40	ZB4BW353S	31	ZB4BZ1035	78
ZB4BV063S	67	ZB4BW0B62	82	ZB4BW7A1720	40	ZB4BW363	31	ZB4BZ1043	80
ZB4BV083	67	ZB4BW0B63	82	ZB4BW7A1721	40	ZB4BW363S	31	ZB4BZ1044	81
ZB4BV083E	67	ZB4BW0B65	82	ZB4BW7A1724	40	ZB4BW383	31	ZB4BZ1045	78
ZB4BV083S	67	ZB4BW0G11	82	ZB4BW7A3740	40	ZB4BW383S	31	ZB4BZ1053	80
ZB4BV156	87	ZB4BW0G12	82	ZB4BW7A3741	40	ZB4BW413	42	ZB4BZ1054	81
ZB4BVB1	84	ZB4BW0G13	82	ZB4BW7L3740	40	ZB4BW413	42	ZB4BZ1055	78
ZB4BVB3	84	ZB4BW0G15	82	ZB4BW7L3741	40	ZB4BW433	42	ZB4BZ1414	81
ZB4BVB4	84	ZB4BW0G31	82	ZB4BW11	33	ZB4BW443	42	ZB4BZ1905	104
ZB4BVB5	84	ZB4BW0G32	82	ZB4BW11S	33	ZB4BW453	42	ZB4BZ2005	104
ZB4BVB6	84	ZB4BW0G33	82	ZB4BW13	33	ZB4BW463	42	ZB4BZ2105	104
ZB4BVB1156	85	ZB4BW0G35	82	ZB4BW13S	33	ZB4BW513	31	ZB4FA0	34
ZB4BVB3156	85	ZB4BW0G41	82	ZB4BW14	33	ZB4BW533	31	ZB4FA1	34
ZB4BVB4156	85	ZB4BW0G42	82	ZB4BW14S	33	ZB4BW543	31	ZB4FA2	34
ZB4BVB5156	85	ZB4BW0G43	82	ZB4BW15	33	ZB4BW553	31	ZB4FA3	34
ZB4BVB6156	85	ZB4BW0G45	82	ZB4BW15S	33	ZB4BW563	31	ZB4FA3M33	34
ZB4VBVG1	84	ZB4BW0G51	82	ZB4BW16	33	ZB4BW583	31	ZB4FA4	34
ZB4VBVG3	84	ZB4BW0G52	82	ZB4BW16S	33	ZB4BW613	43	ZB4FA5	34
ZB4VBVG4	84	ZB4BW0G53	82	ZB4BW17	33	ZB4BW633	43	ZB4FA6	34
ZB4VBVG5	84	ZB4BW0G55	82	ZB4BW17S	33	ZB4BW643	47	ZB4FA8	34
ZB4VBVG6	84	ZB4BW0G61	82	ZB4BW31	33	ZB4BW653	43	ZB4FA9	34
ZB4BVG1	84	ZB4BW0G62	82	ZB4BW031	86	ZB4BW663	43	ZB4FA16	34
ZB4BVG3	84	ZB4BW0G63	82	ZB4BW31S	33	ZB4BW913	31	ZB4FA18	34
ZB4BVG4	84	ZB4BW0G65	82	ZB4BW33	33	ZB4BW933	31		38
ZB4BVG5	84	ZB4BW0M11	83	ZB4BW33S	33	ZB4BW943	31		38
ZB4BVG6	84	ZB4BW0M12	83	ZB4BW34	33	ZB4BW953	31	ZB4FA26	34
ZB4BVG35	78	ZB4BW0M13	83	ZB4BW34S	33	ZB4BW963	31	ZB4FA36	34
ZB4BVJ1	84	ZB4BW0M15	83	ZB4BW35	33	ZB4BW983	31	ZB4FA38	34
ZB4BVJ3	84	ZB4BW0M31	83	ZB4BW035	86	ZB4BX2	43		38
ZB4BVJ4	84	ZB4BW0M32	83	ZB4BW35S	33	ZB4BX84	45	ZB4FA46	34
ZB4BVJ5	84	ZB4BW0M33	83	ZB4BW36	33	ZB4BZ007	105	ZB4FA48	34
ZB4BVJ6	84	ZB4BW0M35	83	ZB4BW36S	33	ZB4BZ009	76		38
ZB4BVM1	84	ZB4BW0M41	83	ZB4BW37	33		78	ZB4FA56	34
ZB4BVM3	84	ZB4BW0M42	83	ZB4BW37S	33		79	ZB4FA58	34
ZB4BVM4	84	ZB4BW0M43	83	ZB4BW041	86		81		38
ZB4BVM5	84	ZB4BW0M45	83	ZB4BW045	86	ZB4BZ012	105	ZB4FA66	34
ZB4BVM6	84	ZB4BW0M51	83	ZB4BW045	86	ZB4BZ021	105	ZB4FA68	34
ZB4BW0B11	82	ZB4BW0M52	83	ZB4BW051	86	ZB4BZ022	105		38
ZB4BW0B12	82	ZB4BW0M53	83	ZB4BW055	86	ZB4BZ262	104	ZB4FA88	38
ZB4BW0B13	82	ZB4BW0M55	83	ZB4BW061	86	ZB4BZ264	104	ZB4FA131	36
ZB4BW0B15	82	ZB4BW0M61	83	ZB4BW062	86	ZB4BZ265	104	ZB4FA133	36
ZB4BW0B31	82	ZB4BW0M62	83	ZB4BW063	86	ZB4BZ266	104	ZB4FA136	36
ZB4BW0B32	82	ZB4BW0M63	83	ZB4BW065	86	ZB4BZ0077	105	ZB4FA141	36
ZB4BW0B33	82	ZB4BW0M65	83	ZB4BW113	32	ZB4BZ079	79	ZB4FA142	36
		ZB4BW03D15	86	ZB4BW113S	32	ZB4BZ101	76	ZB4FA145	36
		ZB4BW03D35	86	ZB4BW133	32	ZB4BZ102	76	ZB4FA232	36
				ZB4BW133S	32	ZB4BZ103	76	ZB4FA233	36



ZB4FA234	36	ZB4FH033	53	ZB4FL234	36	ZBA75	41	ZBAF433	89
ZB4FA235	36	ZB4FH33	53	ZB4FL235	36	ZBA76	41	ZBAF434	89
ZB4FA245	36	ZB4FH043	53	ZB4FL432	36	ZBA9	88	ZBAF435	89
ZB4FA331	36	ZB4FH43	53	ZB4FL433	36	ZBA131	88	ZBAF639	89
ZB4FA333	36	ZB4FH053	53	ZB4FL434	36	ZBA133	88	ZBAF2934	89
ZB4FA334	36	ZB4FH53	53	ZB4FL435	36	ZBA136	88	ZBAF2935	89
ZB4FA335	36	ZB4FH063	53	ZB4FSZ3	105	ZBA137	88	ZBD8D1	107
ZB4FA336	36	ZB4FH63	53	ZB4FV013	71	ZBA141	88	ZBDA185	107
ZB4FA341	36	ZB4FH083	53	ZB4FV033	71	ZBA142	88	ZBDD2	107
ZB4FA342	36	ZB4FH83	53	ZB4FV043	71	ZBA145	88	ZBDLU1	107
ZB4FA432	36	ZB4FJ2	61	ZB4FV053	71	ZBA232	88	ZBDLU2	107
ZB4FA433	36	ZB4FJ3	61	ZB4FV063	71	ZBA233	88	ZBDLU3	107
ZB4FA434	36	ZB4FJ4	61	ZB4FV083	71	ZBA234	88	ZBDLU4	107
ZB4FA435	36	ZB4FJ5	61	ZB4FW113	39	ZBA235	88	ZBDLU5	107
ZB4FBZ007	105	ZB4FJ7	61	ZB4FW133	39	ZBA245	88	ZBDLU6	107
ZB4FBZ010	105	ZB4FJ8	61	ZB4FW143	39	ZBA331	88	ZBDLU7	107
ZB4FD2	60	ZB4FK1213	65	ZB4FW153	39	ZBA333	88	ZBDLU8	107
ZB4FD2M178	60	ZB4FK1233	65	ZB4FW163	39	ZBA334	88	ZBDLU9	107
ZB4FD3	60	ZB4FK1243	65	ZB4FW183	39	ZBA335	88	ZBDLU10	107
ZB4FD4	60	ZB4FK1253	65	ZB4FW313	38	ZBA336	88	ZBDLU11	107
ZB4FD5	60	ZB4FK1263	65	ZB4FW333	38	ZBA337	88	ZBDLU12	107
ZB4FD7	60	ZB4FK1283	65	ZB4FW343	38	ZBA338	88	ZBDLU13	107
ZB4FD8	60	ZB4FK1313	65	ZB4FW353	38	ZBA341	88	ZBDLU14	107
ZB4FD29	63	ZB4FK1333	65	ZB4FW363	38	ZBA342	88	ZBE000	105
ZB4FD39	63	ZB4FK1353	65	ZB4FW383	38	ZBA343	88	ZBE101	76
ZB4FD59	63	ZB4FK1363	65	ZB4FW913	38	ZBA344	88	ZBE102	76
ZB4FD79	63	ZB4FK1383	65	ZB4FW933	38	ZBA346	88	ZBE201	76
ZB4FD89	63	ZB4FK1413	65	ZB4FW943	38	ZBA432	88	ZBE202	76
ZB4FG0	62	ZB4FK1433	65	ZB4FW953	38	ZBA433	88	ZBE203	76
ZB4FG1	62	ZB4FK1443	65	ZB4FW963	38	ZBA434	88	ZBE204	76
ZB4FG01	62	ZB4FK1453	65	ZB4FW983	38	ZBA435	88	ZBE205	76
ZB4FG2	62	ZB4FK1463	65	ZB4SZ3	105	ZBA639	88	ZBE501	76
ZB4FG02	62	ZB4FK1483	65	ZB4SZ37	105	ZBA2934	88	ZBE502	76
ZB4FG03	62	ZB4FK1513	65	ZB5FAZ902	106	ZBA2935	88	ZBE503	76
ZB4FG3	62	ZB4FK1533	65	ZB5SZ3	105	ZBAF131	89	ZBE504	76
ZB4FG4	62	ZB4FK1543	65	ZBA1	88	ZBAF133	89	ZBE505	76
ZB4FG04	62	ZB4FK1553	65	ZBA2	88	ZBAF136	89	ZBE701	79
ZB4FG5	62	ZB4FK1563	65	ZBA3	88	ZBAF137	89	ZBE702	79
ZB4FG05	62	ZB4FK1583	65	ZBA4	88	ZBAF138	89	ZBE1013	80
ZB4FG6	62	ZB4FK1713	65	ZBA5	88	ZBAF141	89	ZBE1014	81
ZB4FG7	62	ZB4FK1733	65	ZBA6	88	ZBAF142	89	ZBE1015	78
ZB4FG8	62	ZB4FK1743	65	ZBA708	41	ZBAF145	89	ZBE1016	76
ZB4FG08	62	ZB4FK1753	65	ZBA709	41	ZBAF232	89	ZBE1016P	76
ZB4FG9	62	ZB4FK1763	65	ZBA71	41	ZBAF233	89	ZBE1016P3	80
ZB4FG09	62	ZB4FK1783	65	ZBA710	41	ZBAF234	89	ZBE1023	80
ZB4FH0	52	ZB4FK1813	65	ZBA7131	41	ZBAF235	89	ZBE1024	81
ZB4FH01	52	ZB4FK1833	65	ZBA7134	41	ZBAF245	89	ZBE1025	78
ZB4FH1	52	ZB4FK1843	65	ZBA7138	41	ZBAF331	89	ZBE1026	76
ZB4FH02	52	ZB4FK1853	65	ZBA72	41	ZBAF333	89	ZBE1026P	76
ZB4FH2	52	ZB4FK1863	65	ZBA7232	41	ZBAF334	89	ZBE1026P3	80
ZB4FH03	52	ZB4FK1883	65	ZBA7233	41	ZBAF335	89	ZBE2013	80
ZB4FH3	52	ZB4FL1	35	ZBA7235	41	ZBAF336	89	ZBE2023	80
ZB4FH04	52	ZB4FL2	35	ZBA7237	41	ZBAF337	89	ZBE2033	80
ZB4FH4	52	ZB4FL3	35	ZBA73	41	ZBAF338	89	ZBE2043	80
ZB4FH05	52	ZB4FL4	35	ZBA7331	41	ZBAF341	89	ZBE2053	80
ZB4FH5	52	ZB4FL4M34	35	ZBA7333	41	ZBAF342	89	ZBE5013	80
ZB4FH06	52	ZB4FL5	35	ZBA7335	41	ZBAF343	89	ZBE5023	80
ZB4FH6	52	ZB4FL6	35	ZBA7336	41	ZBAF344	89	ZBE5033	80
ZB4FH013	53	ZB4FL232	36	ZBA74	41	ZBAF346	89	ZBE5043	80
ZB4FH13	53	ZB4FL233	36	ZBA7432	41	ZBAF432	89	ZBE5053	80

ZBE7016	79	ZBV18M3	77	ZBVJ55	78	ZBY9W2G230	46	ZBY02103	94
ZBE7026	79	ZBV18M4	77	ZBVJ65	78		101	ZBY2104	92
ZBE10163	80	ZBV18M5	77	ZBVM1	77	ZBY9W2G330	46	ZBY02104	94
ZBE10263	80	ZBV18M6	77	ZBVM3	77		101	ZBY2105	92
ZBG421E	107	ZBV0103S	91	ZBVM4	77	ZBY9W2G430	46	ZBY02105	94
ZBG421EP	107	ZBV0113	91	ZBVM5	77		101	ZBY2106	92
ZBG455	107	ZBV0133	91	ZBVM6	77	ZBY9W2G630	46	ZBY02106	94
ZBG455P	107	ZBV0143	91	ZBVM8	77		101	ZBY2107	92
ZBG458A	107	ZBV0153	91	ZBVM14	81	ZBY9W2M130	46	ZBY02107	94
ZBG458AP	107	ZBV0163	91	ZBVM15	78		101	ZBY2108	92
ZBG520E	107	ZBVB1	77	ZBVM34	81	ZBY9W2M140	46	ZBY02108	94
ZBG520EP	107	ZBVB3	77	ZBVM35	78		101	ZBY2109	92
ZBG2201	74	ZBVB4	77	ZBVM44	81	ZBY9W2M230	46	ZBY02109	94
ZBG2401	74	ZBVB5	77	ZBVM45	78		101	ZBY2110	92
ZBG3131A	107	ZBVB6	77	ZBVM54	81	ZBY9W2M430	46	ZBY02110	94
ZBG3131AP	107	ZBVB8	77	ZBVM55	78		101	ZBY2111	92
ZBG4201	74	ZBVB14	81	ZBVM64	81	ZBY9W2M630	46	ZBY02111	94
ZBG4401	74	ZBVB15	78	ZBVM65	78		101	ZBY2112	92
ZBGK	107	ZBVB17	79	ZBW911	91	ZBY9W3B130	46	ZBY02112	94
ZBGP	107	ZBVB34	81	ZBW913	91		101	ZBY2113	92
ZBL1	88	ZBVB35	78	ZBW914	91	ZBY9W3B140	46	ZBY02113	94
ZBL2	88	ZBVB37	79	ZBW915	91		101	ZBY2114	92
ZBL3	88	ZBVB44	81	ZBW916	91	ZBY9W3B230	46	ZBY02114	94
ZBL4	88	ZBVB45	78	ZBW917	91		101	ZBY2115	92
ZBL5	88	ZBVB47	79	ZBW931	91	ZBY9W3B330	46	ZBY02115	94
ZBL6	88	ZBVB54	81	ZBW933	91		101	ZBY2116	92
ZBL9	88	ZBVB55	78	ZBW934	91	ZBY9W3B430	46	ZBY02116	94
ZBL138	88	ZBVB57	79	ZBW935	91		101	ZBY2123	92
ZBP0	90	ZBVB64	81	ZBW936	91	ZBY0101	94	ZBY02123	94
ZBP0A	90	ZBVB65	78	ZBW937	91	ZBY0102	94	ZBY2126	92
ZBP011	90	ZBVB67	79	ZBW9113	91	ZBY0104	92	ZBY02126	94
ZBP012	90	ZBVBG1	77	ZBW9133	91	ZBY00104	94	ZBY2127	92
ZBP013	90	ZBVBG3	77	ZBW9143	91	ZBY0123	92	ZBY02127	94
ZBP014	90	ZBVBG4	77	ZBW9153	91	ZBY00123	94	ZBY2128	92
ZBP015	90	ZBVBG5	77	ZBW9163	91	ZBY0140	94	ZBY02128	94
ZBP016	90	ZBVBG6	77	ZBW9313	91	ZBY1101	98	ZBY2129	92
ZBP017	90	ZBVG1	77	ZBW9333	91	ZBY1103	98	ZBY02129	94
ZBPA	90	ZBVG3	77	ZBW9343	91	ZBY1104	98	ZBY02130	94
ZBSP1	105	ZBVG4	77	ZBW9353	91	ZBY1105	98	ZBY2130	92
ZBSP2	105	ZBVG5	77	ZBW9363	91	ZBY1106	98	ZBY2131	92
ZBSP3	105	ZBVG6	77	ZBW9363	91	ZBY1107	98	ZBY02131	94
ZBV5B	77	ZBVG8	77	ZBY001	76	ZBY1108	98	ZBY2132	92
ZBV6	87	ZBVG14	81		78	ZBY1115	98	ZBY02132	94
ZBV011	91	ZBVG15	78		80	ZBY1116	98	ZBY2133	92
ZBV013	91	ZBVG34	81	ZBY2H101	92	ZBY1146	98	ZBY02133	94
ZBV014	91	ZBVG35	78	ZBY4H101	92	ZBY1147	98	ZBY2134	92
ZBV015	91	ZBVG44	81	ZBY6H101	97	ZBY1148	98	ZBY02134	94
ZBV016	91	ZBVG45	78	ZBY6H102	97	ZBY1149	98	ZBY2135	92
ZBV017	91	ZBVG54	81	ZBY9W2B130	46	ZBY1203	98	ZBY02135	94
ZBV18B1	77	ZBVG55	78		101	ZBY1204	98	ZBY2146	92
ZBV18B3	77	ZBVG64	81	ZBY9W2B140	46	ZBY1207	98	ZBY02146	94
ZBV18B4	77	ZBVG65	78		101	ZBY1208	98	ZBY2147	92
ZBV18B5	77	ZBVJ1	77	ZBY9W2B230	46	ZBY1214	98	ZBY02147	94
ZBV18B6	77	ZBVJ3	77		101	ZBY1303	98	ZBY2148	92
ZBV18G1	77	ZBVJ4	77	ZBY9W2B430	46	ZBY1304	98	ZBY02148	94
ZBV18G3	77	ZBVJ5	77		101	ZBY1311	98	ZBY2164	92
ZBV18G4	77	ZBVJ6	77	ZBY9W2B630	46	ZBY1312	98	ZBY02164	94
ZBV18G5	77	ZBVJ15	78		101	ZBY1316	98	ZBY2165	92
ZBV18G6	77	ZBVJ35	78	ZBY9W2G130	46	ZBY1912	98	ZBY02165	94
ZBV18M1	77	ZBVJ45	78		101	ZBY2101	92	ZBY2166	92
				ZBY9W2G140	46	ZBY2103	92		

ZBY02166	94	ZBY02231	96	ZBY2327	93	ZBY9160M	103	ZBYLEG502001	99
ZBY2167	92	ZBY2232	93	ZBY02327	95	ZBY9160T	102	ZBYLEG503000	99
ZBY02167	94	ZBY02232	96	ZBY2328	93	ZBY9220	46	ZBYLEG503001	99
ZBY2178	92	ZBY2233	93	ZBY02328	95		100	ZBYLEG504000	99
ZBY02178	94	ZBY02233	96	ZBY2330	93	ZBY9230M	103	ZBYLEG504001	99
ZBY2179	92	ZBY2234	93	ZBY02330	95	ZBY9230T	102	ZBYTEXT1	98
ZBY02179	94	ZBY02234	96	ZBY2334	93	ZBY9260	47	ZBZ001	76
ZBY2184	92	ZBY2235	93	ZBY02334	95		100		80
ZBY02184	94	ZBY02235	96	ZBY2364	93	ZBY9260M	103	ZBZ003	105
ZBY2185	92	ZBY2265	93	ZBY02364	95	ZBY9260T	102	ZBZ006	79
ZBY02185	94	ZBY02265	96		96	ZBY9320	46	ZBZ007	105
ZBY2186	92	ZBY2266	93	ZBY2366	93		100	ZBZ8	106
ZBY02186	94	ZBY02266	96	ZBY02366	95	ZBY9330M	103	ZBZ010	79
ZBY2195	92	ZBY2267	93	ZBY2367	93	ZBY9330T	102	ZBZ011	79
ZBY02195	94	ZBY02267	96	ZBY02367	95	ZBY9360	47	ZBZ012	79
ZBY2196	92	ZBY2284	93	ZBY2385	93	ZBY9360M	103	ZBZ28	47
ZBY02196	94	ZBY02284	96	ZBY02385	95	ZBY9360T	102		104
ZBY2197	92	ZBY2295	93		96	ZBY9420	46	ZBZ32	92
ZBY02197	94	ZBY02295	96	ZBY2387	93		100	ZBZ33	97
ZBY2198	92	ZBY2297	93	ZBY02387	95	ZBY9430M	103	ZBZ34	92
ZBY02198	94	ZBY02297	96	ZBY2931	92	ZBY9460	47	ZBZ35	97
ZBY2199	92	ZBY2298	93	ZBY02931	94		100	ZBZ48	43
ZBY02199	94	ZBY02298	96	ZBY4100	96	ZBY9460M	103		98
ZBY2203	93	ZBY2299	93	ZBY4101	92	ZBY9530M	103	ZBZ58	47
ZBY02203	96	ZBY02299	96	ZBY4140	92	ZBY9620	46		104
ZBY2204	93	ZBY2303	93	ZBY5100	97		100	ZBZ60	49
ZBY02204	96	ZBY02303	95	ZBY5101	97	ZBY9630M	103		104
ZBY2205	93	ZBY2304	92	ZBY5102	97	ZBY9660	47	ZBZ110	79
ZBY02205	96	ZBY02304	94	ZBY6101	97		100	ZBZ1600	103
ZBY2206	93	ZBY2305	93	ZBY6102	97	ZBY9660M	103	ZBZ1602	103
ZBY02206	96	ZBY02305	95	ZBY6140	97	ZBY9730M	103	ZBZ1604	103
ZBY2207	93	ZBY2306	93	ZBY8101	47	ZBY9830M	103	ZBZ1605	103
ZBY02207	96	ZBY02306	95		100	ZBY55130	97	ZBZ1606	103
ZBY2208	93	ZBY2307	93	ZBY8130	100	ZBY55330	97	ZBZ1902	49
ZBY02208	96	ZBY02307	95	ZBY8140	100	ZBY22420001	93	ZBZ2102	104
ZBY2209	93	ZBY2308	93	ZBY8160	47	ZBY022420001	96	ZBZ3605	102
ZBY02209	96	ZBY02308	95		100	ZBYF2101	97	ZBZF32	97
ZBY2210	93	ZBY2309	93	ZBY8230	100	ZBYF4101	97	ZBZF33	97
ZBY02210	96	ZBY02309	95	ZBY8260	47	ZBYF6101	97	ZBZG156	77
ZBY2211	93	ZBY2310	93		100	ZBYF6102	97	ZBZM156	77
ZBY02211	96	ZBY02310	95	ZBY8330	100	ZBYIEC60417N1	98	ZBZVG	77
ZBY2212	93	ZBY2311	93	ZBY8360	47	ZBYISO7000N1	98	ZBZVM	77
ZBY02212	96	ZBY02311	95		100	ZBYLEG101000	99	ZD4PA12	74
ZBY2213	93	ZBY2312	93	ZBY8430	100	ZBYLEG101001	99	ZD4PA14	74
ZBY02213	96	ZBY02312	95	ZBY8460	47	ZBYLEG201000	99	ZD4PA22	74
ZBY2214	93	ZBY2313	93		100	ZBYLEG201001	99	ZD4PA24	74
ZBY02214	96	ZBY02313	95	ZBY8630	100	ZBYLEG301000	99	ZD4PA103	74
ZBY2223	93	ZBY2314	93	ZBY8660	47	ZBYLEG301001	99	ZD4PA203	74
ZBY02223	96	ZBY02314	95		100	ZBYLEG302000	99		
ZBY2226	93	ZBY2316	93	ZBY9101	47	ZBYLEG302001	99		
ZBY02226	96	ZBY02316	95		100	ZBYLEG303000	99		
ZBY2227	93		96	ZBY9101M	103	ZBYLEG303001	99		
ZBY02227	96	ZBY2321	93	ZBY9101T	102	ZBYLEG304000	99		
ZBY2228	93	ZBY02321	95	ZBY9120	46	ZBYLEG304001	99		
ZBY02228	96	ZBY2322	93		100	ZBYLEG304000	99		
ZBY2229	93	ZBY02322	95	ZBY9121	46	ZBYLEG401000	99		
ZBY02229	96	ZBY2323	93		100	ZBYLEG401001	99		
ZBY2230	93	ZBY02323	95	ZBY9130M	103	ZBYLEG402000	99		
ZBY02230	96	ZBY2326	93	ZBY9130T	102	ZBYLEG402001	99		
ZBY2231	93	ZBY02326	95	ZBY9140M	103	ZBYLEG501000	99		
		ZBY2326	93	ZBY9140T	102	ZBYLEG501001	99		
		ZBY02326	95	ZBY9160	47	ZBYLEG502000	99		
			96		100				



[www.schneider-electric.com/control](http://www.schneider-electric.com/control)

Schneider Electric Industries SAS

Head Office  
35, rue Joseph Monier  
F-92500 Rueil-Malmaison  
France

The information provided in this documentation contains general descriptions and/or technical characteristics of the performance of the products contained herein. This documentation is not intended as a substitute for and is not to be used for determining suitability or reliability of these products for specific user applications. It is the duty of any such user or integrator to perform the appropriate and complete risk analysis, evaluation and testing of the products with respect to the relevant specific application or use thereof. Neither Schneider Electric nor any of its affiliates or subsidiaries shall be responsible or liable for misuse of the information contained herein.

Design: Schneider Electric  
Photos: Schneider Electric