


**SIEMENS**



SIMATIC HMI / PC-based Automation

# Human Machine Interface Systems/ PC-based Automation

Catalog  
ST 80/  
ST PC

Edition  
2018

[siemens.com/simatic](http://siemens.com/simatic)

## Related catalogs

**Siemens TIA Selection Tool**  
for the selection, configuration and ordering of TIA products and devices

[www.siemens.com/tst](http://www.siemens.com/tst)



**SIMATIC** ST 70 N  
Products for  
Totally Integrated Automation

E86060-K4670-A151-A9-7600



**SIMATIC** ST 70  
Products for  
Totally Integrated Automation

E86060-K4670-A101-B6-7600



**SIMATIC** ST PCS 7  
SIMATIC PCS 7 Process Control System  
Vol. 1: System components

E86060-K4678-A111-C5-7600



**Industrial Communication** IK PI  
SIMATIC NET

E86060-K6710-A101-B8-7600



**SITOP** KT 10.1  
SITOP  
Power supply

E86060-K2410-A101-B3-7600



**SITRAIN**  
Training for Industry

[www.siemens.com/sitrain](http://www.siemens.com/sitrain)



**Products for Automation and Drives** CA 01  
Interactive Catalog  
Download

[www.siemens.com/ca01download](http://www.siemens.com/ca01download)



**Industry Mall**  
Information and Ordering Platform  
on the Internet:

[www.siemens.com/industrymall](http://www.siemens.com/industrymall)




**Contact**  
Your personal contact can be found in our  
Contacts Database at:

[www.siemens.com/automation-contact](http://www.siemens.com/automation-contact)



# TIA Selection Tool

The smart configurator for the entire Siemens automation portfolio



## Prime reasons for the TIA Selection Tool



### Quick, easy and secure

Components can be selected, configured and ordered quickly, easily and securely from the Siemens automation portfolio



### Intelligent

Intelligent selection wizards check the compatibility of the configured components and enable error-free ordering



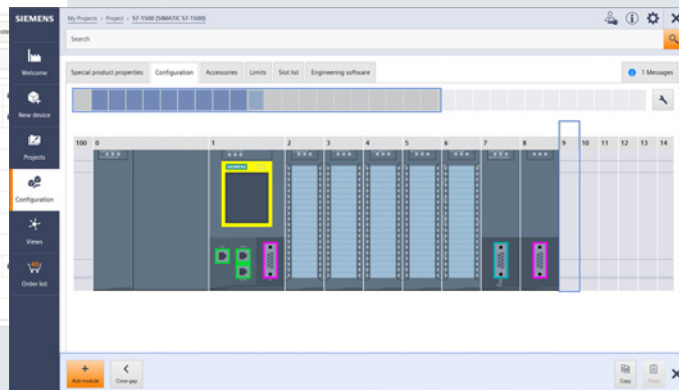
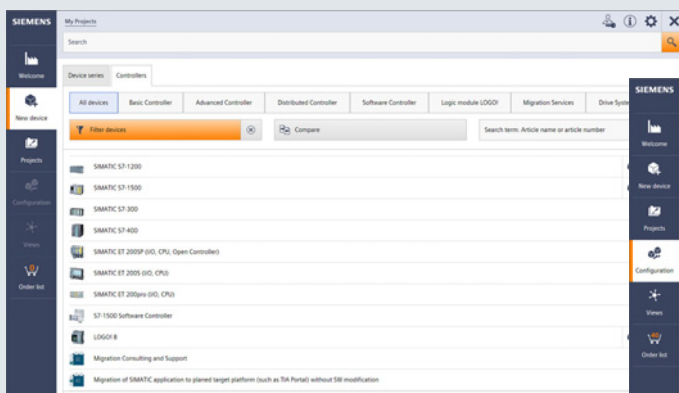
### Clear

Required modules, devices and networks are automatically generated and clearly compared to one another



### Time-saving

Time savings of 80% in design – thanks to ease of use and intelligent support



The TIA Selection Tool is a completely paperless solution.

Download it now:

[www.siemens.com/tst](http://www.siemens.com/tst)

For more information, scan the QR code








# Operator Control and Monitoring Systems/ PC-based Automation

## SIMATIC HMI / PC-based Automation



### Catalog ST 80 / ST PC · 2018

Supersedes:  
Catalog ST 80 / ST PC · 2017

Refer to the Industry Mall for current updates of  
this catalog:  
[www.siemens.com/industrymall](http://www.siemens.com/industrymall)

The products contained in this catalog can also be found  
in the Interactive Catalog CA 01.

Please contact your local Siemens branch.

© Siemens AG 2018

Introduction

1

Operator panels

2

HMI Software

3

PC-based Automation

4

Customized Automation

5

Accessories

6

Appendix

7



The products and systems described in  
this catalog are manufactured/distributed  
under application of a certified quality  
management system in accordance with  
DIN EN ISO 9001 (Certified Registration  
No. 2613-05). The certificate is recognized  
by all IQNet countries.



## Operator control and monitoring systems PC-based Automation



1/2

SIMATIC HMI operator control and monitoring systems

1/6

PC-based Automation

# SIMATIC HMI operator control and monitoring systems

## Introduction

1

### Overview



#### **SIMATIC HMI operator control and monitoring systems – efficient machine-level operator control and monitoring**

Equipment for monitoring and operator control is needed wherever people have to work with or on machinery and plants performing diverse tasks from cylinder driers to waste compactors.

It is not difficult to find the right device for your specific task. The challenge is to find a solution that is future-proof and flexible, that can be integrated into higher-level networks, and that can also meet the ever-increasing demands for transparency and data provision.

SIMATIC HMI Panels have proven their value in a variety of different applications in all industrial sectors over many years. The range of the systems in use is just as wide as that of the applications and technologies in the respective plants.

SIMATIC HMI stands for highly efficient machine-level operator control and monitoring and has some unique advantages:

- Efficient engineering  
Visualization can be created more quickly and easily than ever before.
- Innovative design and operation  
Visualization becomes the outstanding feature of the machine.
- Brilliant HMI operator panels  
The right operator panel for every application.
- Backup – with security  
Protection for investments and know-how, secure operation.
- Commissioning in the fast lane  
Lose no time with testing and servicing.
- Openness with PC-based  
For flexible, independent applications

<http://www.siemens.com/hmi>

#### **SIMATIC HMI software – a lot more than just visualization software**

With the SIMATIC WinCC (TIA Portal), SIMATIC WinCC and SIMATIC WinCC Open Architecture product families, SIMATIC HMI covers the entire engineering and visualization software spectrum for the human machine interface.

- Almost the entire range of SIMATIC operator panels can be configured with SIMATIC WinCC (TIA Portal), the successor to SIMATIC WinCC flexible.  
The functionality covers both visualization tasks at machine level and SCADA applications on PC-based multi-user systems.
- The current version 7.4 of SIMATIC WinCC is available for extremely complex process visualization tasks and SCADA applications, e.g. taking account of redundant solutions and vertical integration all the way to plant intelligence solutions.
- Ultimately, SIMATIC WinCC Open Architecture addresses applications that require extensive customer-specific adaptations or manage large and/or complex applications, as well as projects that demand special system requirements and functions.

<http://www.siemens.com/hmi-software>

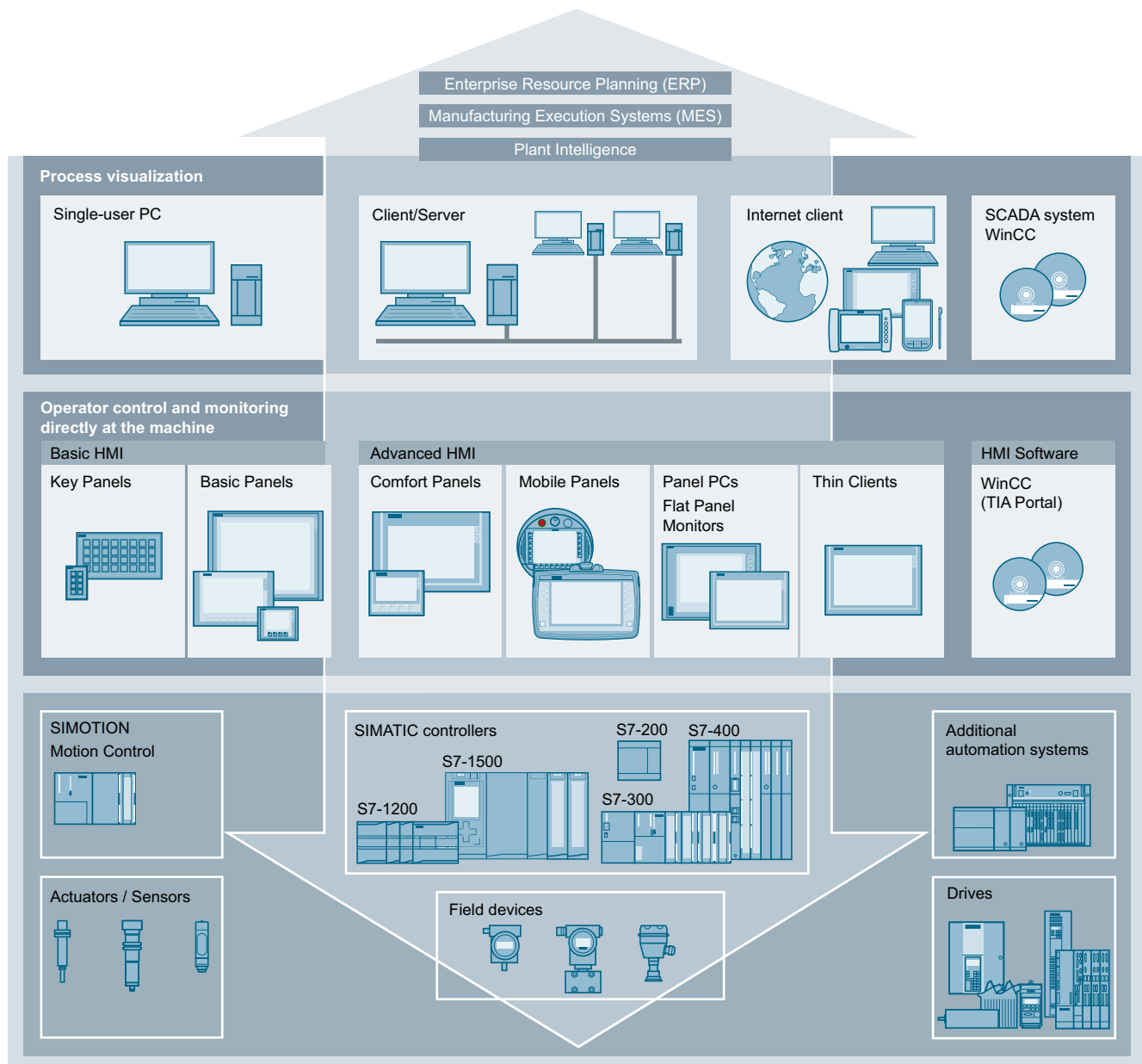


**Overview** (continued)**SIMATIC HMI – brilliant and rugged operator panel**Basic HMI – for the entry level

- **Key Panels**  
Pre-assembled and ready for installation, for conventional operator panels. No configuration required with WinCC!  
<http://www.siemens.com/key-panels>
- **Basic Panels**  
The entry level series for simple HMI applications.  
<http://www.siemens.com/basic-panels>

Panel-based HMI Advanced - for more sophistication

- **Comfort Panels**  
High-end functionality for demanding indoor and outdoor HMI applications.  
<http://www.siemens.com/comfort-panels>
- **Mobile Panels**  
Portable HMI operator panels for mobile deployment on site.  
<http://www.siemens.com/mobile-panels>

**Individual HMI devices in customized versions**<http://www.siemens.com/customized-automation>

# SIMATIC HMI operator control and monitoring systems

1

## Application examples

### Overview

Control system optimizes the productivity of a hot dip galvanizing plant

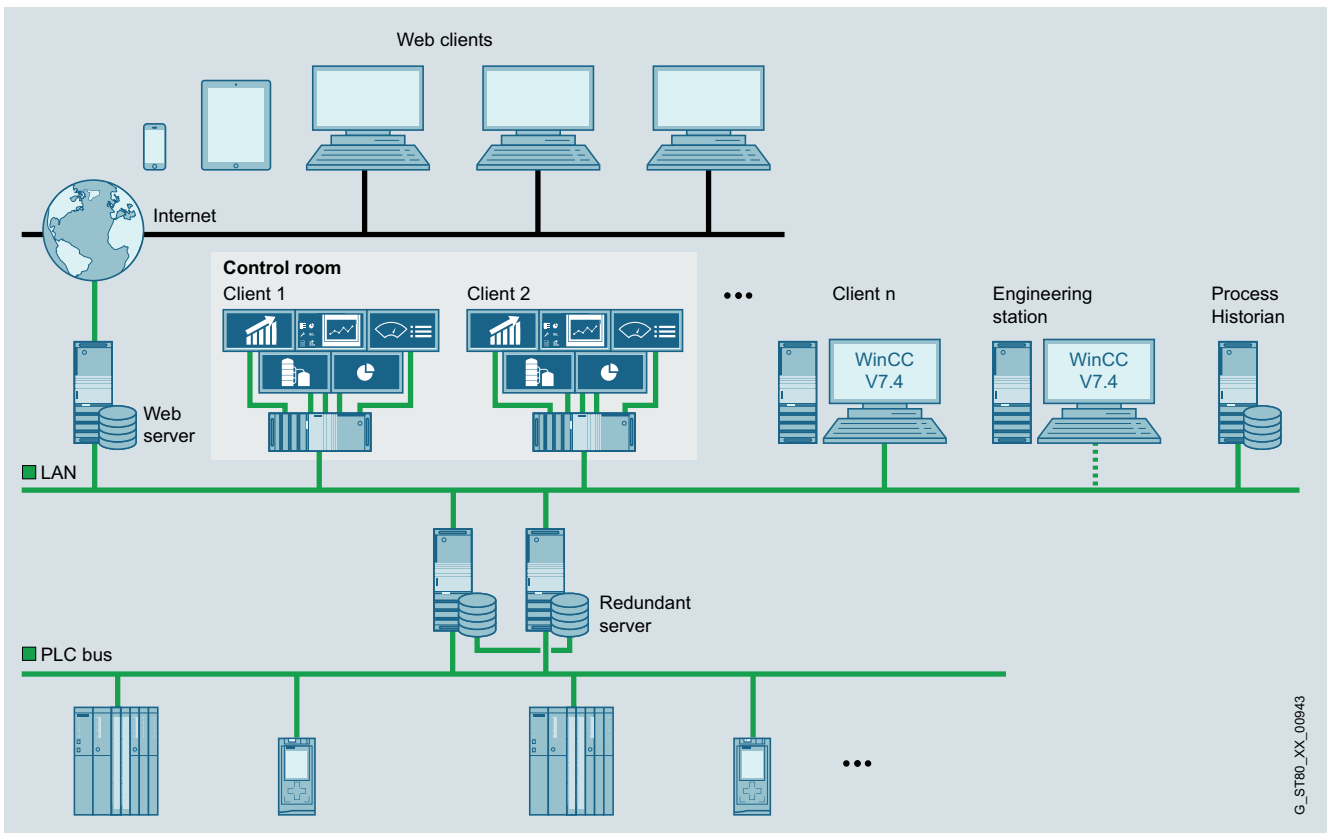


Control room

As semi-finished products, galvanized steel sheets play a key role in industrial production, such as car manufacturing. One proven method of protecting steel sheets from rust is the application of a zinc coating in a hot dip galvanizing process, in which strips of sheet steel are drawn through a bath containing liquid zinc. Plants for this process are complex and in continuous operation, thus placing high demands on the process control system and the hardware used.

Advantages of the SIMATIC SCADA system and SIMATIC IPC solution:

- SIMATIC WinCC V7 SCADA control system whose scalability and openness also permits the implementation of future functional expansions.
- Redundant setup of the control system and operating stations with industry-compatible SIMATIC industrial PCs and Thin Clients.
- Optimum overview thanks to multi-monitor solution in the control room and more than 27 operating stations throughout the plant and production hall.
- Availability of the production data over a long period in SIMATIC Process Historian for reasons of traceability.
- Increased productivity using long-term analyses of plant availability, productivity, energy consumption and quality.
- More effective support and shorter downtimes thanks to fast, web-based access to plants with the SIMATIC WinCC WebNavigator.



G\_ST80\_XX\_00943

**Overview** (continued)

Modernization of a plant in the food and beverage industry on the basis of an integrated automation and visualization solution



The modernization involved equipping 3 production lines with an expanded SCADA system, a new control architecture, converters and motor starters.

The project was implemented smoothly, and the integrated hardware and software solution with the TIA Portal enabled the simplification of the engineering process.

Advantages of the solution with the SIMATIC SCADA system WinCC Professional in the TIA Portal, S7-1500 and SIMATIC IPC:

- Simplified application engineering
- Efficient monitoring of the production lines enables the optimal path through the production to be defined for each batch.
- Increased productivity
- Simple and intuitive operation implemented thanks to good visual support
- Better control of the motors involved with the process
- Integration of the production data into the existing ERP system
- Faults in the current process can be easily localized

Tunnel control system for the longest railway tunnel in the world



The SIMATIC WinCC Open Architecture tunnel control system is at the heart of the monitoring systems for the entire tunnel infrastructure. Continuous availability of the entire system is essential to ensure the trouble-free operation of the Gotthard Base Tunnel.

The Gotthard Base Tunnel has a tunnel control center at the south and north portals. The two tunnel control systems installed there monitor and control all of the installed systems and plants. All the required data are acquired, collated and visualized on the tunnel control system. A fully integrated maintenance management tool and an operations control system are also part of the tunnel control system with a large screen display.

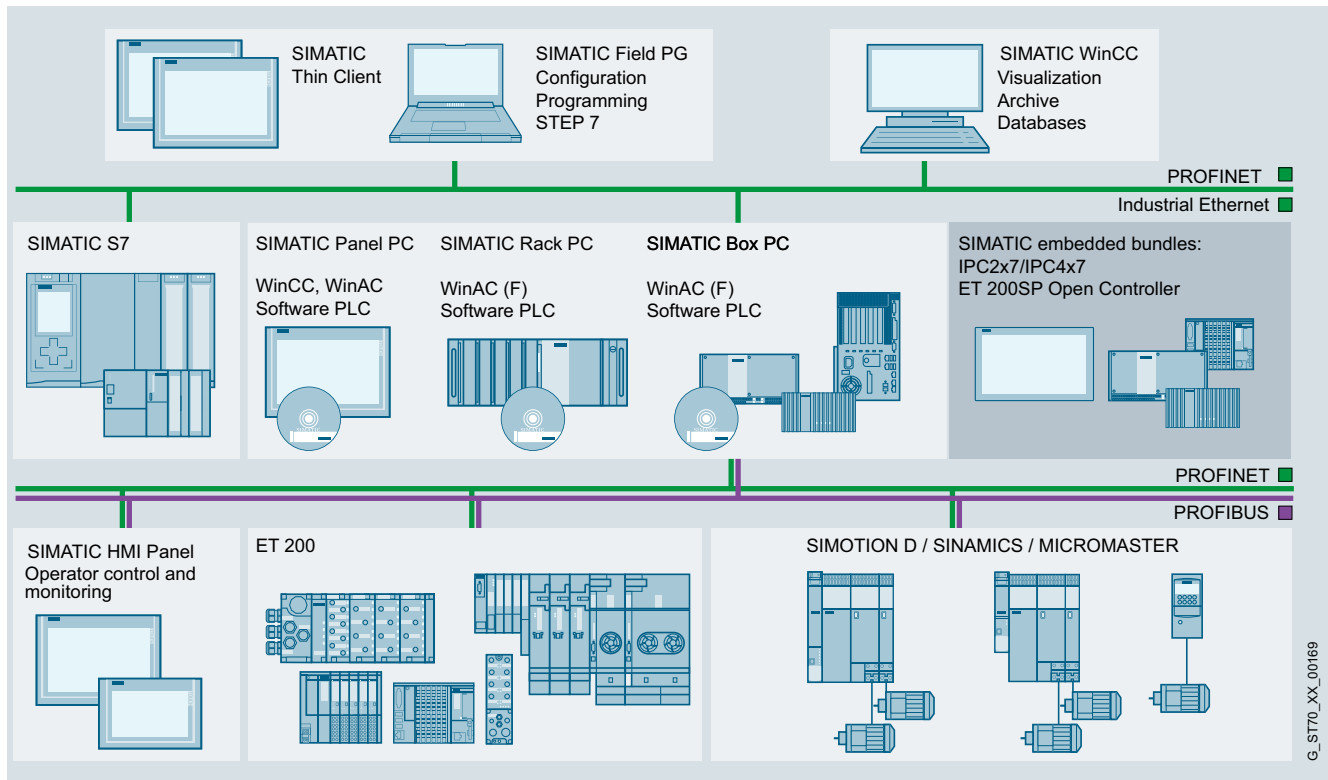
The advantages of the solution:

- Highest failure safety thanks to the presence of doubly redundant tunnel control equipment – Disaster Recovery System (2x2 redundancy)
- Central monitoring of the infrastructure simplifies fault management
- More efficient operation through central control of the entire infrastructure
- Integration of many (sub-)systems thanks to OPC UA as a standardized interface throughout the entire project
- Optimal user friendliness through uniform user interface across all plants, overview of all systems at one workstation as well as large screen display (multi-monitor management)

# PC-based Automation

## Introduction

### Overview



G\_ST70\_XX\_00169

### **SIMATIC PC-based Automation**

<http://www.siemens.com/pc-based>

#### Industrial IoT Gateway - SIMATIC IOT2000

An intelligent gateway which harmonizes communication between the various sources of data before analyzing it and forwarding it to the corresponding recipients. An easy-to-implement solution.

<http://siemens.com/iot2000>

#### Industrial PCs

Our reliable and innovative industrial PCs are the optimal PC hardware platform for PC-based Automation from Siemens.

- Rack PC
- Box PC
- Panel PC
- Tablet PC
- Industrial monitors and thin clients
- Devices for special requirements
  - Fully-enclosed IP65 devices
  - Devices with stainless steel fronts
  - Devices for hazardous areas
- IPC software
- Embedded bundles/software packages

<http://www.siemens.com/simatic-ipc>

#### Software controller

The **SIMATIC S7-1500 Software Controller** implements a SIMATIC S7-1500 controller on SIMATIC IPC. It is particularly suitable for control solutions in special-purpose machine manufacturing which involve a high-performance implementation of complex control tasks, the integration of PC applications, or the realization of multiple tasks on a single device.

#### PC-based controllers

PC-based controllers combine the functions of a PC-based software controller with visualization, PC applications and central I/Os (inputs/outputs) in a single, compact device.

The **SIMATIC ET 200SP Open Controller** is an industrial PC with the design of the ET 200SP I/O system and a pre-installed S7-1500 Software Controller.

<http://www.siemens.com/open-controller>



**Overview** (continued)Innovative PC-based solution with safety for solar panel production

For a new plant for the production of solar panels, the existing highly heterogeneous concept is to be replaced by a new, state-of-the-art automation solution which can cover the comprehensive demands in a compact and integrated way.


There are increased performance and memory requirements due to the increased complexity of the system.

The PLC should also be able to provide the specified safety functions (emergency stop, access protection to hazardous areas).

Various bus systems must be linked in plant 3. Also a customer-specific Windows application is to be used on the selected systems and therefore the connection to a higher-level MES system has to be implemented. The system should be designed for high throughput and three-shift operation.

The advantages of the solution with SIMATIC PC-based Automation:

- Thanks to its openness (Open Development Kit), S7-1500 Software Controller / WinAC RTX on the host SCADA industrial PC offers the possibility for integrating a Windows customer application with very little effort, and is thus used as a data concentrator (process quality/diagnostic data), and communication with the host MES system is also implemented in combination with WinCC (SCADA).
- Industry-standard products from the SIMATIC range offer maximum quality for 24/7 round the clock operation.

Safe transfer at sea

For transferring persons at sea to wind energy plants or oil platforms, a Dutch company has developed a six-legged platform on hydraulic cylinders.

This platform is basically an upside-down flight simulator, and allows safe transfer from a ship even in bad weather.

The advantages of the solution with SIMATIC PC-based Automation:

- Fault-tolerant SIMATIC S7-400H in redundant design for general control tasks
- Two lower-level SIMATIC S7 Modular Embedded Controllers which meet the requirements for high speeds, integration of fast I/O cards, and a flexible, modular and rugged design.
- An integrated programming environment with SIMATIC STEP 7
- Automation products from Siemens comply with the stringent requirements of the offshore sector

# PC-based Automation

## Introduction

### Overview (continued)

#### Unit-type cogeneration unit



When redesigning unit-type cogeneration units, the automation approach should also be restructured.

The objective was to execute all control, visualization and archiving tasks which were previously handled by a PLC and a PC on a compact unit. Space was to be saved in the control cabinet, and the administration and training requirements reduced.

At the same time a rugged, maintenance-free device was required which can also be easily connected over the Internet.

The advantages of the solution with SIMATIC PC-based Automation:

- Microbox PC as a rugged, compact embedded system
  - Control, visualization and archiving of the process parameters in one device
  - Space and cost savings thanks to integration of several tasks on a single embedded industrial PC
- Previously: one PLC and one visualization PC
- Easy and quick access to the embedded IPC over the Internet

#### Measurement of foil thickness

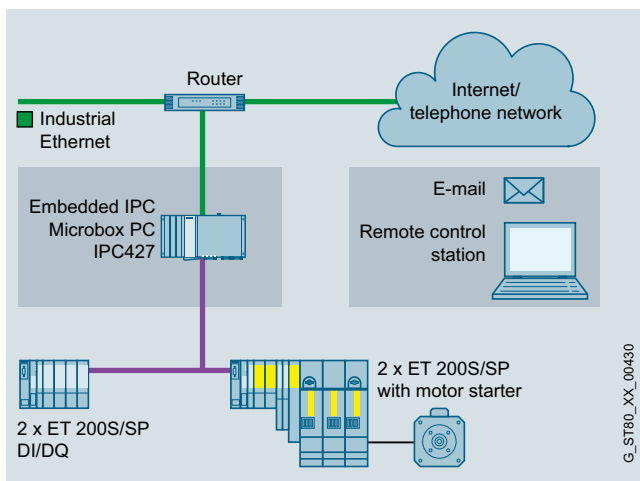


During the manufacture of plastic foils, a highly accurate and uniform foil thickness over the entire width is a decisive quality criterion. For this purpose, a measuring head with radioactive source moves back and forth above the foil and perpendicular to the continuously transported reel, and a sensor moves underneath the foil.

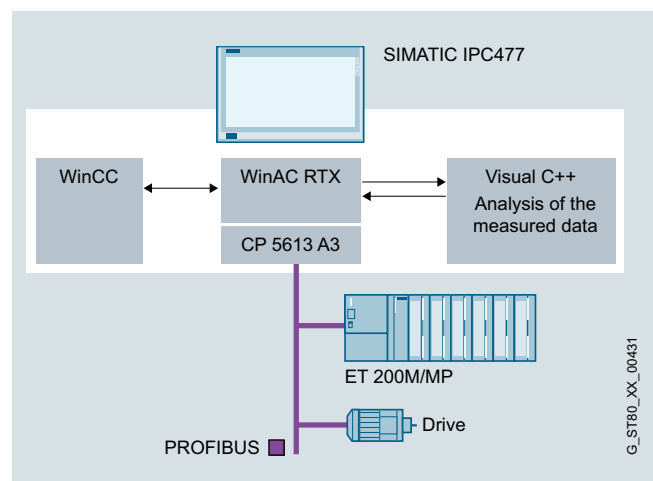
From the attenuation of the radiation, the foil thickness can be determined exactly at each position by extensive mathematical calculations, and deviations from the reference thickness can be compensated.

The advantages of the solution with SIMATIC PC-based Automation:

- Visualization is performed using WinCC, and control using WinAC RTX on a PC.
- Complex mathematical algorithms are required for evaluation of the extensive measured data.
- These are meaningfully implemented in the high-level language C++. Seamless and high-performance integration of these algorithms into the STEP 7 program is via the ODK (Open Development Kit).
- Data exchange between WinAC RTX and WinCC, for visualization of the extensive measured curves, takes place very quickly via the hard drive cache. This functionality was also implemented via the ODK.
- Interconnection of the standardized technology function is via CFC (Continuous Function Chart).



The plant concept



The plant concept

**Overview** (continued)PC-based machine data acquisition optimizes the production of farming machinery

To introduce more efficient, resource-saving and therefore cost-effective production processes in the factory, a leading farming machinery manufacturer has integrated a central, plant-wide machine data acquisition system using Panel PCs.

Due to the need for retrofitting in the existing environment, flexible and space-saving installation of the Panel PCs was paramount.

More than 200 fully enclosed SIMATIC IPC477 PRO Panel PCs for central machine data acquisition, with communications interfacing to the production machinery and the production planning computer. Mounting of the Panel PCs directly at the machine without additional control boxes on stand-alone columns.

The advantages of the solution with SIMATIC PC-based Automation:

- Enhanced efficiency by optimizing the complete production organization through a high degree of uniformity.
- Minimized use of resources (less paper is required in production).
- Simple, low-cost retrofitting of the Panel PC directly in production on a stand, without the installation of an additional operator console.

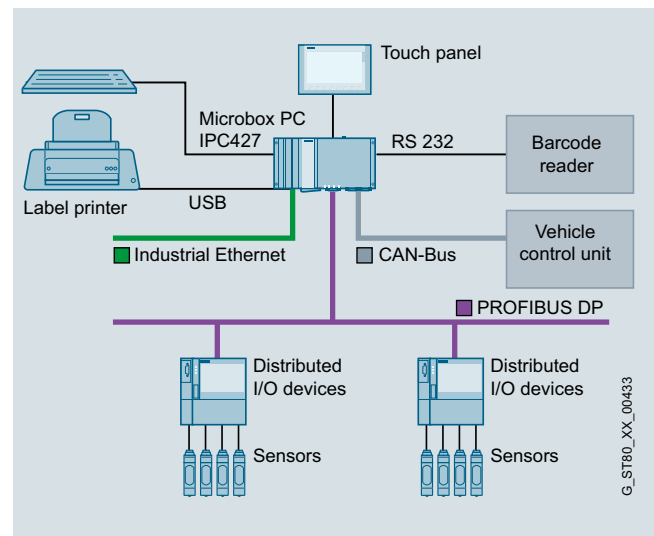
PC-based control in automotive test rigs

Test rigs in the automotive industry require trouble-free operation and high quality.

A high-performance system is required in the control, processing, archiving and visualization of measured data which can also provide openness and flexibility for connection to different bus systems and for the use of software.

The advantages of the solution with SIMATIC PC-based Automation:

- Flexible, easy-to-service and maintenance-friendly system with Windows in conjunction with CPU 1500S Software Controllers.
- Reduction in integration overhead thanks to integral interfaces such as PROFINET, PROFIBUS, Ethernet, CAN, and the flexibility provided when using modules for different bus systems, e.g. PCIe/104.
- System availability concept ensures round-the-clock operation and reduced downtime costs.
- Fan-free, temperature-resistant operation up to 60 °C saves additional cooling measures.
- High investment security through long-term availability of the components.



The plant concept

# PC-based Automation

## Introduction

### Overview (continued)

#### PC-based control in the semiconductor industry

In the semiconductor industry, high quality and fault-free operation round-the-clock are decisive criteria. A high-performance system that guarantees fast and precise production of the semi-conductors is required for controlling the machines, monitoring the production system, and processing the production data.

High flexibility and openness are also required for connecting to the production control system and machine engineering system.

The advantages of the solution with SIMATIC PC-based Automation:

- Compact, rugged industrial PCs with powerful processors and the latest technology enable high processing performance.
- Pre-installed systems save time and costs when integrated into the overall system.
- WinCC ToolLink-EDA (Equipment Data Acquisition) enables diagnostics of process and machine data in real time.
- System availability concept with integral RAID1 functionality and remote monitoring with SIMATIC IPC DiagMonitor ensures fault-free 24-hour operation.
- High investment security through long-term availability of the components.
- International certification and worldwide support makes global use possible.

#### Track & trace line controller for tobacco industry



In order to comply with new legal regulations, a track & trace system in an existing plant has been extended.

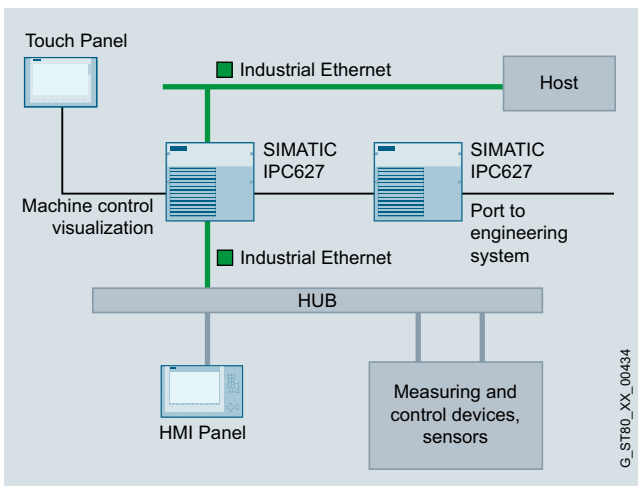
The requirement is to test 100 cartons per minute in three-shift operation and to save the data in an SQL database for traceability reasons.

The automation system should be characterized by high ruggedness, but also offer the openness required

to connect additional components such as printers and the Machine Vision system.

The advantages of the solution with SIMATIC PC-based Automation:

- Compact automation solution consisting of Microbox PC embedded industrial PC, PLC with preinstalled and ready-to-use PLC software and visualization with WinCC
- Control of the entire track & trace system and interfacing to the control system.
- Open solution with the help of the WinAC ODK (Open Development Kit) thanks to a link to an SQL database for managing the serial numbers and other data.
- Additional openness and flexibility by connecting printers and vision system.



The plant concept



**Overview** (continued)Retrofit of a woodworking machine – safe!

In the past, machines and plants for wood-working were equipped with specially developed, proprietary controllers. Today, future-oriented standard components are used for retrofit projects.

The customer decided in favor of integrating standard automation and safety technology in a single unit with the SIMATIC WinAC RTX F software controller in a fan-free

and maintenance-free IPC, the Microbox PC.

PROFINET as an innovative fieldbus connects distributed I/O, safety and operator panels quickly and easily.

The advantages of the solution with SIMATIC PC-based Automation:

- The compact PC-based automation solution multiplies the performance and precision of the plant.
- Implementation of PROFINET resulted in a series of additional advantages such as the diagnostics capability.
- Integration of standard and fail-safe automation in a single unit achieved component savings. The size of the cabinet was reduced by 20 percent and the wiring by 50 percent. The customer benefited from a high level of operating convenience and minimized machine downtimes.

Image processing with data backup

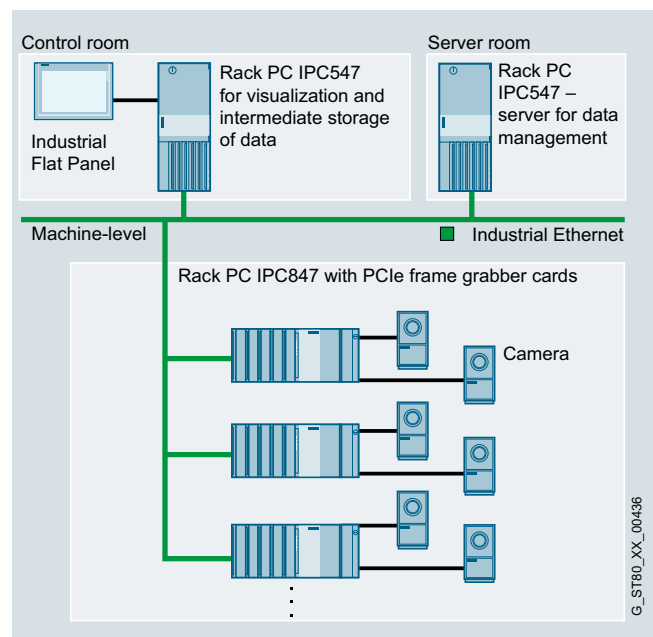
In image processing applications, high performance computers are required due to the large volume of data to be processed. The image data must be recorded, processed and saved quickly.

Frame grabber cards with a high data throughput, for example, are used for recording image data. The interfaces for the expansion cards must not become bottle-necks in this case. To ensure continued problem-free processing of the acquired data, you need a state-of-the-art system with up-to-date processor and memory technology.

Lots of data is produced again during the subsequent data backup. Thus the available storage medium must be fast and fail-safe at the same time. An open system is required for connecting to existing plants.

The advantages of the solution with SIMATIC PC-based Automation:

- Rugged SIMATIC PC with state-of-the-art processor performance and the latest technology.
- Current interfaces such as PCI Express for applications with a high data throughput rate, e.g. frame grabber cards for recording image data.
- Visualization on up to two monitors with an optional, high-performance graphics card.
- Onboard communication interfaces such as Ethernet and PROFINET, e.g. for connecting to EPS systems or integration in existing systems.
- International certifications and global support facilitate the worldwide use of the image processing solution.




The plant concept

## PC-based Automation

### Introduction

#### Overview (continued)

##### High-performance industrial PC for reliable control and monitoring of wind power plants



All Siemens turbines for offshore wind power plants feature special technical characteristics that ensure long-term, low-maintenance operation.

In contrast to sites on land, offshore wind farms are not always accessible to service teams. The basic quality requirements and standards for all components used in terms of absolute fail-safety and reliability, are therefore extremely high.

The SIMATIC Box PC of the 627 series that has been implemented matches the requirements of the solution provider all the way down the line. The rugged industrial PC is designed for 24-hour continuous duty at ambient temperatures up to 55 °C.

For reliable operation, the Box PC is installed in a solid metal enclosure that is resistant to shock and vibration and that demonstrates a high degree of electromagnetic compatibility (EMC). For a high level of data security, the option of a mirror disk system with two hard disks (RAID1) was selected. The RAID1 controller is already onboard, and does not occupy a PCI slot.

The rugged, reliable hardware with extremely compact dimensions in durable industrial design also stands up to the demands of continuous operation in a harsh environment.

The advantages of the solution with SIMATIC PC-based Automation:

- The mounting dimensions of Box PCs remain identical over several device generations and mounting solutions can be simply reused for the next generation.
- Furthermore, when a new device generation is used, any front-accessible interfaces and function elements can be retained. For example, the Siemens Wind division already utilized a complete lifecycle of a Box PC generation and no adjustments to a new hardware platform were required when the successor product was introduced.
- Through compliance with international standards, such as CE and UL, and worldwide service, the Box PC can be implemented round the globe.

## Operator panels

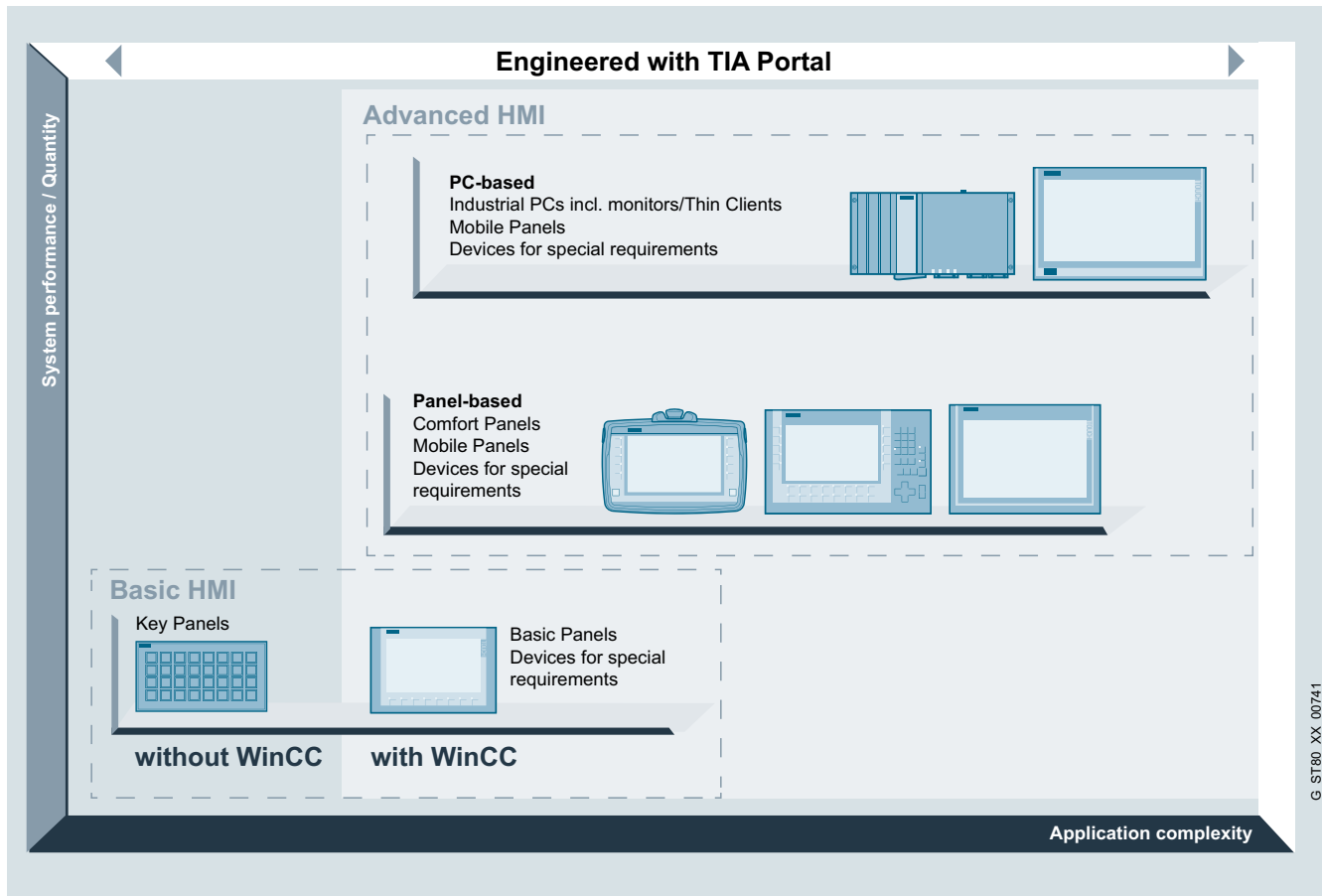


<b>2/2</b>	<b>Overview</b>
<b>2/4</b>	<b>Basic HMI</b>
2/4	Introduction
2/5	<u>Key Panels</u>
2/5	SIMATIC HMI KP8/KP8F/KP32F
2/11	SIPLUS HMI KP8/KP8F/KP32F
2/12	<u>Basic Panels</u>
2/12	Standard devices 2 <sup>nd</sup> Generation
2/21	Standard devices 1 <sup>st</sup> Generation
2/24	SIPLUS Basic Panels (2 <sup>nd</sup> Generation)
2/26	SIPLUS Basic Panels (1 <sup>st</sup> Generation)
<b>2/28</b>	<b>Advanced HMI – Panel-based</b>
2/28	<u>Comfort Panels</u>
2/29	Comfort Panels
2/42	SIPLUS Comfort Panels
2/45	Comfort Panels Outdoor
2/50	SIPLUS Comfort Panels Outdoor
2/51	Comfort Panels PRO <b>NEW</b>
2/65	Comfort Panels INOX and INOX PCT <b>NEW</b>
2/70	<u>Mobile Panels</u>
2/70	Mobile Panels 2 <sup>nd</sup> Generation
2/75	<u>System components for Mobile Panels</u>
2/75	Connection box for Mobile Panels (2 <sup>nd</sup> Generation)
<b>2/78</b>	<b>System interfaces with WinCC (TIA Portal)</b>
2/78	Introduction
2/79	SIMATIC S7
2/80	Controllers from other manufacturers

## Operator panels

### Introduction

### Overview



### **SIMATIC HMI Panels – HMI devices for efficient machine-level interaction**

A complete range of powerful and innovative operator control and monitoring devices is available for implementing efficient, machine-level HMI solutions in the most diverse applications and industries. One unique and highly efficient feature is the integrated configuring via SIMATIC WinCC in the TIA Portal, with which users can achieve significant savings with regard to engineering time, costs and effort.

<http://www.siemens.com/hmi-panels>

#### Basic HMI

- **Panel-based:**  
HMI devices with excellent price-performance ratio for simple visualization tasks.  
<http://www.siemens.com/basic-hmi>

#### Advanced HMI

- **Panel-based:**  
Powerful HMI devices for realization of demanding visualization tasks with a high level of convenience.  
<http://www.siemens.com/advanced-hmi-panel>
- **PC-based:**  
High-performance operator panels for complex, data-intensive, visualization tasks.  
<http://www.siemens.com/advanced-hmi-pc>

### **Rugged and compact for use at machine level**

With IP66/NEMA 4 degree of protection at the front, high EMC and extreme vibration resistance, the SIMATIC HMI operator panels are ideally suited for use at machine level in harsh industrial environments.

Thanks to their compact design with a shallow mounting depth, the stationary operator panels can be fitted anywhere, even where only restricted space is available. For distributed configurations, there are also devices available with all-round IP65/NEMA 4 protection.

The extremely rugged and shock-proof enclosure with degree of protection IP65 makes the Mobile Panels especially suitable for industrial applications. Their low weight and ergonomic design means that they are user-friendly and easy to operate.

### **One configuration software for everything**

SIMATIC WinCC (TIA Portal) is a tool for the uniform configuration of all SIMATIC HMI Panels as well as PC-based systems. Graded variants are available for every task.

The software permits simple and efficient configuration. Programming experience is not required. Once created, configurations can be reused within the family. Key Panels only need to be configured, not programmed.



**Overview** (continued)**Component of Totally Integrated Automation**

Siemens provides the complete modular system of matched components for automation solutions from one source and — with Totally Integrated Automation — one of the most globally successful automation concepts. SIMATIC WinCC (TIA Portal) is an integral component of this world. It offers crucial advantages. Thanks to the triple uniformity in configuration/programming, data management and communication, automation solution engineering costs are significantly reduced.

**Open for a wide variety of automation systems**

Despite being consistently incorporated into the SIMATIC world, the panels are nevertheless open for connection to PLCs from many different vendors. The standard delivery includes a comprehensive range of user-friendly drivers.

**Innovative operator control and monitoring**

The SIMATIC HMI Panels facilitate innovative operator control and monitoring combined with ruggedness, stability and simplicity. On the Comfort Panels in particular, standard hardware and software interfaces, e.g. the Multimedia Card/SD Card, USB, Ethernet, PROFINET, PROFIBUS DP and Visual Basic scripts, provide more flexibility and openness as well as access to the office world.

**Worldwide application**

The SIMATIC HMI Panels are ideally equipped for global use. Online language switching permits selection of up to 32 languages during operation simply by pressing a button. The wide variety of languages available also includes, for example, Asian logographic languages (Chinese, Taiwanese, Korean, Japanese) and Russian. The configuration interface of WinCC (TIA Portal) including the online help and the complete documentation is also multilingual. Up to 32 languages can be used in one project. And all this is complemented by global service and support from Siemens.

Configuration at a glance:

	WinCC (TIA Portal) engineering software				STEP 7
	Basic	Comfort	Advanced	Professional	
<b>Key Panels</b>	-	-	-	-	•
<b>Basic Panels 2<sup>nd</sup> Generation <sup>1)</sup></b>	•	•	•	•	-
<b>Basic Panels 1<sup>st</sup> Generation</b>	•	•	•	•	-
<b>Comfort Panels</b>	-	• <sup>3)</sup>	•	•	-
<b>Mobile Panels 2<sup>nd</sup> Generation</b>	-	• <sup>2)</sup>	• <sup>2)</sup>	• <sup>2)</sup>	-

• Possible

<sup>1)</sup> As of WinCC (TIA Portal) V13

<sup>2)</sup> As of WinCC (TIA Portal) V13 SP1

<sup>3)</sup> Outdoor versions from WinCC (TIA Portal) V13 SP1, Update 6 and HSP (download), or Comfort Panels 15" - 22"(-0AX1) as of V14 SP1 HSP

	WinCC flexible engineering software			
	Micro	Compact	Standard	Advanced
<b>Basic Panels (1<sup>st</sup> Generation)</b>				
KTP400 Basic mono PN	-	•	•	•
KTP600 Basic	-	•	•	•
KTP1000 Basic	-	•	•	•
TP1500 Basic	-	•	•	•

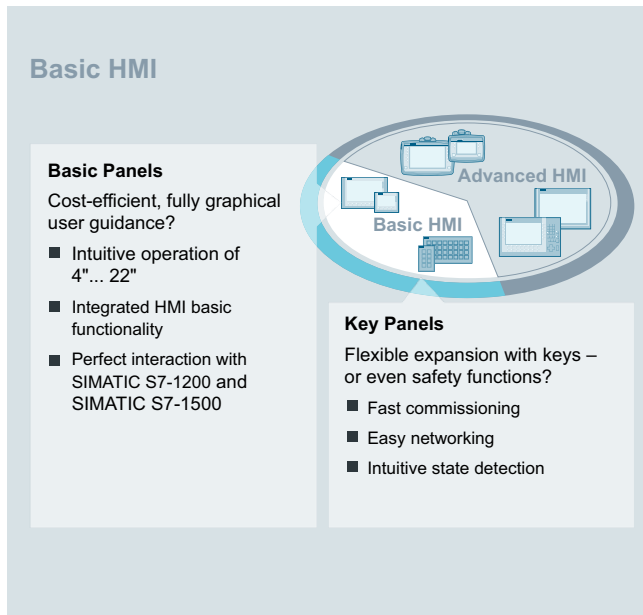
• Possible

## Operator panels

### Basic HMI

#### Introduction, SIMATIC HMI Key Panels

#### Overview



#### Inexpensive realization of simple HMI tasks

Basic HMI is recommended for simple applications with a limited quantity structure, where the price-performance ratio counts as well as fast, intuitive operation.

The devices offer a brilliant display quality and high-power visualization, which significantly simplifies the operation of simple machines and equipment.

You can also save valuable time during installation, commissioning and engineering with turnkey and flexible solutions.

#### SIMATIC HMI Key Panels

You can use the Key Panels to realize operator panels quickly, as well as save a lot of time and money setting them up since they are prefabricated and ready for installation.

All illuminated pushbuttons are freely configurable and equipped with five colored LEDs (red, green, blue, yellow and white). All buttons can also easily be inscribed in IP65. On the back, there are integrated IO terminals for connecting actuators and sensors.

#### SIMATIC HMI Basic Panels

Basic Panels are perfect for the cost-effective implementation of simple visualization tasks at machine level. Their basic features and functionality as well as the especially attractive price make them perfect entry-level devices.

The following modules are available:

- Key Panels
  - SIMATIC HMI KP8/KP8F/KP32F  
(key devices with multicolored LEDs)
- Basic Panels
  - Standard devices 2<sup>nd</sup> Generation
  - Standard devices 1<sup>st</sup> Generation

#### **SIMATIC HMI Key Panels**

The Key Panels, PROFINET successors to the PROFIBUS-based Push Button Panels, are operator panels which are ready-to-run without any configuration effort at all.

Alternatives to individually wired long-stroke keys. They are designed for direct operator control of the machine.

Key Panels provide many basic functions for direct operator control and monitoring instead of machine operator control, a cost-effective, versatile and space-saving combination, and they reduce configuration and installation costs to a minimum. Furthermore, additional actuators and sensors can also be optionally connected directly on the back of the devices.

The Key Panels can be used directly in line and ring topologies thanks to an integrated switch and two RJ45 PN sockets.

In addition there are two fully configured IP65 installation enclosures for KP8(F) available. Exact cutouts included. Even supply cables with plugs can easily be connected in IP65 without any drilling or milling. These ready-made enclosures can be used as small local operator stations.


They can be found in Chapter 6: "Accessories" -> "Fasteners", and depending on the version can come supplied with features such as EMERGENCY OFF buttons.

- SIMATIC HMI blank front design
- SIMATIC HMI KP8 PN
- SIMATIC HMI KP8F PN (shared device with GSD file possible)
- SIMATIC HMI KP32F PN (PROFIsafe can be switched off)
- Installation enclosure KP8  
(Chapter 6: "Accessories" -> "Fasteners")
- Installation enclosure KP8F  
(Chapter 6: "Accessories" -> "Fasteners")

More information is available at:

<http://www.siemens.com/key-panels>

## Overview



SIMATIC HMI KP32F and HMI KP8



KeyPanel, empty front, at the front, populated and not populated

- Optimum operability thanks to large mechanical keys and multi-colored LED backlighting (daylight readable)
- Over 60% time savings for wiring and installation (Plug&Play)
- More than 30% savings in material costs compared to conventional keypad operator panels
- 2 PROFINET ports (incl. switch) already integrated for setting up line and ring topologies
- Freely configurable digital I/Os on the rear for connecting key-operated switches, indicator lamps, etc.
- Connection of fail-safe emergency stop buttons or other fail-safe signals with KP8F and KP32F (in SIL2 or SIL3)
- Functionally compatible with all standard PROFINET master CPUs, also non-Siemens
- KP8 and empty front design, also optimized for installation in IPC Extension Units in IP65
- Maximum flexibility due to parameterization
- Empty front design for standardized assembly of flexible operator panels
- Installation enclosure, fully enclosed IP65, no drilling or milling necessary, KP8(F) not included
- For accessories see technical specifications for installation enclosure

## Operator panels

Basic HMI

Key Panels

### SIMATIC HMI KP8/KP8F/KP32F

#### Technical specifications

Article number	<b>6AV3688-3AY36-0AX0</b> SIMATIC HMI KP8 PN	<b>6AV3688-3AF37-0AX0</b> SIMATIC HMI KP8F PN	<b>6AV3688-3EH47-0AX0</b> SIMATIC HMI KP32F PN
<b>General information</b>			
Product type designation	KP8 PN	KP8F PN	KP32F PN
<b>Control elements</b>			
With parameterizable keys	Yes	Yes	Yes
<b>Keyboard fonts</b>			
• Membrane keyboard			
- user-definable label membrane keys	Yes	Yes	Yes
• Function keys			
- Number of function keys	8	8	32
• Short-stroke keys			
- Number of short-stroke keys	8	8	32
<b>Expansions for operator control of the process</b>			
• DP direct LEDs (LEDs as S7 output I/O)	8; Adjustable brightness	8; Adjustable brightness	8; Adjustable brightness
• Number of color modes for LED	5; Red, green, blue, yellow, white	5; Red, green, blue, yellow, white	5; Red, green, blue, yellow, white
• Direct keys (keys as S7 input I/O)	8	8	32
<b>Installation type/mounting</b>			
Mounting type	Clamp terminals	Mounting clip	Mounting clip
Rack mounting	No	No	No
Front mounting	Yes; Compatible with Extension Units dimensions	Yes; Compatible with Extension Units dimensions	Yes
Rail mounting	No	No	No
Wall mounting/direct mounting	No	No	No
Mounting in portrait format possible	Yes	Yes	Yes
Mounting in landscape format possible	Yes	Yes	Yes
maximum permissible angle of inclination without external ventilation	30°; To the front/rear	30°; To the front/rear	30°; To the front/rear
Number of slots for command devices and signaling units	0	0	0
<b>Supply voltage</b>			
Type of supply voltage	DC	DC	DC
Rated value (DC)	24 V; 24 V looped through at connector, no interruption on pulling	24 V; 24 V can be looped through connector, interrupted when pulled	24 V; 24 V looped through at connector, no interruption on pulling
<b>Digital inputs</b>			
Number of digital inputs	8; Max. 8 inputs and outputs (total)	8; Total inputs and outputs max. 8 and 1x SIL 2 or 2x SIL 3	32; Total inputs and outputs max. 32 and 2x SIL 2 or 4x SIL 3
<b>Input voltage</b>			
• Rated value (DC)	24 V	24 V	24 V
<b>Digital outputs</b>			
Number of digital outputs	8; Max. 8 inputs and outputs (total)	8; Max. 8 inputs and outputs (total)	16; Max. 32 inputs and outputs (total)
Short-circuit protection	Yes	Yes	Yes
<b>Switching capacity of the outputs</b>			
• with resistive load, max.	100 mA	100 mA	100 mA
<b>Output voltage</b>			
• Rated value (DC)	24 V; Non-isolated	24 V; Non-isolated	24 V; Non-isolated
<b>Total current of the outputs</b>			
• Current per channel, max.	100 mA	100 mA	100 mA
• Current per group, max.	800 mA	800 mA	800 mA

## Technical specifications (continued)

Article number	<b>6AV3688-3AY36-0AX0</b> SIMATIC HMI KP8 PN	<b>6AV3688-3AF37-0AX0</b> SIMATIC HMI KP8F PN	<b>6AV3688-3EH47-0AX0</b> SIMATIC HMI KP32F PN
<b>Interfaces</b>			
Number of industrial Ethernet interfaces	2; For the construction of lines and rings without external switch	2; For the construction of lines and rings without external switch	2; For the construction of lines and rings without external switch
Number of PROFINET interfaces	2; Incl. switch	2; Incl. switch	2; Incl. switch
<b>Industrial Ethernet</b>			
• Industrial Ethernet status LED	2; Per port	2; Per port	2; Per port
• Number of ports of the integrated switch	2; Per port	2; Per port	2; Per port
<b>Protocols</b>			
PROFINET	Yes; also 3rd party PLC	Yes; also 3rd party PLC	Yes; incl. shared device, 3rd party PLC
PROFINET CBA	No	No	No
IRT	Yes	Yes	Yes
MRP	Yes	Yes	Yes
PROFIsafe	No	Yes; 1x SIL 3 (two-channel) or 2x SIL 2 (single-channel) emergency stop sensors	Yes; 2x SIL 3 (two-channel) or 4x SIL 2 (single-channel) emergency stop sensors
PROFIBUS	No	No	No
<b>Test commissioning functions</b>			
Illuminant test	Yes; During switch on	Yes; During switch on	Yes; During switch on
Key and signal lamp test	Yes; Automatically when switching on	Yes; Automatically when switching on	Yes; Automatically when switching on
<b>Degree and class of protection</b>			
IP (at the front)	IP65	IP65	IP65
Enclosure Type 4 at the front	No	No	No
Enclosure Type 4x at the front	Yes; Incl. NEMA12	Yes; Incl. NEMA12	Yes; Incl. NEMA12
IP (rear)	IP20	IP20	IP20
<b>Standards, approvals, certificates</b>			
CE mark	Yes	Yes	Yes
cULus	Yes	Yes	Yes
RCM (formerly C-TICK)	Yes	Yes	Yes
KC approval	Yes	Yes	Yes
CCC		No; not necessary	No; not necessary
Suitable for safety functions	No	Yes	Yes
<b>Use in hazardous areas</b>			
• ATEX Zone 2	Yes	Yes	No
• ATEX Zone 22	Yes	Yes	No
• cULus Class I Zone 2, Division 2	Yes	Yes	No
• FM Class I Division 2	Yes	Yes	No
<b>Ambient conditions</b>			
<b>Ambient temperature during operation</b>			
• min.	0 °C	0 °C	0 °C
• max.	55 °C	55 °C	55 °C
<b>Relative humidity</b>			
• Operation, max.	95 %; no condensation	95 %; no condensation	95 %; no condensation
<b>Configuration</b>			
<b>Configuration software</b>			
• STEP 7 Basic (TIA Portal)	Yes	Yes	Yes
• STEP 7 Professional (TIA Portal)	Yes	Yes	Yes



## Operator panels

Basic HMI

Key Panels

### SIMATIC HMI KP8/KP8F/KP32F

#### Technical specifications (continued)

Article number	<b>6AV3688-3AY36-0AX0</b> SIMATIC HMI KP8 PN	<b>6AV3688-3AF37-0AX0</b> SIMATIC HMI KP8F PN	<b>6AV3688-3EH47-0AX0</b> SIMATIC HMI KP32F PN
<b>Functionality under WinCC (TIA Portal)</b>			
<b>Process coupling</b>			
• S7-1200	Yes; with ET 200pro CPU and ET 200S CPU	Yes; with ET 200pro CPU and ET 200S CPU	Yes; with ET 200pro CPU and ET 200S CPU
• S7-1500	Yes	Yes	Yes
• S7-200	No	No	No
• S7-300/400	Yes; STEP 7 or SIMATIC STEP 7 Basic V11 or higher	Yes; with F-CPU: STEP 7 V11 SP1 (or higher) and Safety V11 (or higher) or SIMATIC STEP 7 Basic V11 (or higher)	Yes; with F-CPU: STEP 7 V11 SP1 or higher and Safety V11 (or higher), without F-CPU STEP 7 or SIMATIC STEP 7 Basic V11 (or higher)
• LOGO!	No	No	No
• WinAC	Yes	Yes	Yes
• SIMOTION	No	No	No
• Allen Bradley (EtherNet/IP)	No	No	No
• Allen Bradley (DF1)	No	No	No
• Mitsubishi (MC TCP/IP)	No	No	No
• Mitsubishi (FX)	No	No	No
• OMRON (FINS TCP)	No	No	No
• OMRON (LINK/Multilink)	No	No	No
• Modicon (Modbus TCP/IP)	No	No	No
• Modicon (Modbus)	No	No	No
<b>Mechanics/material</b>			
Enclosure material (front)			
• Plastic	Yes	Yes	No
• Aluminum	No	No	Yes
<b>Service life</b>			
• Short-stroke keys (in switching cycles)	1 500 000	1 500 000	1 500 000
• LEDs (ON period)	100 %	100 %	100 %
<b>Dimensions</b>			
Width of the housing front	98 mm	98 mm	295 mm
Height of housing front	155 mm	155 mm	155 mm
Mounting cutout, width	68 mm; Max. thickness of mounting plate 2 - 6 mm	68 mm; Max. thickness of mounting plate 2 - 6 mm	277 mm; Max. thickness of mounting plate 2 - 6 mm
Mounting cutout, height	129 mm	129 mm	137 mm
Overall depth	49 mm; Incl. angled SIMATIC Ethernet connector	49 mm; Incl. angled SIMATIC Ethernet connector	69 mm; Incl. angled SIMATIC Ethernet connector
<b>Weights</b>			
Weight without packaging	270 g	280 g	1 220 g

**Technical specifications** (continued)

Article number	<b>6AV3688-3XY38-3AX0</b> KP8 DESIGN BLANK FRONT
<b>General information</b>	
Product type designation	Empty front design
<b>Control elements</b>	
With parameterizable keys	No
<b>Keyboard fonts</b>	
• Function keys	
- Number of function keys	0
<b>Installation type/mounting</b>	
Mounting type	Clamp terminals
Rack mounting	No
Front mounting	Yes; Compatible with Extension Units dimensions
Rail mounting	No
Wall mounting/direct mounting	No
Mounting in portrait format possible	Yes
Mounting in landscape format possible	Yes
maximum permissible angle of inclination without external ventilation	180°; To the front/rear
Number of slots for command devices and signaling units	5; Max. 5 possible
<b>Supply voltage</b>	
Type of supply voltage	external
<b>Type of output</b>	
LED colors	
• red	No
• yellow	No
• green	No
• white	No
• blue	No
<b>Interfaces</b>	
Number of USB interfaces	0
<b>Test commissioning functions</b>	
Key and signal lamp test	No
<b>EMC</b>	
<b>Emission of radio interference acc. to EN 55 011</b>	
• Limit class A, for use in industrial areas	No
• Limit class B, for use in residential areas	No
<b>Degree and class of protection</b>	
IP (at the front)	IP65
Enclosure Type 4 at the front	No
Enclosure Type 4x at the front	No
IP (rear)	IP20

Article number	<b>6AV3688-3XY38-3AX0</b> KP8 DESIGN BLANK FRONT
<b>Standards, approvals, certificates</b>	
CE mark	Yes
cULus	No
RCM (formerly C-TICK)	No
KC approval	No
Suitable for safety functions	Yes; e.g. installation of emergency stop
<b>Marine approval</b>	
• Germanischer Lloyd (GL)	No
• American Bureau of Shipping (ABS)	No
• Bureau Veritas (BV)	No
• Det Norske Veritas (DNV)	No
• Lloyds Register of Shipping (LRS)	No
• Nippon Kaiji Kyokai (Class NK)	No
• Polski Rejestr Statkow (PRS)	No
<b>Use in hazardous areas</b>	
• ATEX Zone 2	No
• ATEX Zone 22	No
• cULus Class I Zone 1	No
• cULus Class I Zone 2, Division 2	No
• FM Class I Division 2	No
<b>Ambient conditions</b>	
<b>Ambient temperature during operation</b>	
• min.	0 °C
• max.	55 °C
<b>Relative humidity</b>	
• Operation, max.	95 %
<b>Mechanics/material</b>	
Enclosure material (front)	
• Plastic	No
• Aluminum	Yes
• Stainless steel	No
<b>Dimensions</b>	
Width of the housing front	98 mm
Height of housing front	155 mm
Mounting cutout, width	68 mm; Max. thickness of mounting plate 2 - 6 mm
Mounting cutout, height	129 mm
Overall depth	49 mm
<b>Weights</b>	
Weight without packaging	240 g
<b>Other</b>	
Merchandise	Yes
Manufacturer name	SIEMENS AG
Manufacturer's address	Gleiwitzerstraße 555, 90475 Nuremberg, Germany

## Operator panels

Basic HMI

Key Panels

### SIMATIC HMI KP8/KP8F/KP32F

Ordering data	Article No.
<b>SIMATIC HMI KP8 PN</b> Key Panel, 8 short-stroke keys with multicolored LEDs, PROFINET interfaces, 2 x parameterizable with STEP 7 V5.5 or higher	<b>6AV3688-3AY36-0AX0</b>
<b>SIMATIC HMI KP8F PN</b> Key Panel, 8 short-stroke keys with multicolored LEDs, PROFINET interfaces with PROFIsafe, parameterizable with STEP 7 V5.5 or higher; 4 additional fail-safe inputs. Can be used as 2 x SIL 2 or 1 x SIL 3	<b>6AV3688-3AF37-0AX0</b>
<b>SIMATIC HMI KP32F PN</b> Key Panel, 32 short-stroke keys with multicolored LEDs, PROFINET interfaces with PROFIsafe, parameterizable with STEP 7 V5.5 or higher; including 8 fail-safe inputs. Can be used as 4 x SIL 2 or 2 x SIL 3	<b>6AV3688-3EH47-0AX0</b>
<b>Empty front design</b> for standard 22.5 mm operator controls, same mounting dimensions as KP8	<b>6AV3688-3XY38-3AX0</b>
<b>Demo case</b> SIMATIC HMI Key Panel – low-cost demo and experiment case <ul style="list-style-type: none"> <li>• Includes:               <ul style="list-style-type: none"> <li>- 1x case</li> <li>- 1x KP8 PN</li> <li>- 1x CPU1211C</li> <li>- 1x stand, permanently wired, including program</li> </ul> </li> <li>• Power supply possible with a standard laptop mains adapter (not included in scope of supply)</li> </ul>	<b>A5E3147788</b> Only by fax to Siemens AG, Mr. Michael Christ Industry Sector, DF FA SE MF PU2 RS FDS DTS Würzburger Str. 121, 90766 Fürth, Germany Tel.: +49 911 750-4128 Fax: +49 911 750-2411
<b>Documentation</b> You can find the manual for the Key Panels on the Internet at:	<a href="http://support.automation.siemens.com/WW/view/en/56652789">http://support.automation.siemens.com/WW/view/en/56652789</a>
<b>Accessories</b>	See chapter 6

### More information

More information is available on the Internet at:

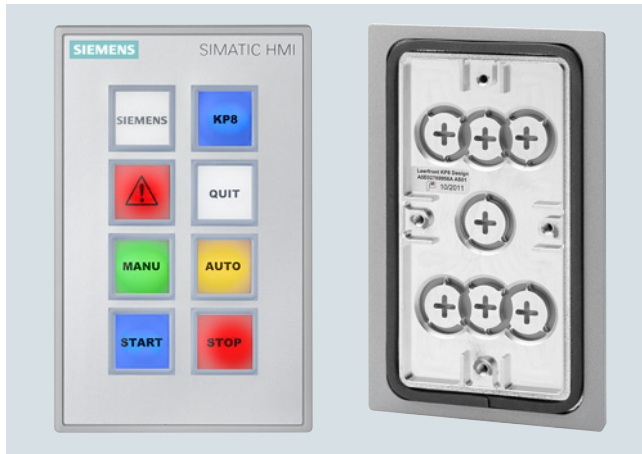
<http://www.siemens.com/key-panels>

For accessories see "Operator Control and Monitoring Systems SIMATIC HMI" -> "Accessories"

#### Note:

Do you need a specific modification or option for the products described here? Then look up "Customized products", where you will find information about additional sector-specific products that can be ordered as well as about options for customer-specific modification and adaptation.

## Overview



SIPLUS HMI KP8 PN and empty front

### Note:

SIPLUS extreme products are based on SIMATIC standard products. The contents listed here were taken from the respective standard products. SIPLUS extreme-specific information was added.

## Technical specifications

Article number	<b>6AG1688-3AY36-2AX0</b> SIPLUS HMI KP8 PN
<b>Ambient conditions</b>	
<b>Ambient temperature during operation</b>	
• min.	-40 °C; = Tmin; Startup @ -25 °C
• max.	60 °C; = Tmax
<b>Altitude during operation relating to sea level</b>	
• Installation altitude above sea level, max.	5 000 m
• Ambient air temperature-barometric pressure-altitude	Tmin ... Tmax at 1 140 hPa ... 795 hPa (-1 000 m ... +2 000 m) // Tmin ... (Tmax - 10 K) at 795 hPa ... 658 hPa (+2 000 m ... +3 500 m) // Tmin ... (Tmax -20 K) at 658 hPa ... 540 hPa (+3 500 m ... +5 000 m)
<b>Resistance</b>	
<b>Use in stationary industrial systems</b>	
- to biologically active substances according to EN 60721-3-3	Yes; Class 3B2 mold, fungus and dry rot spores (with the exception of fauna); Class 3B3 on request
- to chemically active substances according to EN 60721-3-3	Yes; Class 3C4 (RH < 75 %) incl. salt spray acc. to EN 60068-2-52 (severity degree 3); *
- to mechanically active substances according to EN 60721-3-3	Yes; Class 3S4 incl. sand, dust; *
<b>Use on ships/at sea</b>	
- to biologically active substances according to EN 60721-3-6	Yes; Class 6B2 mold and fungal spores (excluding fauna); Class 6B3 on request
- to chemically active substances according to EN 60721-3-6	Yes; Class 6C3 (RH < 75 %) incl. salt spray acc. to EN 60068-2-52 (severity degree 3); *
- to mechanically active substances according to EN 60721-3-6	Yes; Class 6S3 incl. sand, dust; *
<b>from supply voltage 1L+</b>	
- Note regarding classification of environmental conditions acc. to EN 60721	* The supplied plug covers must remain in place over the unused interfaces during operation!

## Ordering data

## Article No.

<b>SIPLUS HMI KP8 PN</b> (Exposure to media) Key Panel, 8 short-stroke keys with multicolored LEDs, PROFINET interfaces, 2 x parameterizable with STEP 7 V5.5 or higher	<b>6AG1688-3AY36-2AX0</b>
<b>Empty front design</b> (Exposure to media) For standard 22.5 mm operator controls, same mounting dimensions as KP8	<b>6AG1688-3XY38-2AX0</b>
<b>Documentation</b> You can find the manual for the Key Panels on the Internet at:	<a href="http://support.automation.siemens.com/WWW/view/en/56652789">http://support.automation.siemens.com/WWW/view/en/56652789</a>
<b>Accessories</b>	See chapter 6

## Operator panels

Basic HMI

Basic Panels

### Standard devices 2nd Generation

#### Overview



#### Basic Panels (2<sup>nd</sup> Generation)

SIMATIC HMI Basic Panels (2<sup>nd</sup> Generation) with their fully developed HMI basic functions are the ideal entry-level series for simple HMI applications.

The device family offers panels with 4", 7", 9" and 12" displays, as well as combined key and touch operation.

The innovative high-resolution widescreen displays with 64 000 colors are also suitable for upright installation, and they can be dimmed down to 100%. The innovative operator interface with improved usability opens up a diverse range of options thanks to new controls and graphics. The new USB interface enables the connection of keyboard, mouse or barcode scanner, and supports the simple archiving of data on a USB flash drive as well as the manual backup and restoring of the complete panel.

The integrated Ethernet or RS 485/422 interface (version-specific) enables simple connection to the controller.

<http://www.siemens.com/basic-panels>

#### Technical specifications

Article number	6AV2123-2DB03-0AX0 SIMATIC HMI KTP400 BASIC	6AV2123-2GB03-0AX0 SIMATIC HMI KTP700 BASIC	6AV2123-2GA03-0AX0 SIMATIC HMI KTP700 BASIC DP
<b>General information</b>			
Product type designation	KTP400 Basic color PN	KTP700 Basic color PN	KTP700 Basic color DP
<b>Display</b>			
Design of display	TFT widescreen display, LED backlighting	TFT widescreen display, LED backlighting	TFT widescreen display, LED backlighting
Screen diagonal	4.3 in	7 in	7 in
Number of colors	65 536	65 536	65 536
<b>Resolution (pixels)</b>			
• Horizontal image resolution	480 Pixel	800 Pixel	800 Pixel
• Vertical image resolution	272 Pixel	480 Pixel	480 Pixel
<b>Backlighting</b>			
• MTBF backlighting (at 25 °C)	20 000 h	20 000 h	20 000 h
• Backlight dimmable	Yes	Yes	Yes
<b>Keyboard fonts</b>			
• Function keys			
- Number of function keys	4	8	8
- Number of function keys with LEDs	0		
<b>Touch operation</b>			
• Design as touch screen	Yes	Yes	Yes
<b>Installation type/mounting</b>			
Mounting in portrait format possible	Yes	Yes	Yes
<b>Supply voltage</b>			
Type of supply voltage	DC	DC	DC
Rated value (DC)	24 V	24 V	24 V
<b>Memory</b>			
Memory available for user data	10 Mbyte	10 Mbyte	10 Mbyte
<b>Type of output</b>			
Acoustics			
• Buzzer	Yes	Yes	Yes
<b>Time of day</b>			
<b>Clock</b>			
• Software clock	Yes	Yes	Yes
• retentive	Yes; Back-up duration typically 6 weeks	Yes; Back-up duration typically 6 weeks	Yes; Back-up duration typically 6 weeks
• synchronizable	Yes	Yes	Yes



## Technical specifications (continued)

Article number	6AV2123-2DB03-0AX0 SIMATIC HMI KTP400 BASIC	6AV2123-2GB03-0AX0 SIMATIC HMI KTP700 BASIC	6AV2123-2GA03-0AX0 SIMATIC HMI KTP700 BASIC DP
<b>Interfaces</b>			
Number of industrial Ethernet interfaces	1	1	0
Number of RS 485 interfaces	0	0	1
Number of USB interfaces	1; Up to 16 GB	1; Up to 16 GB	1; Up to 16 GB
Number of SD card slots	0	0	0
<b>Protocols</b>			
PROFINET	Yes	Yes	No
IRT	No	No	No
MRP	No	No	No
PROFIBUS	No	No	Yes
MPI	No	No	Yes
<b>Degree and class of protection</b>			
IP (at the front)	IP65	IP65	IP65
Enclosure Type 4x at the front	Yes	Yes	Yes
IP (rear)	IP20	IP20	IP20
<b>Standards, approvals, certificates</b>			
CE mark	Yes	Yes	Yes
cULus	Yes	Yes	Yes
RCM (formerly C-TICK)	Yes	Yes	Yes
KC approval	Yes	Yes	Yes
<b>Marine approval</b>			
• Germanischer Lloyd (GL)	Yes	Yes	Yes
• American Bureau of Shipping (ABS)	Yes	Yes	Yes
• Bureau Veritas (BV)	Yes	Yes	Yes
• Det Norske Veritas (DNV)	Yes	Yes	Yes
• Lloyds Register of Shipping (LRS)	Yes	Yes	Yes
• Nippon Kaiji Kyokai (Class NK)	Yes	Yes	Yes
• Polski Rejestr Statkow (PRS)	No	No	No
• Chinese Classification Society (CCS)	No	No	No
<b>Use in hazardous areas</b>			
• ATEX Zone 2	No	No	No
• ATEX Zone 22	No	No	No
• IECEx Zone 2	No	No	No
• IECEx Zone 22	No	No	No
• cULus Class I Zone 2, Division 2	No	No	No
• FM Class I Division 2	No	No	No
<b>Ambient conditions</b>			
Suited for indoor use	Yes		Yes
Suited for outdoor use	No		No
<b>Ambient temperature during operation</b>			
• Operation (vertical installation)			
- For vertical installation, min.	0 °C	0 °C	0 °C
- For vertical installation, max.	50 °C	50 °C	50 °C
<b>Relative humidity</b>			
• Operation, max.	90 %; no condensation	90 %; no condensation	90 %; no condensation
<b>Configuration</b>			
<b>Configuration software</b>			
• STEP 7 Basic (TIA Portal)	Yes; via integrated WinCC Basic (TIA Portal)	Yes; via integrated WinCC Basic (TIA Portal)	Yes; via integrated WinCC Basic (TIA Portal)
• WinCC flexible Compact	No	No	No
• WinCC Basic (TIA Portal)	Yes	Yes	Yes

## Operator panels

Basic HMI

Basic Panels

### Standard devices 2nd Generation

#### Technical specifications (continued)

Article number	<b>6AV2123-2DB03-0AX0</b> SIMATIC HMI KTP400 BASIC	<b>6AV2123-2GB03-0AX0</b> SIMATIC HMI KTP700 BASIC	<b>6AV2123-2GA03-0AX0</b> SIMATIC HMI KTP700 BASIC DP
<b>Languages</b>			
<b>Online languages</b>			
• Number of online/runtime languages	10	10	10
<b>Functionality under WinCC (TIA Portal)</b>			
Applications/options			
• Web browser	Yes	Yes	No
• SIMATIC WinCC Sm@rtServer	Yes; Available with WinCC (TIA Portal) V14 or higher	Yes; Available with WinCC (TIA Portal) V14 or higher	No
Number of Visual Basic Scripts	No	No	No
Task planner	Yes	Yes	Yes
• time-controlled	No	No	No
• task-controlled	Yes	Yes	Yes
<b>Message system</b>			
• Bit messages			
- Number of bit messages	1 000	1 000	1 000
• Analog messages			
- Number of analog messages	25	25	25
• Message buffer			
- Number of entries	256	256	256
- Circulating buffer	Yes	Yes	Yes
- retentive	Yes	Yes	Yes
<b>Recipe management</b>			
• Number of recipes	50	50	50
• Size of internal recipe memory	256 kbyte	256 kbyte	256 kbyte
• Recipe memory expandable	No	No	No
<b>Variables</b>			
• Number of variables per device	800	800	800
• Number of variables per screen	100	100	100
<b>Images</b>			
• Number of configurable images	250	250	250
<b>Archiving</b>			
• Number of archives per device	2; One message and one process value archive	2; One message and one process value archive	2; One message and one process value archive
• Number of entries per archive	10 000	10 000	10 000
• Message archive	Yes	Yes	Yes
• Process value archive	Yes	Yes	Yes
• Archiving methods			
- Sequential archive	Yes	Yes	Yes
- Short-term archive	Yes	Yes	Yes
• Memory location			
- Memory card	No	No	No
- USB memory	Yes	Yes	Yes
- Ethernet	No	No	No
• Data storage format			
- CSV	No	No	No
- TXT	Yes	Yes	Yes
- RDB	No	No	No

## Technical specifications (continued)

Article number	<b>6AV2123-2DB03-0AX0</b> SIMATIC HMI KTP400 BASIC	<b>6AV2123-2GB03-0AX0</b> SIMATIC HMI KTP700 BASIC	<b>6AV2123-2GA03-0AX0</b> SIMATIC HMI KTP700 BASIC DP
<b>Functionality under WinCC (TIA Portal) (continued)</b>			
<b>Security</b>			
• Number of user groups	50	50	50
• Number of users	50	50	50
• SIMATIC Logon	No	No	No
<b>Transfer (upload/download)</b>			
• MPI/PROFIBUS DP	No	No	Yes
• Ethernet	Yes	Yes	No
<b>Process coupling</b>			
• S7-1200	Yes	Yes	Yes
• S7-1500	Yes	Yes	Yes
• S7-200	Yes	Yes	Yes
• S7-300/400	Yes	Yes	Yes
• LOGO!	Yes	Yes	Yes
• WinAC	Yes	Yes	Yes
• SIMOTION	Yes	Yes	Yes
• Allen Bradley (EtherNet/IP)	Yes	Yes	No
• Allen Bradley (DF1)	No	No	Yes
• Mitsubishi (MC TCP/IP)	Yes	Yes	No
• Mitsubishi (FX)	No	No	Yes
• OMRON (FINS TCP)	No	No	No
• OMRON (LINK/Multilink)	No	No	Yes
• Modicon (Modbus TCP/IP)	Yes	Yes	No
• Modicon (Modbus)	No	No	Yes
<b>Peripherals/Options</b>			
Peripherals			
• Printer	No	No	No
• SIMATIC HMI MM memory card: Multi Media Card	No	No	No
• SIMATIC HMI SD memory card: Secure Digital memory card	No	No	No
• USB memory	Yes	Yes	Yes
<b>Mechanics/material</b>			
Enclosure material (front)			
• Plastic	Yes	Yes	Yes
• Aluminum	No	No	No
• Stainless steel	No	No	No
<b>Dimensions</b>			
Width of the housing front	141 mm	214 mm	214 mm
Height of housing front	116 mm	158 mm	158 mm
Mounting cutout, width	123 mm	197 mm	197 mm
Mounting cutout, height	99 mm	141 mm	141 mm
Overall depth	33 mm	39 mm	39 mm
<b>Weights</b>			
Weight without packaging	360 g	780 g	800 g

## Operator panels

### Basic HMI

### Basic Panels

#### Standard devices 2nd Generation

#### Technical specifications (continued)

Article number	<b>6AV2123-2JB03-0AX0</b> SIMATIC HMI KTP900 BASIC	<b>6AV2123-2MB03-0AX0</b> SIMATIC HMI KTP1200 BASIC	<b>6AV2123-2MA03-0AX0</b> SIMATIC HMI KTP1200 BASIC DP
<b>General information</b>			
Product type designation	KTP900 Basic color PN	KTP1200 Basic color PN	KTP1200 Basic color DP
<b>Display</b>			
Design of display	TFT widescreen display, LED backlighting	TFT widescreen display, LED backlighting	TFT widescreen display, LED backlighting
Screen diagonal	9 in	12 in	12 in
Number of colors	65 536	65 536	65 536
<b>Resolution (pixels)</b>			
• Horizontal image resolution	800 Pixel	1 280 Pixel	1 280 Pixel
• Vertical image resolution	480 Pixel	800 Pixel	800 Pixel
<b>Backlighting</b>			
• MTBF backlighting (at 25 °C)	20 000 h	20 000 h	20 000 h
• Backlight dimmable	Yes	Yes	Yes
<b>Keyboard fonts</b>			
• Function keys			
- Number of function keys	8	10	10
<b>Touch operation</b>			
• Design as touch screen	Yes	Yes	Yes
<b>Installation type/mounting</b>			
Mounting in portrait format possible	Yes	Yes	Yes
<b>Supply voltage</b>			
Type of supply voltage	DC	DC	DC
Rated value (DC)	24 V	24 V	24 V
<b>Memory</b>			
Memory available for user data	10 Mbyte	10 Mbyte	10 Mbyte
<b>Type of output</b>			
Acoustics			
• Buzzer	Yes	Yes	Yes
<b>Time of day</b>			
<b>Clock</b>			
• Software clock	Yes	Yes	Yes
• retentive	Yes; Back-up duration typically 6 weeks	Yes; Back-up duration typically 6 weeks	Yes; Back-up duration typically 6 weeks
• synchronizable	Yes	Yes	Yes
<b>Interfaces</b>			
Number of industrial Ethernet interfaces	1	1	0
Number of RS 485 interfaces	0	0	1
Number of USB interfaces	1; Up to 16 GB	1; Up to 16 GB	1; Up to 16 GB
Number of SD card slots	0	0	0
<b>Protocols</b>			
PROFINET	Yes	Yes	No
IRT	No	No	No
MRP	No	No	No
PROFIBUS	No	No	Yes
MPI	No	No	Yes
<b>Degree and class of protection</b>			
IP (at the front)	IP65	IP65	IP65
Enclosure Type 4x at the front	Yes	Yes	Yes
IP (rear)	IP20	IP20	IP20

## Technical specifications (continued)

Article number	6AV2123-2JB03-0AX0 SIMATIC HMI KTP900 BASIC	6AV2123-2MB03-0AX0 SIMATIC HMI KTP1200 BASIC	6AV2123-2MA03-0AX0 SIMATIC HMI KTP1200 BASIC DP
<b>Standards, approvals, certificates</b>			
CE mark	Yes	Yes	Yes
cULus	Yes	Yes	Yes
RCM (formerly C-TICK)	Yes	Yes	Yes
KC approval	Yes	Yes	Yes
<b>Marine approval</b>			
• Germanischer Lloyd (GL)	Yes	Yes	Yes
• American Bureau of Shipping (ABS)	Yes	Yes	Yes
• Bureau Veritas (BV)	Yes	Yes	Yes
• Det Norske Veritas (DNV)	Yes	Yes	Yes
• Lloyds Register of Shipping (LRS)	Yes	Yes	Yes
• Nippon Kaiji Kyokai (Class NK)	Yes	Yes	Yes
• Polski Rejestr Statkow (PRS)	No	No	No
• Chinese Classification Society (CCS)	No	No	No
<b>Use in hazardous areas</b>			
• ATEX Zone 2	No	No	No
• ATEX Zone 22	No	No	No
• IECEx Zone 2	No	No	No
• IECEx Zone 22	No	No	No
• cULus Class I Zone 2, Division 2	No	No	No
• FM Class I Division 2	No	No	No
<b>Ambient conditions</b>			
Suited for indoor use			Yes
Suited for outdoor use			No
<b>Ambient temperature during operation</b>			
• Operation (vertical installation)			
- For vertical installation, min.	0 °C	0 °C	0 °C
- For vertical installation, max.	50 °C	50 °C	50 °C
<b>Relative humidity</b>			
• Operation, max.	90 %; no condensation	90 %; no condensation	90 %; no condensation
<b>Configuration</b>			
<b>Configuration software</b>			
• STEP 7 Basic (TIA Portal)	Yes; via integrated WinCC Basic (TIA Portal)	Yes; via integrated WinCC Basic (TIA Portal)	Yes; via integrated WinCC Basic (TIA Portal)
• WinCC flexible Compact	No	No	No
• WinCC Basic (TIA Portal)	Yes	Yes	Yes
<b>Languages</b>			
<b>Online languages</b>			
• Number of online/runtime languages	10	10	10



## Operator panels

Basic HMI

Basic Panels

### Standard devices 2nd Generation

#### Technical specifications (continued)

Article number	<b>6AV2123-2JB03-0AX0</b> SIMATIC HMI KTP900 BASIC	<b>6AV2123-2MB03-0AX0</b> SIMATIC HMI KTP1200 BASIC	<b>6AV2123-2MA03-0AX0</b> SIMATIC HMI KTP1200 BASIC DP
<b>Functionality under WinCC (TIA Portal)</b>			
Applications/options			
• Web browser	Yes	Yes	No
• SIMATIC WinCC Sm@rtServer	Yes; Available with WinCC (TIA Portal) V14 or higher	Yes; Available with WinCC (TIA Portal) V14 or higher	No
Number of Visual Basic Scripts	No	No	No
Task planner	Yes	Yes	Yes
• time-controlled	No	No	No
• task-controlled	Yes	Yes	Yes
<b>Message system</b>			
• Bit messages			
- Number of bit messages	1 000	1 000	1 000
• Analog messages			
- Number of analog messages	25	25	25
• Message buffer			
- Number of entries	256	256	256
- Circulating buffer	Yes	Yes	Yes
- retentive	Yes	Yes	Yes
<b>Recipe management</b>			
• Number of recipes	50	50	50
• Size of internal recipe memory	256 kbyte	256 kbyte	256 kbyte
• Recipe memory expandable	No	No	No
<b>Variables</b>			
• Number of variables per device	800	800	800
• Number of variables per screen	100	100	100
<b>Images</b>			
• Number of configurable images	250	250	250
<b>Archiving</b>			
• Number of archives per device	2; One message and one process value archive	2; One message and one process value archive	2; One message and one process value archive
• Number of entries per archive	10 000	10 000	10 000
• Message archive	Yes	Yes	Yes
• Process value archive	Yes	Yes	Yes
• Archiving methods			
- Sequential archive	Yes	Yes	Yes
- Short-term archive	Yes	Yes	Yes
• Memory location			
- Memory card	No	No	No
- USB memory	Yes	Yes	Yes
- Ethernet	No	No	No
• Data storage format			
- CSV	No	No	No
- TXT	Yes	Yes	Yes
- RDB	No	No	No

2

**Technical specifications** (continued)

Article number	<b>6AV2123-2JB03-0AX0</b> SIMATIC HMI KTP900 BASIC	<b>6AV2123-2MB03-0AX0</b> SIMATIC HMI KTP1200 BASIC	<b>6AV2123-2MA03-0AX0</b> SIMATIC HMI KTP1200 BASIC DP
<b>Functionality under WinCC (TIA Portal) (continued)</b>			
<b>Security</b>			
• Number of user groups	50	50	50
• Number of users	50	50	50
• SIMATIC Logon	No	No	No
<b>Transfer (upload/download)</b>			
• MPI/PROFIBUS DP	No	No	Yes
• Ethernet	Yes	Yes	No
<b>Process coupling</b>			
• S7-1200	Yes	Yes	Yes
• S7-1500	Yes	Yes	Yes
• S7-200	Yes	Yes	Yes
• S7-300/400	Yes	Yes	Yes
• LOGO!	Yes	Yes	Yes
• WinAC	Yes	Yes	Yes
• SIMOTION	Yes	Yes	Yes
• Allen Bradley (EtherNet/IP)	Yes	Yes	No
• Allen Bradley (DF1)	No	No	Yes
• Mitsubishi (MC TCP/IP)	Yes	Yes	No
• Mitsubishi (FX)	No	No	Yes
• OMRON (FINS TCP)	No	No	No
• OMRON (LINK/Multilink)	No	No	Yes
• Modicon (Modbus TCP/IP)	Yes	Yes	No
• Modicon (Modbus)	No	No	Yes
<b>Peripherals/Options</b>			
Peripherals			
• Printer	No	No	No
• SIMATIC HMI MM memory card: Multi Media Card	No	No	No
• SIMATIC HMI SD memory card: Secure Digital memory card	No	No	No
• USB memory	Yes	Yes	Yes
<b>Mechanics/material</b>			
Enclosure material (front)			
• Plastic	Yes	Yes	Yes
• Aluminum	No	No	No
• Stainless steel	No	No	No
<b>Dimensions</b>			
Width of the housing front	267 mm	330 mm	330 mm
Height of housing front	182 mm	245 mm	245 mm
Mounting cutout, width	251 mm	310 mm	310 mm
Mounting cutout, height	166 mm	221 mm	221 mm
Overall depth	55 mm	60 mm	60 mm
<b>Weights</b>			
Weight without packaging	1 130 g	1 710 g	1 710 g

## Operator panels

Basic HMI

Basic Panels

### Standard devices 2nd Generation

Ordering data	Article No.	Ordering data	Article No.
<b>SIMATIC HMI Basic Panels (2<sup>nd</sup> Generation)</b> <b>Key and Touch devices</b>		<b>Starter kits</b>	
<b>SIMATIC HMI KTP400 Basic</b> Key/touch-screen operation; 4" TFT widescreen display, 65 536 colors, PROFINET interface	6AV2123-2DB03-0AX0	<b>Starter kit SIMATIC S7-1200 + KP300 Basic mono PN</b>	6AV6651-7HA01-3AA4
<b>SIMATIC HMI KTP700 Basic</b> Key/touch-screen operation; 7" TFT display, 65 536 colors, PROFINET interface	6AV2123-2GB03-0AX0	<b>Starter kit SIMATIC S7-1200 + KTP400 Basic</b>	6AV6651-7KA01-3AA4
<b>SIMATIC HMI KTP700 Basic DP</b> Key/touch-screen operation; 7" TFT display, 65 536 colors, PROFIBUS interface	6AV2123-2GA03-0AX0	<b>Starter kit SIMATIC S7-1200 + KTP700 Basic</b>  Starter kits with an S7-1200 consist of: <ul style="list-style-type: none"> <li>the respective SIMATIC HMI Basic Panel: SIMATIC HMI KP300 Basic mono PN, SIMATIC HMI KTP400 Basic, SIMATIC HMI KTP700 Basic</li> <li>SIMATIC S7-1200 CPU 1212C AC/DC/Rly</li> <li>SIMATIC S7-1200 Simulator Module SIM 12</li> <li>SIMATIC STEP 7 BASIC CD</li> <li>SIMATIC S7-1200 HMI Manual Collection CD</li> <li>Ethernet CAT5 cable, 2 m</li> </ul>	6AV6651-7DA01-3AA4
<b>SIMATIC HMI KTP900 Basic</b> Key/touch-screen operation; 9" TFT display, 65 536 colors, PROFINET interface	6AV2123-2JB03-0AX0	<b>Starter kit LOGO! + KP300 Basic mono PN</b>	6AV2132-0HA00-0AA1
<b>SIMATIC HMI KTP1200 Basic</b> Key/touch-screen operation; 12" TFT display, 65 536 colors, PROFINET interface	6AV2123-2MB03-0AX0	<b>Starter kit LOGO! + KTP400 Basic</b>	6AV2132-0KA00-0AA1
<b>SIMATIC HMI KTP1200 Basic DP</b> Key/touch-screen operation; 12" TFT display, 65 536 colors, PROFIBUS interface	6AV2123-2MA03-0AX0	<b>Starter kit LOGO! + KTP700 Basic</b>  Starter kits with a LOGO! consist of: <ul style="list-style-type: none"> <li>the respective SIMATIC HMI Basic Panel: SIMATIC HMI KP300 Basic mono PN, SIMATIC HMI KTP400 Basic, SIMATIC HMI KTP700 Basic</li> <li>LOGO! 12/24 RCE</li> <li>LOGO! POWER 24 V 1.3 A</li> <li>LOGO! SOFT COMFORT V7</li> <li>WINCC BASIC (TIA Portal)</li> <li>Ethernet CAT5 cable, 2 m</li> </ul>	6AV2132-3GB00-0AA1
		<b>Documentation</b>  You can find the manual for the Basic Panels on the Internet at:	<a href="http://support.automation.siemens.com">http://support.automation.siemens.com</a>
		<b>Accessories</b>	See chapter 6

### More information


More information is available on the Internet at:

<http://www.siemens.com/basic-panels>

### Note:

Do you need a specific modification or option for the products described here? Then look up "Customized products", where you will find information about additional sector-specific products that can be ordered as well as about options for customer-specific modification and adaptation.

## Overview

**Basic Panels (1<sup>st</sup> Generation)**

- Ideal entry-level series from 3" to 15" for operator control and monitoring of compact machines and systems
- Clear process representation thanks to use of pixel-graphics displays
- Intuitive operation using touch and tactile function keys
- Equipped with all the necessary basic functions such as alarm logging, recipe management, plots, vector graphics, and language switching
- Simple connection to the controller via integral Ethernet interface or separate version with RS 485/422
- Faster commissioning thanks to integrated diagnostics viewer and IP setting for SIMATIC S7-1200 and S7-1500 PLCs

2

## Technical specifications

Article number	6AV6647-0AH11-3AX0	6AV6647-0AJ11-3AX0
	SIMATIC HMI KP300 BASIC MONO PN	SIMATIC HMI KP400 BASIC COLOR PN
<b>General information</b>		
Product type designation	KP300 Basic mono PN	KP400 Basic color PN
<b>Display</b>		
Design of display	FSTN	TFT
Screen diagonal	3.6 in	4.3 in
Number of colors	4; Backlit display only (white, red, green, yellow)	256
<b>Resolution (pixels)</b>		
• Horizontal image resolution	240 Pixel	480 Pixel
• Vertical image resolution	80 Pixel	272 Pixel
<b>Backlighting</b>		
• MTBF backlighting (at 25 °C)	50 000 h	50 000 h
• Backlight dimmable	No	No
<b>Keyboard fonts</b>		
• Function keys		
- Number of function keys	10	8
<b>Touch operation</b>		
• Design as touch screen	No	No
<b>Installation type/mounting</b>		
Mounting in portrait format possible	No	No
<b>Supply voltage</b>		
Type of supply voltage	DC	DC
Rated value (DC)	24 V	24 V

Article number	6AV6647-0AH11-3AX0	6AV6647-0AJ11-3AX0
	SIMATIC HMI KP300 BASIC MONO PN	SIMATIC HMI KP400 BASIC COLOR PN
<b>Memory</b>		
Memory available for user data	1 Mbyte	1 Mbyte
<b>Type of output</b>		
Acoustics		
• Buzzer	No	No
<b>Time of day</b>		
<b>Clock</b>		
• Software clock	Yes	Yes
• retentive	No	No
• synchronizable	Yes	Yes
<b>Interfaces</b>		
Number of industrial Ethernet interfaces	1	1
Number of RS 485 interfaces	0	0
Number of USB interfaces	0	0
Number of SD card slots	0	0
<b>Protocols</b>		
PROFINET	Yes	Yes
IRT	No	No
PROFIBUS	No	No
MPI	No	No
<b>Degree and class of protection</b>		
IP (at the front)	IP65	IP65
Enclosure Type 4x at the front	Yes	Yes
IP (rear)	IP20	IP20

# Operator panels

## Basic HMI

### Basic Panels

#### Standard devices 1st Generation

#### Technical specifications (continued)

Article number	6AV6647-0AH11-3AX0 SIMATIC HMI KP300 BASIC MONO PN	6AV6647-0AJ11-3AX0 SIMATIC HMI KP400 BASIC COLOR PN
<b>Standards, approvals, certificates</b>		
CE mark	Yes	Yes
cULus	Yes	Yes
RCM (formerly C-TICK)	Yes	Yes
KC approval	Yes	Yes
<b>Marine approval</b>		
• Germanischer Lloyd (GL)	Yes	No
• American Bureau of Shipping (ABS)	Yes	No
• Bureau Veritas (BV)	Yes	No
• Det Norske Veritas (DNV)	Yes	No
• Lloyds Register of Shipping (LRS)	Yes	No
• Nippon Kaiji Kyokai (Class NK)	Yes	No
• Polski Rejestr Statkow (PRS)	No	No
<b>Use in hazardous areas</b>		
• ATEX Zone 2	No	No
• ATEX Zone 22	No	No
• cULus Class I Zone 2, Division 2	Yes	No
• FM Class I Division 2	No	No
<b>Ambient conditions</b>		
<b>Ambient temperature during operation</b>		
• Operation (vertical installation)		
- For vertical installation, min.	0 °C	0 °C
- For vertical installation, max.	50 °C	50 °C
<b>Relative humidity</b>		
• Operation, max.	90 %; no condensation	90 %; no condensation
<b>Configuration</b>		
<b>Configuration software</b>		
• STEP 7 Basic (TIA Portal)	Yes; via integrated WinCC Basic (TIA Portal)	Yes; via integrated WinCC Basic (TIA Portal)
• WinCC flexible Compact	No	No
• WinCC Basic (TIA Portal)	Yes	Yes
<b>Languages</b>		
<b>Online languages</b>		
• Number of online/runtime languages	5	5
<b>Functionality under WinCC (TIA Portal)</b>		
Task planner		
• time-controlled	No	No
• task-controlled	Yes	Yes
<b>Message system</b>		
• Bit messages		
- Number of bit messages	200	200
• Analog messages		
- Number of analog messages	15	15
• Message buffer		
- Number of entries	256	256
- Circulating buffer	Yes	Yes
- retentive	Yes	Yes

Article number	6AV6647-0AH11-3AX0 SIMATIC HMI KP300 BASIC MONO PN	6AV6647-0AJ11-3AX0 SIMATIC HMI KP400 BASIC COLOR PN
<b>Recipe management</b>		
• Number of recipes	5	5
• Size of internal recipe memory	40 kbyte	40 kbyte
• Recipe memory expandable	No	No
<b>Variables</b>		
• Number of variables per device	250	500
• Number of variables per screen	30	30
<b>Images</b>		
• Number of configurable images	50	50
<b>Archiving</b>		
• Number of archives per device	0	0
<b>Security</b>		
• Number of user groups	50	50
• Number of users	50	50
• SIMATIC Logon	No	No
<b>Transfer (upload/download)</b>		
• MPI/PROFIBUS DP	No	No
• Ethernet	Yes	Yes
<b>Process coupling</b>		
• S7-1200	Yes	Yes
• S7-1500	Yes	Yes
• S7-200	Yes	Yes
• S7-300/400	Yes	Yes
• LOGO!	Yes	Yes
• WinAC	Yes	No
• SIMOTION	No	No
• Allen Bradley (EtherNet/IP)	Yes	Yes
• Allen Bradley (DF1)	No	No
• Mitsubishi (MC TCP/IP)	Yes	Yes
• Mitsubishi (FX)	No	No
• OMRON (FINS TCP)	No	No
• OMRON (LINK/Multilink)	No	No
• Modicon (Modbus TCP/IP)	Yes	Yes
• Modicon (Modbus)	No	No
<b>Peripherals/Options</b>		
Peripherals		
• Printer	No	No
• SIMATIC HMI MM memory card: Multi Media Card	No	No
• SIMATIC HMI SD memory card: Secure Digital memory card	No	No
• USB memory	No	No
<b>Mechanics/material</b>		
Enclosure material (front)		
• Plastic	Yes	Yes
• Aluminum	No	No
• Stainless steel	No	No
<b>Dimensions</b>		
Width of the housing front	165 mm	162 mm
Height of housing front	97 mm	189 mm
Mounting cutout, width	149 mm	135 mm
Mounting cutout, height	82 mm	171 mm
Overall depth	30 mm	33 mm
<b>Weights</b>		
Weight without packaging	0.25 kg	0.51 kg

Ordering data	Article No.
<b>SIMATIC HMI Basic Panels (1<sup>st</sup> Generation)</b>	
<b>Key and Touch devices</b>	
<b>SIMATIC HMI KTP400 Basic mono PN</b> Key/touch-screen operation; 4" STN display; 4 gray levels; PROFINET interface	<b>6AV6647-0AA11-3AX0</b>
<b>SIMATIC HMI KTP400 Basic color PN</b> Key/touch-screen operation; 4" widescreen TFT display, 256 colors, PROFINET interface	<b>6AV6647-0AK11-3AX0</b>
<b>SIMATIC HMI KTP600 Basic mono PN</b> Key/touch-screen operation; 6" STN display, 4 gray levels, PROFINET interface	<b>6AV6647-0AB11-3AX0</b>
<b>SIMATIC HMI KTP600 Basic color DP</b> Key/touch-screen operation; 6" TFT display, 256 colors, MPI/PROFIBUS DP interface	<b>6AV6647-0AC11-3AX0</b>
<b>SIMATIC HMI KTP600 Basic color PN</b> Key/touch-screen operation; 6" TFT display, 256 colors, PROFINET interface	<b>6AV6647-0AD11-3AX0</b>
<b>SIMATIC HMI KTP1000 Basic color DP</b> Key/touch-screen operation; 10" TFT display, 256 colors, MPI/PROFIBUS DP interface	<b>6AV6647-0AE11-3AX0</b>
<b>SIMATIC HMI KTP1000 Basic color PN</b> Key/touch-screen operation; 10" TFT display, 256 colors, PROFINET interface	<b>6AV6647-0AF11-3AX0</b>
<b>Key devices</b>	
<b>SIMATIC HMI KP300 Basic mono PN</b> Key operation; 3" FSTN LCD display, black and white, PROFINET interface	<b>6AV6647-0AH11-3AX0</b>
<b>SIMATIC HMI KP400 Basic color PN</b> Key operation; 4" widescreen TFT display, 256 colors, PROFINET interface	<b>6AV6647-0AJ11-3AX0</b>
<b>Touch devices</b>	
<b>SIMATIC HMI TP1500 Basic color PN</b> Touch-screen operation; 15" TFT display, 256 colors, PROFINET interface	<b>6AV6647-0AG11-3AX0</b>
<b>Documentation</b>	
You can find the manual for the Basic Panels on the Internet at:	<a href="http://support.automation.siemens.com">http://support.automation.siemens.com</a>
<b>Accessories</b>	
	See chapter 6

**More information**Note:

Do you need a specific modification or option for the products described here? Then look up "Customized products", where you will find information about additional sector-specific products that can be ordered as well as about options for customer-specific modification and adaptation.



## Operator panels

Basic HMI

Basic Panels

### SIPLUS Basic Panels (2nd Generation)

#### Overview



#### Note:

SIPLUS extreme products are based on SIMATIC standard products. The contents listed here were taken from the respective standard products. SIPLUS extreme-specific information was added.

Technical documentation on SIPLUS can be found here:  
<http://www.siemens.com/siplus-extreme>

#### Technical specifications

Article number	6AG1123-2DB03-2AX0	6AG1123-2GB03-2AX0	6AG1123-2GA03-2AX0
	SIPLUS HMI KTP400 BASIC	SIPLUS HMI KTP700 BASIC	SIPLUS HMI KTP700 BASIC DP
<b>Ambient conditions</b>			
Suited for indoor use		Yes	Yes
Suited for outdoor use		No	No
<b>Ambient temperature during operation</b>			
• Operation (vertical installation)			
- For vertical installation, min.	-20 °C; = Tmin	-20 °C	-20 °C; = Tmin
- For vertical installation, max.	60 °C; = Tmax	50 °C	50 °C
• At cold restart, min.	0 °C	0 °C	0 °C
<b>Altitude during operation relating to sea level</b>			
• Installation altitude above sea level, max.	3 000 m	3 000 m	3 000 m
• Ambient air temperature-barometric pressure-altitude	Tmin ... Tmax at 1 140 hPa ... 795 hPa (-1 000 m ... +2 000 m) // Tmin ... Tmax -5K at 795 hPa ... 701 hPa (+2 000 m ... +3 000 m)		
<b>Resistance</b>			
<b>Use in stationary industrial systems</b>			
- to biologically active substances according to EN 60721-3-3	Yes; Class 3B2 mold, fungus and dry rot spores (with the exception of fauna); Class 3B3 on request		
- to chemically active substances according to EN 60721-3-3	Yes; Class 3C4 (RH < 75 %) incl. salt spray acc. to EN 60068-2-52 (severity degree 3); *		
- to mechanically active substances according to EN 60721-3-3	Yes; Class 3S4 incl. sand, dust, *	Yes; Class 3S4 incl. sand, dust, *	Yes; Class 3S4 incl. sand, dust, *
<b>Use on ships/at sea</b>			
- to biologically active substances according to EN 60721-3-6	Yes; Class 6B2 mold and fungal spores (excluding fauna); Class 6B3 on request		
- to chemically active substances according to EN 60721-3-6	Yes; Class 6C3 (RH < 75 %) incl. salt spray acc. to EN 60068-2-52 (severity degree 3); *		
- to mechanically active substances according to EN 60721-3-6	Yes; Class 6S3 incl. sand, dust; *	Yes; Class 6S3 incl. sand, dust; *	Yes; Class 6S3 incl. sand, dust; *
<b>from supply voltage 1L+</b>			
- Note regarding classification of environmental conditions acc. to EN 60721	* The supplied plug covers must remain in place over the unused interfaces during operation!		

**Technical specifications** (continued)

Article number	<b>6AG1123-2JB03-2AX0</b> SIPLUS HMI KTP900 BASIC	<b>6AG1123-2MB03-2AX0</b> SIPLUS HMI KTP1200 BASIC	<b>6AG1123-2MA03-2AX0</b> SIPLUS HMI KTP1200 BASIC DP
<b>Ambient conditions</b>			
Suited for indoor/outdoor use	Yes/No	Yes/No	Yes/No
<b>Ambient temperature during operation</b>			
• Operation (vertical installation)			
- min./max.	-20 °C/50 °C	-10 °C; = Tmin/50 °C	-10 °C; = Tmin/50 °C
<b>Altitude during operation relating to sea level</b>			
• Ambient air temperature-barometric pressure-altitude	Tmin ... Tmax at 1 140 hPa ... 795 hPa (-1 000 m ... +2 000 m) // Tmin ... Tmax -5K) at 795 hPa ... 701 hPa (+2 000 m ... +3 000 m)		
<b>Resistance</b>			
<b>Use in stationary industrial systems</b>			
- to biologically active substances according to EN 60721-3-3	Yes; Class 3B2 mold, fungus and dry rot spores (with the exception of fauna); Class 3B3 on request		
- to chemically active substances according to EN 60721-3-3	Yes; Class 3C4 (RH < 75 %) incl. salt spray acc. to EN 60068-2-52 (severity degree 3); *		
- to mechanically active substances according to EN 60721-3-3	Yes; Class 3S4 incl. sand, dust, *	Yes; Class 3S4 incl. sand, dust, *	Yes; Class 3S4 incl. sand, dust, *
<b>Use on ships/at sea</b>			
- to biologically active substances according to EN 60721-3-6	Yes; Class 6B2 mold and fungal spores (excluding fauna); Class 6B3 on request		
- to chemically active substances according to EN 60721-3-6	Yes; Class 6C3 (RH < 75 %) incl. salt spray acc. to EN 60068-2-52 (severity degree 3); *		
- to mechanically active substances according to EN 60721-3-6	Yes; Class 6S3 incl. sand, dust; *	Yes; Class 6S3 incl. sand, dust; *	Yes; Class 6S3 incl. sand, dust; *
<b>from supply voltage 1L+</b>			
- Note regarding classification of environmental conditions acc. to EN 60721	* The supplied plug covers must remain in place over the unused interfaces during operation!		

**Ordering data**

	Article No.		Article No.
<b>SIPLUS HMI Basic Panels, Key and Touch</b>		<b>SIPLUS HMI KTP900 Basic</b>	<b>6AG1123-2JB03-2AX0</b>
<b>SIPLUS HMI KTP400 Basic</b>	<b>6AG1123-2DB03-2AX0</b>	For areas with extreme exposure to environmental substances (conformal coating); ambient temperature -20 ... +50 °C	
For areas with extreme exposure to environmental substances (conformal coating); ambient temperature -20 ... +60 °C		<b>SIPLUS HMI KTP1200 Basic</b>	<b>6AG1123-2MB03-2AX0</b>
<b>SIPLUS HMI KTP700 Basic</b>	<b>6AG1123-2GB03-2AX0</b>	For areas with extreme exposure to environmental substances (conformal coating); ambient temperature -10 ... +50 °C	
For areas with extreme exposure to environmental substances (conformal coating); ambient temperature -20 ... +50 °C		<b>SIPLUS HMI KTP1200 Basic DP</b>	<b>6AG1123-2MA03-2AX0</b>
<b>SIPLUS HMI KTP700 Basic DP</b>	<b>6AG1123-2GA03-2AX0</b>	For areas with extreme exposure to environmental substances (conformal coating); ambient temperature -10 ... +50 °C	
For areas with extreme exposure to environmental substances (conformal coating); ambient temperature -20 ... +50 °C		<b>Accessories</b>	See SIMATIC Basic Panels 2 <sup>nd</sup> Generation

**More information**

More information is available on the Internet at:

<http://www.siemens.com/basic-panels>
**Note:**

Do you need a specific modification or extension to the products described here? Then look up "Customized products", where you will find information about additional and generally available sector-specific products, as well as options for customer-specific modifications and adaptations.


## Operator panels

Basic HMI

Basic Panels

### SIPLUS Basic Panels (1st Generation)

#### Overview



#### Note:

SIPLUS extreme products are based on SIMATIC standard products. The contents listed here were taken from the respective standard products. SIPLUS extreme-specific information was added.

Technical documentation on SIPLUS can be found here:  
<http://www.siemens.com/siplus-extreme>

#### Technical specifications

Article number	<b>6AG1647-0AH11-2AX0</b> SIPLUS HMI KP300 BASIC MONO PN 3.6"	<b>6AG1647-0AA11-2AX0</b> SIPLUS KTP400 BASIC MONO PN	<b>6AG1647-0AD11-2AX0</b> SIPLUS KTP600 BASIC COLOR PN
<b>Ambient conditions</b>			
Suited for indoor use	Yes	Yes	Yes
Suited for outdoor use	No	No	No
<b>Ambient temperature during operation</b>			
• Operation (vertical installation)			
- For vertical installation, min.	-25 °C	-10 °C	-25 °C
- For vertical installation, max.	60 °C	60 °C	60 °C
<b>Use in stationary industrial systems</b>			
- to biologically active substances according to EN 60721-3-3	Yes; Class 3B2 mold, fungus and dry rot spores (with the exception of fauna); Class 3B3 on request		
- to chemically active substances according to EN 60721-3-3	Yes; Class 3C4 (RH < 75 %) incl. salt spray acc. to EN 60068-2-52 (severity degree 3); *		
- to mechanically active substances according to EN 60721-3-3	Yes; Class 3S4 incl. sand, dust, *	Yes; Class 3S4 incl. sand, dust, *	Yes; Class 3S4 incl. sand, dust, *
<b>Use on ships/at sea</b>			
- to biologically active substances according to EN 60721-3-6	Yes; Class 6B2 mold and fungal spores (excluding fauna); Class 6B3 on request		
- to chemically active substances according to EN 60721-3-6	Yes; Class 6C3 (RH < 75 %) incl. salt spray acc. to EN 60068-2-52 (severity degree 3); *		
- to mechanically active substances according to EN 60721-3-6	Yes; Class 6S3 incl. sand, dust; *	Yes; Class 6S3 incl. sand, dust; *	Yes; Class 6S3 incl. sand, dust; *
<b>from supply voltage 1L+</b>			
- Note regarding classification of environmental conditions acc. to EN 60721	* The supplied plug covers must remain in place over the unused interfaces during operation!		

**Technical specifications** (continued)

Article number	<b>6AG1647-0AE11-4AX0</b> SIPLUS KTP1000 BASIC COLOR DP 10.4"	<b>6AG1647-0AF11-4AX0</b> SIPLUS KTP1000 BASIC COLOR PN 10.4"	<b>6AG1647-0AG11-4AX0</b> SIPLUS TP1500 BASIC COLOR PN 15" 10.4"
<b>Ambient conditions</b>			
<b>Ambient temperature during operation</b>			
• Operation (vertical installation)	0 to +50 °C	0 to +50 °C	0 to +50 °C
- For vertical installation, min.	0 °C	0 °C	0 °C
- For vertical installation, max.	50 °C	50 °C	50 °C
<b>Use in stationary industrial systems</b>			
- to biologically active substances according to EN 60721-3-3	Yes; Class 3B2 mold, fungus and dry rot spores (with the exception of fauna); Class 3B3 on request		
- to chemically active substances according to EN 60721-3-3	Yes; Class 3C4 (RH < 75 %) incl. salt spray acc. to EN 60068-2-52 (severity degree 3); *		
- to mechanically active substances according to EN 60721-3-3	Yes; Class 3S4 incl. sand, dust, *	Yes; Class 3S4 incl. sand, dust, *	Yes; Class 3S4 incl. sand, dust, *
<b>Use on ships/at sea</b>			
- to biologically active substances according to EN 60721-3-6	Yes; Class 6B2 mold and fungal spores (excluding fauna); Class 6B3 on request		
- to chemically active substances according to EN 60721-3-6	Yes; Class 6C3 (RH < 75 %) incl. salt spray acc. to EN 60068-2-52 (severity degree 3); *		
- to mechanically active substances according to EN 60721-3-6	Yes; Class 6S3 incl. sand, dust; *	Yes; Class 6S3 incl. sand, dust; *	Yes; Class 6S3 incl. sand, dust; *
<b>from supply voltage 1L+</b>			
- Note regarding classification of environmental conditions acc. to EN 60721	* The supplied plug covers must remain in place over the unused interfaces during operation!		

**Ordering data**

Ordering data	Article No.	Ordering data	Article No.
<b>SIPLUS HMI KTP300 Basic mono PN</b> For areas with extreme exposure to media (conformal coating); ambient temperature -25 ... +60 °C	<b>6AG1647-0AH11-2AX0</b>	<b>SIPLUS HMI KTP1000 Basic color DP</b> For areas with extreme exposure to media (conformal coating); ambient temperature 0 ... +50 °C	<b>6AG1647-0AE11-4AX0</b>
<b>SIPLUS HMI KTP400 Basic mono PN</b> For areas with extreme exposure to media (conformal coating); ambient temperature -10 ... +60 °C	<b>6AG1647-0AA11-2AX0</b>	<b>SIPLUS HMI KTP1000 Basic color PN</b> For areas with extreme exposure to media (conformal coating); ambient temperature 0 ... +50 °C	<b>6AG1647-0AF11-4AX0</b>
<b>SIPLUS HMI KTP600 Basic Color PN</b> For areas with extreme exposure to media (conformal coating); ambient temperature -25 ... +60 °C	<b>6AG1647-0AD11-2AX0</b>	<b>SIPLUS HMI TP1500 Basic color PN</b> For areas with extreme exposure to media (conformal coating); ambient temperature 0 ... +50 °C	<b>6AG1647-0AG11-4AX0</b>
		<b>Accessories</b>	See SIMATIC Basic Panels

**More information**Note:

Do you need a specific modification or option for the products described here? Then look up "Customized products", where you will find information about additional sector-specific products that can be ordered as well as about options for customer-specific modification and adaptation.

## Operator panels

Advanced HMI – Panel-based  
Comfort Panels

### Introduction

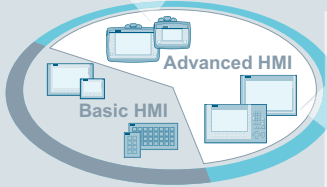
#### Overview

#### Advanced HMI

##### Mobile Panels

Maximum mobility and flexibility?

- Innovative operation of 4"... 9" with and without cable
- Robust for site-related local operation
- Integrated safety concept



##### Comfort Panels

Highest demands in terms of performance and functionality?

- Brilliant widescreen displays from 4"... 22"
- Innovative commissioning and service concept
- Energy management with PROFIenergy

G\_ST80\_XX\_00743

#### SIMATIC HMI Comfort Panels

SIMATIC HMI Comfort Panels are designed for implementing high-performance visualization tasks at machine-level. High performance, functionality and numerous integrated interfaces offer the greatest convenience in high-end applications.

The following modules are available:

- Comfort Panels
  - Comfort Panels
  - Comfort Panels Outdoor
  - Comfort Panels PRO
  - Comfort Panels INOX

#### SIMATIC HMI Mobile Panels

Take power and safety directly in your hands. Choose Mobile Panels for high-end mobile applications, fail-safe machines and widely distributed plants. The process communication can be wired or via WLAN.

The following modules are available:

- Mobile Panels
  - Mobile Panels 2<sup>nd</sup> Generation

#### **Realization of demanding, complex HMI tasks with a high level of user convenience**

If you are looking for a panel-based solution for more demanding applications with larger quantity scales, make a decision for Advanced HMI.

The user benefits from excellent functionality and a wide range of devices and applications, with key or touch operation. Both stationary and mobile solutions are available.

### Overview



#### SIMATIC HMI Comfort Panels – Standard devices

- Excellent HMI functionality for demanding applications
- Widescreen TFT displays with 4", 7", 9", 12", 15", 19" and 22" diagonals (all 16 million colors) with up to 40% more visualization area as compared to the predecessor devices
- Integrated high-end functionality with archives, scripts, PDF/Word/Excel viewer, Internet Explorer, Media Player and Web Server

- Dimmable displays from 0 to 100% via PROFlenergy, via the HMI project or via a controller
- Modern industrial design, cast aluminum fronts for 7" upwards
- Upright installation for all touch devices
- Data security in the event of a power failure for the device and for the SIMATIC HMI Memory Card
- Innovative service and commissioning concept
- Maximum performance with short screen refresh times
- Suitable for extremely harsh industrial environments thanks to extended approvals such as ATEX 2/22 and marine approvals
- All versions can be used as an OPC UA client or as a server
- Key-operated devices with LED in every function key and new text input mechanism, similar to the keypads of mobile phones
- All keys have a service life of 2 million operations
- Configuring with the WinCC engineering software of the TIA Portal engineering framework

#### Note:

A 7" and a 15" Comfort Outdoor version are available. These devices have been specially designed for outdoor applications in difficult environments. Best display quality, even under sunlight, UV-resistant fronts and much more.

More information is available at:

<http://www.siemens.com/comfort-panels>

### Technical specifications

Article number	6AV2124-2DC01-0AX0 SIMATIC HMI KTP400 COMFORT	6AV2124-0GC01-0AX0 SIMATIC HMI TP700 COMFORT	6AV2124-0JC01-0AX0 SIMATIC HMI TP900 COMFORT	6AV2124-0MC01-0AX0 SIMATIC HMI TP1200 COMFORT
<b>General information</b>				
Product type designation	KTP400 Comfort	TP700 Comfort	TP900 Comfort	TP1200 Comfort
<b>Display</b>				
Design of display	TFT	TFT	TFT	TFT
Screen diagonal	4.3 in	7 in	9 in	12.1 in
Number of colors	16 777 216	16 777 216	16 777 216	16 777 216
<b>Resolution (pixels)</b>				
• Horizontal image resolution	480 Pixel	800 Pixel	800 Pixel	1 280 Pixel
• Vertical image resolution	272 Pixel	480 Pixel	480 Pixel	800 Pixel
<b>Backlighting</b>				
• MTBF backlighting (at 25 °C)	80 000 h	80 000 h	80 000 h	80 000 h
• Backlight dimmable	Yes; 0-100 %	Yes; 0-100 %	Yes; 0-100 %	Yes; 0-100 %
<b>Keyboard fonts</b>				
• Function keys				
- Number of function keys	4	0	0	0
<b>Touch operation</b>				
• Design as touch screen	Yes	Yes	Yes	Yes
<b>Installation type/mounting</b>				
Mounting in portrait format possible	Yes	Yes	Yes	Yes



## Operator panels

### Advanced HMI – Panel-based Comfort Panels

#### SIMATIC HMI Comfort Panels

#### Technical specifications (continued)

Article number	<b>6AV2124-2DC01-0AX0</b> SIMATIC HMI KTP400 COMFORT	<b>6AV2124-0GC01-0AX0</b> SIMATIC HMI TP700 COMFORT	<b>6AV2124-0JC01-0AX0</b> SIMATIC HMI TP900 COMFORT	<b>6AV2124-0MC01-0AX0</b> SIMATIC HMI TP1200 COMFORT
<b>Supply voltage</b>				
Type of supply voltage	DC	DC	DC	DC
Rated value (DC)	24 V	24 V	24 V	24 V
<b>Memory</b>				
Memory available for user data	4 Mbyte	12 Mbyte	12 Mbyte	12 Mbyte
<b>Type of output</b>				
Acoustics				
• Speaker	No	Yes	Yes	Yes
<b>Time of day</b>				
<b>Clock</b>				
• Hardware clock (real-time)	Yes	Yes	Yes	Yes
• retentive	Yes; Back-up duration typically 6 weeks	Yes; Back-up duration typically 6 weeks	Yes; Back-up duration typically 6 weeks	Yes; Back-up duration typically 6 weeks
• synchronizable	Yes	Yes	Yes	Yes
<b>Interfaces</b>				
Number of industrial Ethernet interfaces	1	1; 2 ports (switch)	1; 2 ports (switch)	1; 2 ports (switch)
Number of RS 485 interfaces	1; RS 422/485 combined	1; RS 422/485 combined	1; RS 422/485 combined	1; RS 422/485 combined
Number of USB interfaces	1; USB 2.0	2; USB 2.0	2; USB 2.0	2; USB 2.0
• USB Mini B	1; 5-pole	1; 5-pole	1; 5-pole	1; 5-pole
Number of SD card slots	2	2	2	2
<b>Industrial Ethernet</b>				
• Number of ports of the integrated switch	1; No switch integrated	2	2	2
<b>Protocols</b>				
PROFINET	Yes	Yes	Yes	Yes
IRT	No	Yes; As of WinCC V12	Yes; As of WinCC V12	Yes; As of WinCC V12
MRP	No	Yes; As of WinCC V12	Yes; As of WinCC V12	Yes; As of WinCC V12
PROFIBUS	Yes	Yes	Yes	Yes
MPI	Yes	Yes	Yes	Yes
<b>Degree and class of protection</b>				
IP (at the front)	IP65	IP65	IP65	IP65
Enclosure Type 4x at the front	Yes	Yes	Yes	Yes
IP (rear)	IP20	IP20	IP20	IP20
<b>Standards, approvals, certificates</b>				
CE mark	Yes	Yes	Yes	Yes
cULus	Yes	Yes	Yes	Yes
RCM (formerly C-TICK)	Yes	Yes	Yes	Yes
KC approval	Yes	Yes	Yes	Yes
<b>Marine approval</b>				
• Germanischer Lloyd (GL)	Yes	Yes	Yes	Yes; As of product version: 10
• American Bureau of Shipping (ABS)	Yes	Yes	Yes	Yes; As of product version: 10
• Bureau Veritas (BV)	Yes	Yes	Yes	Yes; As of product version: 10
• Det Norske Veritas (DNV)	Yes	Yes	Yes	Yes; As of product version: 10
• Lloyds Register of Shipping (LRS)	Yes	Yes	Yes	Yes; As of product version: 10
• Nippon Kaiji Kyokai (Class NK)	Yes	Yes	Yes	Yes; As of product version: 10
• Polski Rejestr Statkow (PRS)	No	No	No	No
<b>Use in hazardous areas</b>				
• ATEX Zone 2	Yes	Yes	Yes	Yes
• ATEX Zone 22	Yes	Yes	Yes	Yes
• IECEx Zone 2	Yes	Yes	Yes	Yes
• IECEx Zone 22	Yes	Yes	Yes	Yes
• cULus Class I Zone 2, Division 2	Yes	Yes	Yes	Yes
• FM Class I Division 2	Yes	Yes	Yes	Yes

### Technical specifications (continued)

Article number	6AV2124-2DC01-0AX0 SIMATIC HMI KTP400 COMFORT	6AV2124-0GC01-0AX0 SIMATIC HMI TP700 COMFORT	6AV2124-0JC01-0AX0 SIMATIC HMI TP900 COMFORT	6AV2124-0MC01-0AX0 SIMATIC HMI TP1200 COMFORT
<b>Ambient conditions</b>				
<b>Ambient temperature during operation</b>				
• Operation (vertical installation)				
- For vertical installation, min.	0 °C	0 °C	0 °C	0 °C
- For vertical installation, max.	50 °C	50 °C; (55 °C, see entry ID: 64847814)	50 °C; (55 °C, see entry ID: 64847814)	50 °C; (55 °C, see entry ID: 64847814)
<b>Relative humidity</b>				
• Operation, max.	90 %; no condensation	90 %; no condensation	90 %; no condensation	90 %; no condensation
<b>Configuration</b>				
<b>Configuration software</b>				
• WinCC Comfort (TIA Portal)	Yes; from V11	Yes; from V11	Yes; from V11	Yes; from V11
<b>Languages</b>				
<b>Online languages</b>				
• Number of online/runtime languages	32	32	32	32
<b>Functionality under WinCC (TIA Portal)</b>				
Applications/options				
• Web browser	Yes	Yes	Yes	Yes
• Pocket Word	Yes	Yes	Yes	Yes
• Pocket Excel	Yes	Yes	Yes	Yes
• PDF Viewer	Yes	Yes	Yes	Yes
• Media Player	Yes	Yes	Yes	Yes
• SIMATIC WinCC Sm@rtServer	Yes	Yes	Yes	Yes
• SIMATIC WinCC Audit	Yes	Yes	Yes	Yes
Number of Visual Basic Scripts	Yes	Yes	Yes	Yes
Task planner				
• time-controlled	Yes	Yes	Yes	Yes
• task-controlled	Yes	Yes	Yes	Yes
<b>Message system</b>				
• Bit messages				
- Number of bit messages	2 000	4 000	4 000	4 000
• Analog messages				
- Number of analog messages	50	200	200	200
• Message buffer				
- Number of entries	256	1 024	1 024	1 024
- Circulating buffer	Yes	Yes	Yes	Yes
- retentive	Yes	Yes	Yes	Yes
<b>Recipe management</b>				
• Number of recipes	100	300	300	300
• Size of internal recipe memory	512 kbyte	2 Mbyte	2 Mbyte	2 Mbyte
• Recipe memory expandable	Yes	Yes	Yes	Yes
<b>Variables</b>				
• Number of variables per device	1 024	2 048	2 048	2 048
• Number of variables per screen	50	400	400	400
<b>Images</b>				
• Number of configurable images	500	500	500	500
<b>Archiving</b>				
• Number of archives per device	10	50	50	50

## Operator panels

### Advanced HMI – Panel-based Comfort Panels

#### SIMATIC HMI Comfort Panels

#### Technical specifications (continued)

Article number	6AV2124-2DC01-0AX0 SIMATIC HMI KTP400 COMFORT	6AV2124-0GC01-0AX0 SIMATIC HMI TP700 COMFORT	6AV2124-0JC01-0AX0 SIMATIC HMI TP900 COMFORT	6AV2124-0MC01-0AX0 SIMATIC HMI TP1200 COMFORT
<b>Functionality under WinCC (TIA Portal) (continued)</b>				
<b>Security</b>				
• Number of user groups	50	50	50	50
• Number of users	50	50	50	50
• SIMATIC Logon	Yes	Yes	Yes	Yes
<b>Logging through printer</b>				
• Alarms	Yes	Yes	Yes	Yes
• Report (shift log)	Yes	Yes	Yes	Yes
• Hardcopy	Yes	Yes	Yes	Yes
• Electronic print to file	Yes; PDF, HTML	Yes; PDF, HTML	Yes; PDF, HTML	Yes; PDF, HTML
<b>Transfer (upload/download)</b>				
• MPI/PROFIBUS DP	Yes	Yes	Yes	Yes
• Ethernet	Yes	Yes	Yes	Yes
<b>Process coupling</b>				
• S7-1200	Yes	Yes	Yes	Yes
• S7-1500	Yes	Yes	Yes	Yes
• S7-200	Yes	Yes	Yes	Yes
• S7-300/400	Yes	Yes	Yes	Yes
• LOGO!	Yes	Yes	Yes	Yes
• WinAC	Yes	Yes	Yes	Yes
• SIMOTION	Yes	Yes	Yes	Yes
• Allen Bradley (EtherNet/IP)	Yes	Yes	Yes	Yes
• Allen Bradley (DF1)	Yes	Yes	Yes	Yes
• Mitsubishi (MC TCP/IP)	Yes	Yes	Yes	Yes
• Mitsubishi (FX)	Yes	Yes	Yes	Yes
• OMRON (FINS TCP)	No	No	No	No
• OMRON (LINK/Multilink)	Yes	Yes	Yes	Yes
• Modicon (Modbus TCP/IP)	Yes	Yes	Yes	Yes
• Modicon (Modbus)	Yes	Yes	Yes	Yes
• OPC UA Client	Yes	Yes	Yes	Yes
• OPC UA Server	Yes	Yes	Yes	Yes
<b>Peripherals/Options</b>				
Peripherals				
• Printer	Yes	Yes	Yes	Yes
• SIMATIC HMI MM memory card: Multi Media Card	Yes; Up to 128 MB	Yes; Up to 128 MB	Yes; Up to 128 MB	Yes; Up to 128 MB
• SIMATIC HMI SD memory card: Secure Digital memory card	Yes; Up to 2 GB	Yes; Up to 2 GB	Yes; Up to 2 GB	Yes; Up to 2 GB
• USB memory	Yes	Yes	Yes	Yes
• Network camera	Yes	Yes	Yes	Yes
<b>Mechanics/material</b>				
Enclosure material (front)				
• Plastic	Yes	No	No	No
• Aluminum	No	Yes	Yes	Yes
• Stainless steel	No	No	No	No
<b>Dimensions</b>				
Width of the housing front	140 mm	214 mm	274 mm	330 mm
Height of housing front	116 mm	158 mm	190 mm	241 mm
Mounting cutout, width	123 mm	197 mm	251 mm	310 mm
Mounting cutout, height	99 mm	141 mm	166 mm	221 mm
Overall depth	49 mm	63 mm	63 mm	65 mm
<b>Weights</b>				
Weight without packaging	0.6 kg	1.4 kg	1.9 kg	2.8 kg

### Technical specifications (continued)

Article number	<b>6AV2124-0QC02-0AX1</b> SIMATIC HMI TP1500 COMFORT	<b>6AV2124-0UC02-0AX1</b> SIMATIC HMI TP1900 COMFORT	<b>6AV2124-0XC02-0AX1</b> SIMATIC HMI TP2200 COMFORT
<b>General information</b>			
Product type designation	TP1500 Comfort	TP1900 Comfort	TP2200 Comfort
<b>Display</b>			
Design of display	TFT	TFT	TFT
Screen diagonal	15.4 in	18.5 in	21.5 in
Number of colors	16 777 216	16 777 216	16 777 216
<b>Resolution (pixels)</b>			
• Horizontal image resolution	1 280 Pixel	1 366 Pixel	1 920 Pixel
• Vertical image resolution	800 Pixel	768 Pixel	1 080 Pixel
<b>Backlighting</b>			
• MTBF backlighting (at 25 °C)	80 000 h	50 000 h	30 000 h
• Backlight dimmable	Yes; 0-100 %	Yes; 0-100 %	Yes; 0-100 %
<b>Keyboard fonts</b>			
• Function keys			
- Number of function keys	0	0	0
<b>Touch operation</b>			
• Design as touch screen	Yes	Yes	Yes
<b>Installation type/mounting</b>			
Mounting in portrait format possible	Yes	Yes	Yes
<b>Supply voltage</b>			
Type of supply voltage	DC	DC	DC
Rated value (DC)	24 V	24 V	24 V
<b>Memory</b>			
Memory available for user data	24 Mbyte	24 Mbyte	24 Mbyte
<b>Type of output</b>			
Acoustics			
• Speaker	Yes	Yes	Yes
<b>Time of day</b>			
<b>Clock</b>			
• Hardware clock (real-time)	Yes	Yes	Yes
• retentive	Yes; Back-up duration typically 6 weeks	Yes; Back-up duration typically 6 weeks	Yes; Back-up duration typically 6 weeks
• synchronizable	Yes	Yes	Yes
<b>Interfaces</b>			
Number of industrial Ethernet interfaces	2; 2 ports (switch) + independent port	2; 2 ports (switch) + independent port	2; 2 ports (switch) + independent port
Number of RS 485 interfaces	1; RS 422/485 combined	1; RS 422/485 combined	1; RS 422/485 combined
Number of USB interfaces	2; USB 2.0	2; USB 2.0	2; USB 2.0
Number of SD card slots	2	2	2
<b>Industrial Ethernet</b>			
• Number of ports of the integrated switch	2	2	2
<b>Protocols</b>			
PROFINET	Yes	Yes	Yes
IRT	Yes	Yes	Yes
MRP	Yes	Yes	Yes
PROFIBUS	Yes	Yes	Yes
MPI	Yes	Yes	Yes
<b>Degree and class of protection</b>			
IP (at the front)	IP65	IP65	IP65
Enclosure Type 4x at the front	Yes	Yes	Yes
IP (rear)	IP20	IP20	IP20

## Operator panels

### Advanced HMI – Panel-based Comfort Panels

#### SIMATIC HMI Comfort Panels

#### Technical specifications (continued)

Article number	<b>6AV2124-0QC02-0AX1</b>	<b>6AV2124-0UC02-0AX1</b>	<b>6AV2124-0XC02-0AX1</b>
	SIMATIC HMI TP1500 COMFORT	SIMATIC HMI TP1900 COMFORT	SIMATIC HMI TP2200 COMFORT
<b>Standards, approvals, certificates</b>			
CE mark	Yes	Yes	Yes
cULus	Yes	Yes	Yes
RCM (formerly C-TICK)	Yes	Yes	Yes
KC approval	Yes	Yes	Yes
EAC (formerly Gost-R)	Yes	Yes	Yes
<b>Marine approval</b>			
• Germanischer Lloyd (GL)	No	No	No
• American Bureau of Shipping (ABS)	No	No	No
• Bureau Veritas (BV)	No	No	No
• Det Norske Veritas (DNV)	No	No	No
• Korean Register of Shipping (KRS)	No	No	No
• Lloyds Register of Shipping (LRS)	No	No	No
• Nippon Kaiji Kyokai (Class NK)	No	No	No
• Polski Rejestr Statkow (PRS)	No	No	No
• Chinese Classification Society (CCS)	No	No	No
<b>Use in hazardous areas</b>			
• ATEX Zone 2	No	No	No
• ATEX Zone 22	No	No	No
• IECEx Zone 2	No	No	No
• IECEx Zone 22	No	No	No
• cULus Class I Zone 2, Division 2	Yes; For inscription on device rating plate	Yes; For inscription on device rating plate	Yes; For inscription on device rating plate
• cULus Class II Division 2	No; Available soon	No; Available soon	No; Available soon
• FM Class I Division 2	Yes	Yes	Yes
• FM Class II Division 2	No; Available soon	No; Available soon	No; Available soon
<b>Ambient conditions</b>			
Suited for indoor use	Yes	Yes	Yes
Suited for outdoor use	No	No	No
<b>Ambient temperature during operation</b>			
• Operation (vertical installation)			
- For vertical installation, min.	0 °C	0 °C	0 °C
- For vertical installation, max.	50 °C; (55 °C, see entry ID: 64847814)	45 °C	45 °C
<b>Relative humidity</b>			
• Operation, max.	90 %; no condensation	90 %; no condensation	90 %; no condensation
<b>Configuration</b>			
<b>Configuration software</b>			
• WinCC Comfort (TIA Portal)	Yes; V14 SP1 HSP and higher	Yes; V14 SP1 HSP and higher	Yes; V14 SP1 HSP and higher
<b>Languages</b>			
<b>Online languages</b>			
• Number of online/runtime languages	32	32	32
<b>Functionality under WinCC (TIA Portal)</b>			
Applications/options			
• Web browser	Yes	Yes	Yes
• Pocket Word	Yes	Yes	Yes
• Pocket Excel	Yes	Yes	Yes
• PDF Viewer	Yes	Yes	Yes
• Media Player	Yes	Yes	Yes
• SIMATIC WinCC Sm@rtServer	Yes	Yes	Yes
• SIMATIC WinCC Audit	Yes	Yes	Yes
Number of Visual Basic Scripts	Yes	Yes	Yes
Task planner			
• time-controlled	Yes	Yes	Yes
• task-controlled	Yes	Yes	Yes

### Technical specifications (continued)

Article number	<b>6AV2124-0QC02-0AX1</b> SIMATIC HMI TP1500 COMFORT	<b>6AV2124-0UC02-0AX1</b> SIMATIC HMI TP1900 COMFORT	<b>6AV2124-0XC02-0AX1</b> SIMATIC HMI TP2200 COMFORT
<b>Functionality under WinCC (TIA Portal) (continued)</b>			
<b>Message system</b>			
• Bit messages			
- Number of bit messages	6 000	6 000	6 000
• Analog messages			
- Number of analog messages	200	200	200
• Message buffer			
- Number of entries	1 024	1 024	1 024
- Circulating buffer	Yes	Yes	Yes
- retentive	Yes	Yes	Yes
<b>Recipe management</b>			
• Number of recipes	500	500	500
• Size of internal recipe memory	4 Mbyte	4 Mbyte	4 Mbyte
• Recipe memory expandable	Yes	Yes	Yes
<b>Variables</b>			
• Number of variables per device	4 096	4 096	4 096
• Number of variables per screen	400	400	400
<b>Images</b>			
• Number of configurable images	750	750	750
<b>Archiving</b>			
• Number of archives per device	50	50	50
<b>Security</b>			
• Number of user groups	50	50	50
• Number of users	50	50	50
• SIMATIC Logon	Yes	Yes	Yes
<b>Logging through printer</b>			
• Alarms	Yes	Yes	Yes
• Report (shift log)	Yes	Yes	Yes
• Hardcopy	Yes	Yes	Yes
• Electronic print to file	Yes; PDF, HTML	Yes; PDF, HTML	Yes; PDF, HTML
<b>Transfer (upload/download)</b>			
• MPI/PROFIBUS DP	Yes	Yes	Yes
• Ethernet	Yes	Yes	Yes
<b>Process coupling</b>			
• S7-1200	Yes	Yes	Yes
• S7-1500	Yes	Yes	Yes
• S7-200	Yes	Yes	Yes
• S7-300/400	Yes	Yes	Yes
• LOGO!	Yes	Yes	Yes
• WinAC	Yes	Yes	Yes
• SIMOTION	Yes	Yes	Yes
• Allen Bradley (EtherNet/IP)	Yes	Yes	Yes
• Allen Bradley (DF1)	Yes	Yes	Yes
• Mitsubishi (MC TCP/IP)	Yes	Yes	Yes
• Mitsubishi (FX)	Yes	Yes	Yes
• OMRON (FINS TCP)	No	No	No
• OMRON (LINK/Multilink)	Yes	Yes	Yes
• Modicon (Modbus TCP/IP)	Yes	Yes	Yes
• Modicon (Modbus)	Yes	Yes	Yes
• OPC UA Client	Yes	Yes	Yes
• OPC UA Server	Yes	Yes	Yes



## Operator panels

Advanced HMI – Panel-based  
Comfort Panels

### SIMATIC HMI Comfort Panels

#### Technical specifications (continued)

Article number	<b>6AV2124-0QC02-0AX1</b> SIMATIC HMI TP1500 COMFORT	<b>6AV2124-0UC02-0AX1</b> SIMATIC HMI TP1900 COMFORT	<b>6AV2124-0XC02-0AX1</b> SIMATIC HMI TP2200 COMFORT
<b>Peripherals/Options</b>			
Peripherals			
• Printer	Yes	Yes	Yes
• SIMATIC HMI MM memory card: Multi Media Card	Yes; Up to 128 MB	Yes; Up to 128 MB	Yes; Up to 128 MB
• SIMATIC HMI SD memory card: Secure Digital memory card	Yes; Up to 2 GB	Yes; Up to 2 GB	Yes; Up to 2 GB
• USB memory	Yes	Yes	Yes
• Network camera	Yes	Yes	Yes
<b>Mechanics/material</b>			
Enclosure material (front)			
• Plastic	No	No	No
• Aluminum	Yes	Yes	Yes
• Stainless steel	No	No	No
<b>Dimensions</b>			
Width of the housing front	415 mm	483 mm	560 mm
Height of housing front	310 mm	337 mm	380 mm
Mounting cutout, width	396 mm	465 mm	542 mm
Mounting cutout, height	291 mm	319 mm	362 mm
Overall depth	75 mm	75 mm	75 mm
<b>Weights</b>			
Weight without packaging	4.4 kg	5.6 kg	6.7 kg

2

### Technical specifications (continued)

Article number	<b>6AV2124-1DC01-0AX0</b> SIMATIC HMI KP400 COMFORT	<b>6AV2124-1GC01-0AX0</b> SIMATIC HMI KP700 COMFORT	<b>6AV2124-1JC01-0AX0</b> SIMATIC HMI KP900 COMFORT	<b>6AV2124-1MC01-0AX0</b> SIMATIC HMI KP1200 COMFORT	<b>6AV2124-1QC02-0AX1</b> SIMATIC HMI KP1500 COMFORT
<b>General information</b>					
Product type designation	KP400 Comfort	KP700 Comfort	KP900 Comfort	KP1200 Comfort	KP1500 Comfort
<b>Display</b>					
Design of display	TFT	TFT	TFT	TFT	TFT
Screen diagonal	4.3 in	7 in	9 in	12.1 in	15.4 in
Number of colors	16 777 216	16 777 216	16 777 216	16 777 216	16 777 216
<b>Resolution (pixels)</b>					
• Horizontal image resolution	480 Pixel	800 Pixel	800 Pixel	1 280 Pixel	1 280 Pixel
• Vertical image resolution	272 Pixel	480 Pixel	480 Pixel	800 Pixel	800 Pixel
<b>Backlighting</b>					
• MTBF backlighting (at 25 °C)	80 000 h	80 000 h	80 000 h	80 000 h	80 000 h
• Backlight dimmable	Yes; 0-100 %	Yes; 0-100 %	Yes; 0-100 %	Yes; 0-100 %	Yes; LED, dimmable
<b>Keyboard fonts</b>					
• Function keys					
- Number of function keys	8	24	26	34	36
<b>Touch operation</b>					
• Design as touch screen	No	No	No	No	No
<b>Installation type/mounting</b>					
Mounting in portrait format possible	No	No	No	No	No
<b>Supply voltage</b>					
Type of supply voltage	DC	DC	DC	DC	DC
Rated value (DC)	24 V	24 V	24 V	24 V	24 V
<b>Memory</b>					
Memory available for user data	4 Mbyte	12 Mbyte	12 Mbyte	12 Mbyte	24 Mbyte
<b>Type of output</b>					
Acoustics					
• Speaker	No	Yes	Yes	Yes	Yes
<b>Time of day</b>					
<b>Clock</b>					
• Hardware clock (real-time)	Yes	Yes	Yes	Yes	Yes
• retentive	Yes; Back-up duration typically 6 weeks	Yes; Back-up duration typically 6 weeks	Yes; Back-up duration typically 6 weeks	Yes; Back-up duration typically 6 weeks	Yes; Back-up duration typically 6 weeks
• synchronizable	Yes	Yes	Yes	Yes	Yes
<b>Interfaces</b>					
Number of industrial Ethernet interfaces	1	1; 2 ports (switch)	1; 2 ports (switch)	1; 2 ports (switch)	2; 2 ports (switch) + independent port
Number of RS 485 interfaces	1; RS 422/485 combined	1; RS 422/485 combined	1; RS 422/485 combined	1; RS 422/485 combined	1; RS 422/485 combined
Number of USB interfaces	1; USB 2.0	2; USB 2.0	2; USB 2.0	2; USB 2.0	2; USB 2.0
• USB Mini B	1; 5-pole	1; 5-pole	1; 5-pole	1; 5-pole	
Number of SD card slots	2	2	2	2	2
<b>Industrial Ethernet</b>					
• Number of ports of the integrated switch	1; No switch integrated	2	2	2	2
<b>Protocols</b>					
PROFINET	Yes	Yes	Yes	Yes	Yes
IRT	No	Yes; As of WinCC V12	Yes; As of WinCC V12	Yes; As of WinCC V12	Yes
MRP	No	Yes; As of WinCC V12	Yes; As of WinCC V12	Yes; As of WinCC V12	Yes
PROFIBUS	Yes	Yes	Yes	Yes	Yes
MPI	Yes	Yes	Yes	Yes	Yes

## Operator panels

### Advanced HMI – Panel-based Comfort Panels

#### SIMATIC HMI Comfort Panels

#### Technical specifications (continued)

Article number	<b>6AV2124-1DC01-0AX0</b> SIMATIC HMI KP400 COMFORT	<b>6AV2124-1GC01-0AX0</b> SIMATIC HMI KP700 COMFORT	<b>6AV2124-1JC01-0AX0</b> SIMATIC HMI KP900 COMFORT	<b>6AV2124-1MC01-0AX0</b> SIMATIC HMI KP1200 COMFORT	<b>6AV2124-1QC02-0AX1</b> SIMATIC HMI KP1500 COMFORT
<b>Degree and class of protection</b>					
IP (at the front)	IP65	IP65	IP65	IP65	IP65
Enclosure Type 4x at the front	Yes	Yes	Yes	Yes	Yes
IP (rear)	IP20	IP20	IP20	IP20	IP20
<b>Standards, approvals, certificates</b>					
CE mark	Yes	Yes	Yes	Yes	Yes
cULus	Yes	Yes	Yes	Yes	Yes
RCM (formerly C-TICK)	Yes	Yes	Yes	Yes	Yes
KC approval	Yes	Yes	Yes	Yes	Yes
EAC (formerly Gost-R)					Yes
<b>Marine approval</b>					
• Germanischer Lloyd (GL)	Yes	Yes	Yes	Yes; As of product version: 10	No
• American Bureau of Shipping (ABS)	Yes	Yes	Yes	Yes; As of product version: 10	No
• Bureau Veritas (BV)	Yes	Yes	Yes	Yes; As of product version: 10	No
• Det Norske Veritas (DNV)	Yes	Yes	Yes	Yes; As of product version: 10	No
• Korean Register of Shipping (KRS)					No
• Lloyds Register of Shipping (LRS)	Yes	Yes	Yes	Yes; As of product version: 10	No
• Nippon Kaiji Kyokai (Class NK)	Yes	Yes	Yes	Yes; As of product version: 10	No
• Polski Rejestr Statkow (PRS)	No	No	No	No	No
• Chinese Classification Society (CCS)					No
<b>Use in hazardous areas</b>					
• ATEX Zone 2	Yes	Yes	Yes	Yes	No
• ATEX Zone 22	Yes	Yes	Yes	Yes	No
• IECEx Zone 2	Yes	Yes	Yes	Yes	No
• IECEx Zone 22	Yes	Yes	Yes	Yes	No
• cULus Class I Zone 2, Division 2	Yes	Yes	Yes	Yes	Yes; For inscription on device rating plate
• cULus Class II Division 2					No; Available soon
• FM Class I Division 2	Yes	Yes	Yes	Yes	Yes
• FM Class II Division 2					No; Available soon
<b>Ambient conditions</b>					
Suited for indoor use					Yes
Suited for outdoor use					No
<b>Ambient temperature during operation</b>					
• Operation (vertical installation)					
- For vertical installation, min.	0 °C	0 °C	0 °C	0 °C	0 °C
- For vertical installation, max.	50 °C	50 °C; (55 °C, see entry ID: 64847814)	50 °C; (55 °C, see entry ID: 64847814)	50 °C; (55 °C, see entry ID: 64847814)	50 °C; (55 °C, see entry ID: 64847814)
<b>Relative humidity</b>					
• Operation, max.	90 %; no condensation	90 %; no condensation	90 %; no condensation	90 %; no condensation	90 %; no condensation
<b>Configuration</b>					
<b>Configuration software</b>					
• WinCC Comfort (TIA Portal)	Yes; from V11	Yes; from V11	Yes; from V11	Yes; from V11	Yes; V14 SP1 HSP and higher
<b>Languages</b>					
<b>Online languages</b>					
• Number of online/runtime languages	32	32	32	32	32

### Technical specifications (continued)

Article number	<b>6AV2124-1DC01-0AX0</b> SIMATIC HMI KP400 COMFORT	<b>6AV2124-1GC01-0AX0</b> SIMATIC HMI KP700 COMFORT	<b>6AV2124-1JC01-0AX0</b> SIMATIC HMI KP900 COMFORT	<b>6AV2124-1MC01-0AX0</b> SIMATIC HMI KP1200 COMFORT	<b>6AV2124-1QC02-0AX1</b> SIMATIC HMI KP1500 COMFORT
<b>Functionality under WinCC (TIA Portal)</b>					
Applications/options					
• Web browser	Yes	Yes	Yes	Yes	Yes
• Pocket Word	Yes	Yes	Yes	Yes	Yes
• Pocket Excel	Yes	Yes	Yes	Yes	Yes
• PDF Viewer	Yes	Yes	Yes	Yes	Yes
• Media Player	Yes	Yes	Yes	Yes	Yes
• SIMATIC WinCC Sm@rtServer	Yes	Yes	Yes	Yes	Yes
• SIMATIC WinCC Audit	Yes	Yes	Yes	Yes	Yes
Number of Visual Basic Scripts	Yes	Yes	Yes	Yes	Yes
Task planner					
• time-controlled	Yes	Yes	Yes	Yes	Yes
• task-controlled	Yes	Yes	Yes	Yes	Yes
<b>Message system</b>					
• Bit messages					
- Number of bit messages	2 000	4 000	4 000	4 000	6 000
• Analog messages					
- Number of analog messages	50	200	200	200	200
• Message buffer					
- Number of entries	256	1 024	1 024	1 024	1 024
- Circulating buffer	Yes	Yes	Yes	Yes	Yes
- retentive	Yes	Yes	Yes	Yes	Yes
<b>Recipe management</b>					
• Number of recipes	100	300	300	300	500
• Size of internal recipe memory	512 kbyte	2 Mbyte	2 Mbyte	2 Mbyte	4 Mbyte
• Recipe memory expandable	Yes	Yes	Yes	Yes	Yes
<b>Variables</b>					
• Number of variables per device	1 024	2 048	2 048	2 048	4 096
• Number of variables per screen	50	400	400	400	400
<b>Images</b>					
• Number of configurable images	500	500	500	500	750
<b>Archiving</b>					
• Number of archives per device	10	50	50	50	50
<b>Security</b>					
• Number of user groups	50	50	50	50	50
• Number of users	50	50	50	50	50
• SIMATIC Logon	Yes	Yes	Yes	Yes	Yes
<b>Logging through printer</b>					
• Alarms	Yes	Yes	Yes	Yes	Yes
• Report (shift log)	Yes	Yes	Yes	Yes	Yes
• Hardcopy	Yes	Yes	Yes	Yes	Yes
• Electronic print to file	Yes; PDF, HTML	Yes; PDF, HTML	Yes; PDF, HTML	Yes; PDF, HTML	Yes; PDF, HTML
<b>Transfer (upload/download)</b>					
• MPI/PROFIBUS DP	Yes	Yes	Yes	Yes	Yes
• Ethernet	Yes	Yes	Yes	Yes	Yes

## Operator panels

Advanced HMI – Panel-based  
Comfort Panels

### SIMATIC HMI Comfort Panels

#### Technical specifications (continued)

Article number	<b>6AV2124-1DC01-0AX0</b> SIMATIC HMI KP400 COMFORT	<b>6AV2124-1GC01-0AX0</b> SIMATIC HMI KP700 COMFORT	<b>6AV2124-1JC01-0AX0</b> SIMATIC HMI KP900 COMFORT	<b>6AV2124-1MC01-0AX0</b> SIMATIC HMI KP1200 COMFORT	<b>6AV2124-1QC02-0AX1</b> SIMATIC HMI KP1500 COMFORT
<b>Functionality under WinCC (TIA Portal) (continued)</b>					
<b>Process coupling</b>					
• S7-1200	Yes	Yes	Yes	Yes	Yes
• S7-1500	Yes	Yes	Yes	Yes	Yes
• S7-200	Yes	Yes	Yes	Yes	Yes
• S7-300/400	Yes	Yes	Yes	Yes	Yes
• LOGO!	Yes	Yes	Yes	Yes	Yes
• WinAC	Yes	Yes	Yes	Yes	Yes
• SIMOTION	Yes	Yes	Yes	Yes	Yes
• Allen Bradley (EtherNet/IP)	Yes	Yes	Yes	Yes	Yes
• Allen Bradley (DF1)	Yes	Yes	Yes	Yes	Yes
• Mitsubishi (MC TCP/IP)	Yes	Yes	Yes	Yes	Yes
• Mitsubishi (FX)	Yes	Yes	Yes	Yes	Yes
• OMRON (FINS TCP)	No	No	No	No	No
• OMRON (LINK/Multilink)	Yes	Yes	Yes	Yes	Yes
• Modicon (Modbus TCP/IP)	Yes	Yes	Yes	Yes	Yes
• Modicon (Modbus)	Yes	Yes	Yes	Yes	Yes
• OPC UA Client	Yes	Yes	Yes	Yes	Yes
• OPC UA Server	Yes	Yes	Yes	Yes	Yes
<b>Peripherals/Options</b>					
Peripherals					
• Printer	Yes	Yes	Yes	Yes	Yes
• SIMATIC HMI MM memory card: Multi Media Card	Yes; Up to 128 MB	Yes; Up to 128 MB	Yes; Up to 128 MB	Yes; Up to 128 MB	Yes; Up to 128 MB
• SIMATIC HMI SD memory card: Secure Digital memory card	Yes; Up to 2 GB	Yes; Up to 2 GB	Yes; Up to 2 GB	Yes; Up to 2 GB	Yes; Up to 2 GB
• USB memory	Yes	Yes	Yes	Yes	Yes
• Network camera	Yes	Yes	Yes	Yes	Yes
<b>Mechanics/material</b>					
Enclosure material (front)					
• Plastic	Yes	No	No	No	No
• Aluminum	No	Yes	Yes	Yes	Yes
• Stainless steel	No	No	No	No	No
<b>Dimensions</b>					
Width of the housing front	152 mm	308 mm	362 mm	454 mm	483 mm
Height of housing front	188 mm	204 mm	230 mm	289 mm	310 mm
Mounting cutout, width	135 mm	281 mm	338 mm	434 mm	450 mm
Mounting cutout, height	171 mm	177 mm	206 mm	269 mm	291 mm
Overall depth	49 mm	63 mm	63 mm	65 mm	75 mm
<b>Weights</b>					
Weight without packaging	0.8 kg	2.2 kg	2.7 kg	4.4 kg	4.7 kg

2

Ordering data	Article No.	Ordering data	Article No.
<b>SIMATIC HMI Comfort Panels</b> <b>Key and touch devices</b> <b>SIMATIC HMI KTP400 Comfort</b> Key/touch-screen operation; 4" widescreen display		<b>Starter kits for SIMATIC HMI Comfort Panels</b> Consisting of: the respective SIMATIC HMI Comfort Panel, SIMATIC WinCC Comfort, Ethernet cable, 2 m SIMATIC HMI Memory Card 2 GB; 10 protective films for touch screen devices	
<b>Touch devices</b> <b>SIMATIC HMI TP700 Comfort</b> Touch-screen operation; 7" widescreen display		<b>Starter kit for SIMATIC HMI KTP400 Comfort, Key and Touch</b>	
<b>SIMATIC HMI TP900 Comfort</b> Touch-screen operation; 9" widescreen display		<b>6AV2181-4DB20-0AX0</b> <b>Starter kit for SIMATIC HMI TP700 Comfort, Touch</b>	
<b>SIMATIC HMI TP1200 Comfort</b> Touch-screen operation; 12" widescreen display		<b>6AV2181-4GB00-0AX0</b> <b>Starter kit for SIMATIC HMI TP900 Comfort, Touch</b>	
<b>SIMATIC HMI TP1500 Comfort</b> Touch-screen operation; 15" widescreen display		<b>6AV2181-4JB00-0AX0</b> <b>Starter kit for SIMATIC HMI TP1200 Comfort, Touch</b>	
<b>SIMATIC HMI TP1900 Comfort</b> Touch-screen operation; 19" widescreen display		<b>6AV2181-4MB00-0AX0</b> <b>Starter kit for SIMATIC HMI TP1500 Comfort, Touch</b>	
<b>SIMATIC HMI TP2200 Comfort</b> Touch-screen operation; 22" widescreen display		<b>6AV2181-4QB00-0AX0</b> <b>Starter kit for SIMATIC HMI TP1900 Comfort, Touch</b>	
<b>Key devices</b> <b>SIMATIC HMI KP400 Comfort</b> Key operation; 4" widescreen display		<b>6AV2181-4UB00-0AX0</b> <b>Starter kit for SIMATIC HMI TP2200 Comfort, Touch</b>	
<b>SIMATIC HMI KP700 Comfort</b> Key operation; 7" widescreen display		<b>6AV2181-4XB00-0AX0</b> <b>Accessories</b>	
<b>SIMATIC HMI KP900 Comfort</b> Key operation; 9" widescreen display		See chapter 6	
<b>SIMATIC HMI KP1200 Comfort</b> Key operation; 12" widescreen display			
<b>SIMATIC HMI KP1500 Comfort</b> Key operation; 15" widescreen display			

### More information

More information is available on the Internet at:

<http://www.siemens.com/comfort-panels>

You can find an overview of approved printers, supply sources and printer settings on the Internet at:

<http://support.automation.siemens.com/WW/view/en/11376409>

Certain SIMATIC HMI Comfort Panels allow the application of a customer name or logo, or selection of the membrane color in accordance with the customer's corporate design. This is also possible for small quantities.

More information is available at:

<http://www.siemens.com/express-hmi-tool>

## Operator panels

Advanced HMI – Panel-based  
Comfort Panels

### SIPLUS Comfort Panels

#### Overview



#### Note:

SIPLUS extreme products are based on SIMATIC standard products. The contents listed here were taken from the respective standard products. SIPLUS extreme-specific information was added.

#### Technical specifications

Article number	6AG1124-2DC01-4AX0 SIPLUS HMI KTP400 COMFORT	6AG1124-0GC01-4AX0 SIPLUS HMI TP700 COMFORT	6AG1124-0JC01-4AX0 SIPLUS HMI TP900 COMFORT	6AG1124-0MC01-4AX0 SIPLUS HMI TP1200 COMFORT
<b>Ambient conditions</b>				
Suited for indoor use	Yes	Yes	Yes	Yes
Suited for outdoor use	No	No	No	No
<b>Ambient temperature during operation</b>				
• Operation (vertical installation)				
- For vertical installation, min.	0 °C; = Tmin	0 °C; = Tmin	0 °C; = Tmin	0 °C; = Tmin
- For vertical installation, max.	50 °C; = Tmax	50 °C; = Tmax	50 °C; = Tmax	50 °C; = Tmax
<b>Use in stationary industrial systems</b>				
- to biologically active substances according to EN 60721-3-3	Yes; Class 3B2 mold, fungus and dry rot spores (with the exception of fauna); Class 3B3 on request			
- to chemically active substances according to EN 60721-3-3	Yes; Class 3C4 (RH < 75 %) incl. salt spray acc. to EN 60068-2-52 (severity degree 3); *			
- to mechanically active substances according to EN 60721-3-3	Yes; Class 3S4 incl. sand, dust, *	Yes; Class 3S4 incl. sand, dust, *	Yes; Class 3S4 incl. sand, dust, *	Yes; Class 3S4 incl. sand, dust, *
<b>Use on ships/at sea</b>				
- to biologically active substances according to EN 60721-3-6	Yes; Class 6B2 mold and fungal spores (excluding fauna); Class 6B3 on request			
- to chemically active substances according to EN 60721-3-6	Yes; Class 6C3 (RH < 75 %) incl. salt spray acc. to EN 60068-2-52 (severity degree 3); *			
- to mechanically active substances according to EN 60721-3-6	Yes; Class 6S3 incl. sand, dust; *	Yes; Class 6S3 incl. sand, dust; *	Yes; Class 6S3 incl. sand, dust; *	Yes; Class 6S3 incl. sand, dust; *
<b>from supply voltage 1L+</b>				
- Note regarding classification of environmental conditions acc. to EN 60721	* The supplied plug covers must remain in place over the unused interfaces during operation!			



### Technical specifications (continued)

Article number	<b>6AG1124-1DC01-4AX0</b> SIPLUS HMI KP400 COMFORT	<b>6AG1124-1GC01-4AX0</b> SIPLUS HMI KP700 COMFORT	<b>6AG1124-1JC01-4AX0</b> SIPLUS HMI KP900 COMFORT	<b>6AG1124-1MC01-4AX0</b> SIPLUS HMI KP1200 COMFORT	<b>6AG1124-1QC02-4AX0</b> SIPLUS HMI KP1500 COMFORT
<b>Ambient conditions</b>					
Suited for indoor use	Yes	Yes	Yes	Yes	Yes
Suited for outdoor use	No	No	No	No	No
<b>Ambient temperature during operation</b>					
• Operation (vertical installation)					
- For vertical installation, min.	0 °C; = Tmin	0 °C; = Tmin	0 °C; = Tmin	0 °C; = Tmin	0 °C; = Tmin
- For vertical installation, max.	50 °C; = Tmax	50 °C; = Tmax	50 °C; = Tmax	50 °C; = Tmax	50 °C; = Tmax
<b>Resistance</b>					
<b>Use in stationary industrial systems</b>					
- to biologically active substances according to EN 60721-3-3	Yes; Class 3B2 mold, fungus and dry rot spores (with the exception of fauna); Class 3B3 on request				
- to chemically active substances according to EN 60721-3-3	Yes; Class 3C4 (RH < 75 %) incl. salt spray acc. to EN 60068-2-52 (severity degree 3); *				
- to mechanically active substances according to EN 60721-3-3	Yes; Class 3S4 incl. sand, dust; *	Yes; Class 3S4 incl. sand, dust; *	Yes; Class 3S4 incl. sand, dust; *	Yes; Class 3S4 incl. sand, dust; *	Yes; Class 3S4 incl. sand, dust; *
<b>Use on ships/at sea</b>					
- to biologically active substances according to EN 60721-3-6	Yes; Class 6B2 mold and fungal spores (excluding fauna); Class 6B3 on request				
- to chemically active substances according to EN 60721-3-6	Yes; Class 6C3 (RH < 75 %) incl. salt spray acc. to EN 60068-2-52 (severity degree 3); *				
- to mechanically active substances according to EN 60721-3-6	Yes; Class 6S3 incl. sand, dust; *	Yes; Class 6S3 incl. sand, dust; *	Yes; Class 6S3 incl. sand, dust; *	Yes; Class 6S3 incl. sand, dust; *	Yes; Class 6S3 incl. sand, dust; *
<b>from supply voltage 1L+</b>					
- Note regarding classification of environmental conditions acc. to EN 60721	* The supplied plug covers must remain in place over the unused interfaces during operation!				

Article number	<b>6AG1124-0QC02-4AX0</b> SIPLUS HMI TP1500 COMFORT	<b>6AG1124-0UC02-4AX0</b> SIPLUS HMI TP1900 COMFORT	<b>6AG1124-0XC02-4AX0</b> SIPLUS HMI TP2200 COMFORT
<b>Ambient conditions</b>			
<b>Resistance</b>			
<b>Use in stationary industrial systems</b>			
- to biologically active substances according to EN 60721-3-3	Yes; Class 3B2 mold, fungus and dry rot spores (with the exception of fauna); Class 3B3 on request		
- to chemically active substances according to EN 60721-3-3	Yes; Class 3C4 (RH < 75 %) incl. salt spray acc. to EN 60068-2-52 (severity degree 3); *		
- to mechanically active substances according to EN 60721-3-3	Yes; Class 3S4 incl. sand, dust; *	Yes; Class 3S4 incl. sand, dust; *	Yes; Class 3S4 incl. sand, dust; *
<b>Use on ships/at sea</b>			
- to biologically active substances according to EN 60721-3-6	Yes; Class 6B2 mold and fungal spores (excluding fauna); Class 6B3 on request		
- to chemically active substances according to EN 60721-3-6	Yes; Class 6C3 (RH < 75 %) incl. salt spray acc. to EN 60068-2-52 (severity degree 3); *		
- to mechanically active substances according to EN 60721-3-6	Yes; Class 6S3 incl. sand, dust; *	Yes; Class 6S3 incl. sand, dust; *	Yes; Class 6S3 incl. sand, dust; *
<b>from supply voltage 1L+</b>			
- Note regarding classification of environmental conditions acc. to EN 60721	* The supplied plug covers must remain in place over the unused interfaces during operation!		

## Operator panels

Advanced HMI – Panel-based  
Comfort Panels

### SIPLUS Comfort Panels

Ordering data	Article No.	Ordering data	Article No.
SIPLUS HMI Comfort Panels, Keys and Touch		SIPLUS HMI Comfort Panels, Keys	
SIPLUS HMI KTP400 Comfort	6AG1124-2DC01-4AX0	SIPLUS HMI KP400 Comfort	6AG1124-1DC01-4AX0
SIPLUS HMI Comfort Panels, Touch		SIPLUS HMI KP700 Comfort	6AG1124-1GC01-4AX0
SIPLUS HMI TP700 Comfort	6AG1124-0GC01-4AX0	SIPLUS HMI KP900 Comfort	6AG1124-1JC01-4AX0
SIPLUS HMI TP900 Comfort	6AG1124-0JC01-4AX0	SIPLUS HMI KP1200 Comfort	6AG1124-1MC01-4AX0
SIPLUS HMI TP1200 Comfort	6AG1124-0MC01-4AX0	SIPLUS HMI KP1500 Comfort	6AG1124-1QC02-4AX0
SIPLUS HMI TP1500 Comfort	6AG1124-0QC02-4AX0	Accessories	See HMI accessories
SIPLUS HMI TP1900 Comfort	6AG1124-0UC02-4AX0		
SIPLUS HMI TP2200 Comfort	6AG1124-0XC02-4AX0		

### More information

More information is available on the Internet at:

<http://www.siemens.com/comfort-panels>

You can find an overview of approved printers, supply sources and printer settings on the Internet at:

<http://support.automation.siemens.com/WW/view/en/11376409>

Certain SIMATIC HMI Comfort Panels allow the application of a customer name or logo, or selection of the membrane color in accordance with the customer's corporate design. This is also possible for small quantities.

More information is available at:

<http://www.siemens.com/express-hmi-tool>

### Overview



### SIMATIC HMI Comfort Panels Outdoor

Special HMI Panels have been developed which are designed to withstand outdoor environments.

It's not only extreme temperatures which call for robust hardware. Direct sunlight, too, must not be allowed to impair display readability and the panel front must be protected from UV radiation. The specially-bonded Outdoor fronts and the rugged hardware of the Outdoor Panels make the SIMATIC HMI Comfort Panels Outdoor a reliable partner in this environment.

- For outdoor operation without additional measures
- 7" and 15" daylight-readable display, widescreen
- Automatic, central or manual dimming of the backlight, with integrated sensor
- Panel front 100% UV protected
- Front resistant to salt mist
- Front IP66 and Nema4 x (indoor/outdoor)
- Many explosion protection and shipbuilding certifications
- Extended operating temperature range: from -30 °C to +60 °C at 3 000 m installation altitude
- TIA Portal central engineering tool (WinCC V13 SP1&HSP or higher)
- Comfort Panel functionality and performance

#### Notice:

The 7" Comfort Panel Outdoor corresponds to a 7" Comfort Panel Standard, the 15" Comfort Panel Outdoor corresponds to a 12" Comfort Panel Standard in respect of performance, functionality and quantity structure.

<http://www.siemens.com/comfort-panels-outdoor>

### Technical specifications

Article number	6AV2124-0GC13-0AX0 SIMATIC HMI TP700 COMFORT OUTDOOR	6AV2124-0QC13-0AX0 SIMATIC HMI TP1500 COMFORT OUTDOOR
<b>General information</b>		
Product type designation	TP700 Comfort Outdoor	TP1500 Comfort Outdoor
<b>Display</b>		
Design of display	TFT, bonded, daylight-readable	TFT, bonded, daylight-readable
Screen diagonal	7 in	15.4 in
Number of colors	16 777 216	16 777 216
<b>Resolution (pixels)</b>		
• Horizontal image resolution	800 Pixel	1 280 Pixel
• Vertical image resolution	480 Pixel	800 Pixel
<b>Backlighting</b>		
• MTBF backlighting (at 25 °C)	50 000 h	50 000 h
• Backlight dimmable	Yes; LED, can be dimmed manually or automatically	Yes; LED, can be dimmed manually or automatically
<b>Keyboard fonts</b>		
• Function keys		
- Number of function keys	0	0
<b>Touch operation</b>		
• Design as touch screen	Yes; analog, resistive	Yes; analog, resistive
<b>Installation type/mounting</b>		
Mounting in portrait format possible	Yes	Yes
<b>Supply voltage</b>		
Type of supply voltage	DC	DC
Rated value (DC)	24 V	24 V
<b>Memory</b>		
Memory available for user data	12 Mbyte	12 Mbyte

## Operator panels

Advanced HMI – Panel-based  
Comfort Panels

### Comfort Panels Outdoor

#### Technical specifications (continued)

Article number	<b>6AV2124-0GC13-0AX0</b> SIMATIC HMI TP700 COMFORT OUTDOOR	<b>6AV2124-0GC13-0AX0</b> SIMATIC HMI TP1500 COMFORT OUTDOOR
<b>Type of output</b>		
Acoustics		
• Speaker	Yes	Yes
<b>Time of day</b>		
<b>Clock</b>		
• Hardware clock (real-time)	Yes	Yes
• retentive	Yes; Back-up duration typically 6 weeks	Yes; Back-up duration typically 6 weeks
• synchronizable	Yes	Yes
<b>Interfaces</b>		
Number of industrial Ethernet interfaces	2	2
Number of RS 485 interfaces	1; RS 422/485 combined	1; RS 422/485 combined
Number of USB interfaces	2; USB 2.0	2; USB 2.0
• USB Mini B	1; 5-pole	1; 5-pole
Number of SD card slots	2	2
<b>Industrial Ethernet</b>		
• Number of ports of the integrated switch	2	2
<b>Protocols</b>		
PROFINET	Yes	Yes
IRT	Yes; WinCC V13 SP1 HSP or higher	Yes; WinCC V13 SP1 HSP or higher
MRP	Yes; WinCC V13 SP1 HSP or higher	Yes; WinCC V13 SP1 HSP or higher
PROFIBUS	Yes	Yes
MPI	Yes	Yes
<b>Degree and class of protection</b>		
IP (at the front)	IP66	IP66
Enclosure Type 4x at the front	Yes	Yes
IP (rear)	IP20	IP20
<b>Standards, approvals, certificates</b>		
CE mark	Yes	Yes
cULus	Yes	Yes
RCM (formerly C-TICK)	Yes	Yes
KC approval	Yes	Yes
<b>Marine approval</b>		
• Germanischer Lloyd (GL)	Yes	Yes
• American Bureau of Shipping (ABS)	Yes	Yes
• Bureau Veritas (BV)	Yes; Available soon	Yes; Available soon
• Det Norske Veritas (DNV)	Yes	Yes
• Korean Register of Shipping (KRS)	No; Available soon	No; Available soon
• Lloyds Register of Shipping (LRS)	Yes	Yes
• Nippon Kaiji Kyokai (Class NK)	Yes; Available soon	Yes; Available soon
• Polski Rejestr Statkow (PRS)	No	No
• Chinese Classification Society (CCS)	Yes; Available soon	Yes; Available soon
• Compass working clearance	5 m	5 m
<b>Use in hazardous areas</b>		
• ATEX Zone 2	Yes; For inscription on device rating plate	Yes; For inscription on device rating plate
• ATEX Zone 22	Yes; For inscription on device rating plate	Yes; For inscription on device rating plate
• IECEx Zone 2	Yes; For inscription on device rating plate	Yes; For inscription on device rating plate
• IECEx Zone 22	Yes; For inscription on device rating plate	Yes; For inscription on device rating plate
• cULus Class I Zone 2, Division 2	Yes; For inscription on device rating plate	Yes; For inscription on device rating plate
• FM Class I Division 2	Yes; For inscription on device rating plate	Yes; For inscription on device rating plate

### Technical specifications (continued)

Article number	<b>6AV2124-0GC13-0AX0</b> SIMATIC HMI TP700 COMFORT OUTDOOR	<b>6AV2124-0GC13-0AX0</b> SIMATIC HMI TP1500 COMFORT OUTDOOR
<b>Ambient conditions</b>		
Suited for indoor use	Yes	Yes
Suited for outdoor use	Yes; Powder-coated, UV resistant	Yes; Powder-coated, UV resistant
<b>Ambient temperature during operation</b>		
• Operation (vertical installation)		
- For vertical installation, min.	-30 °C	-30 °C
- For vertical installation, max.	60 °C; (55 °C, see entry ID: 64847814)	60 °C; (55 °C, see entry ID: 64847814)
<b>Altitude during operation relating to sea level</b>		
• Installation altitude above sea level, max.	3 000 m; Depending on the operating temperature	3 000 m; Depending on the operating temperature
<b>Relative humidity</b>		
• Operation, max.	90 %; no condensation	90 %; no condensation
<b>Configuration</b>		
<b>Configuration software</b>		
• WinCC Comfort (TIA Portal)	Yes; WinCC V13 SP1 Update 7 + HSP or higher	Yes; WinCC V13 SP1 Update 7 + HSP or higher
<b>Languages</b>		
<b>Online languages</b>		
• Number of online/runtime languages	32	32
<b>Functionality under WinCC (TIA Portal)</b>		
Applications/options		
• Web browser	Yes	Yes
• Pocket Word	Yes	Yes
• Pocket Excel	Yes	Yes
• PDF Viewer	Yes	Yes
• Media Player	Yes	Yes
• SIMATIC WinCC Sm@rtServer	Yes	Yes
• SIMATIC WinCC Audit	Yes	Yes
Number of Visual Basic Scripts	Yes	Yes
Task planner		
• time-controlled	Yes	Yes
• task-controlled	Yes	Yes
<b>Message system</b>		
• Bit messages		
- Number of bit messages	4 000	4 000
• Analog messages		
- Number of analog messages	200	200
• Message buffer		
- Number of entries	1 024	1 024
- Circulating buffer	Yes	Yes
- retentive	Yes	Yes
<b>Recipe management</b>		
• Number of recipes	300	300
• Size of internal recipe memory	2 Mbyte	2 Mbyte
• Recipe memory expandable	Yes	Yes
<b>Variables</b>		
• Number of variables per device	2 048	2 048
• Number of variables per screen	400	400
<b>Images</b>		
• Number of configurable images	500	500
<b>Archiving</b>		
• Number of archives per device	50	50

## Operator panels

Advanced HMI – Panel-based  
Comfort Panels

### Comfort Panels Outdoor

#### Technical specifications (continued)

Article number	6AV2124-0GC13-0AX0	6AV2124-0QC13-0AX0
	SIMATIC HMI TP700 COMFORT OUTDOOR	SIMATIC HMI TP1500 COMFORT OUTDOOR
<b>Functionality under WinCC (TIA Portal) (continued)</b>		
<b>Security</b>		
• Number of user groups	50	50
• Number of users	50	50
• SIMATIC Logon	Yes	Yes
<b>Logging through printer</b>		
• Alarms	Yes	Yes
• Report (shift log)	Yes	Yes
• Hardcopy	Yes	Yes
• Electronic print to file	Yes; PDF, HTML	Yes; PDF, HTML
<b>Transfer (upload/download)</b>		
• MPI/PROFIBUS DP	Yes	Yes
• Ethernet	Yes	Yes
<b>Process coupling</b>		
• S7-1200	Yes	Yes
• S7-1500	Yes	Yes
• S7-200	Yes	Yes
• S7-300/400	Yes	Yes
• LOGO!	Yes	Yes
• WinAC	Yes	Yes
• SIMOTION	Yes	Yes
• Allen Bradley (EtherNet/IP)	Yes	Yes
• Allen Bradley (DF1)	Yes	Yes
• Mitsubishi (MC TCP/IP)	Yes	Yes
• Mitsubishi (FX)	Yes	Yes
• OMRON (FINS TCP)	No	No
• OMRON (LINK/Multilink)	Yes	Yes
• Modicon (Modbus TCP/IP)	Yes	Yes
• Modicon (Modbus)	Yes	Yes
• OPC UA Client	Yes	Yes
• OPC UA Server	Yes	Yes
<b>Peripherals/Options</b>		
Peripherals		
• Printer	Yes	Yes
• SIMATIC HMI MM memory card: Multi Media Card	Yes	Yes
• SIMATIC HMI SD memory card: Secure Digital memory card	Yes	Yes
• USB memory	Yes; e.g. USB RFID reader, see FAQ entry ID: 99808171	Yes; e.g. USB RFID reader, see FAQ entry ID: 99808171
• Network camera	Yes; See FAQ Entry ID: 62383298 and entry ID: 65647473	Yes; See FAQ Entry ID: 62383298 and entry ID: 65647473
<b>Accessories</b>		
Expansion module	Optional e.g. USB RFID reader, see FAQ entry ID: 99808171	Optional e.g. USB RFID reader, see FAQ entry ID: 99808171
Further accessories are available	Yes; Mounting clips and 2-pin power supply connector	Yes; Mounting clips and 2-pin power supply connector
<b>Mechanics/material</b>		
Enclosure material (front)		
• Plastic	No	No
• Aluminum	Yes; Powder-coated, UV resistant	Yes; Powder-coated, UV resistant
• Stainless steel	No	No
<b>Dimensions</b>		
Width of the housing front	214 mm	415 mm
Height of housing front	158 mm	310 mm
Mounting cutout, width	197 mm	396 mm
Mounting cutout, height	141 mm	291 mm
Overall depth	67 mm	77 mm
<b>Weights</b>		
Weight without packaging	1.5 kg	4 kg
<b>Other</b>		
Note:	Power, quantity structure and performance correspond to a standard 7" Comfort Panel	Power, quantity structure and performance correspond to a standard 12" Comfort Panel

Ordering data	Article No.		Article No.
<b>SIMATIC HMI Comfort Panels Outdoor</b> <b>SIMATIC TP700 Comfort Panel Outdoor</b> Touch operation, 7" widescreen TFT display, 16 million colors, PROFINET interface, MPI/PROFIBUS DP interface, 12 MB configuration memory, Windows CE 6.0, configurable as from WinCC Comfort V13, SP1, HSP	<b>6AV2124-0GC13-0AX0</b>	<b>Starter kit for SIMATIC HMI TP700 Comfort Panel Outdoor</b> Contents: • 1x touch panel • 1x SD system outdoor card • 1x touch pen system • 1x SIMATIC WinCC Comfort	<b>6AV2124-0GC10-0SA0</b>
<b>SIMATIC TP1500 Comfort Panel Outdoor</b> Touch operation, 15" widescreen TFT display, 16 million colors, PROFINET interface, MPI/PROFIBUS DP interface, 12 MB configuration memory, Windows CE 6.0, configurable as from WinCC Comfort V13, SP1, HSP	<b>6AV2124-0QC13-0AX0</b>	<b>Starter kit for SIMATIC HMI TP1500 Comfort Panel Outdoor</b> Contents: • 1x touch panel • 1x SD system outdoor card • 1x touch pen system • 1x SIMATIC WinCC Comfort	<b>6AV2124-0QC10-0SA0</b>
		<b>Accessories</b>	See chapter 6

### More information

More information is available on the Internet at:

<http://www.siemens.com/comfort-panels-outdoor>

### Note:

The TP700 Comfort Panel Outdoor is comparable with the TP700 Comfort Panel Standard.

The TP1500 Comfort Panel Outdoor is comparable with the TP1200 Comfort Panel Standard with a 15" display.

A TP1500 Comfort Standard unit with the maximum possible configuration cannot be installed on a TP1500 Comfort Panel Outdoor.



## Operator panels

Advanced HMI – Panel-based  
Comfort Panels

### SIPLUS Comfort Panels Outdoor

#### Overview



#### Notice:

The SIPLUS HMI 7" Comfort Panel Outdoor corresponds to a SIPLUS HMI 7" Comfort Panel Standard, the SIPLUS HMI 15" Comfort Panel Outdoor corresponds to a SIPLUS HMI 12" Comfort Panel Standard in respect of performance, functionality and quantity structure.

<http://www.siemens.com/comfort-panels-outdoor>

#### Note:

SIPLUS extreme products are based on SIMATIC standard products. The contents listed here were taken from the respective standard products. SIPLUS extreme-specific information was added.

#### Technical specifications

Article number	6AG1124-0GC13-2AX0	6AG1124-0QC13-2AX0
	SIPLUS HMI TP700 COMFORT OUTDOOR	SIPLUS HMI TP1500 COMFORT OUTDOOR
<b>Ambient conditions</b>		
<b>Resistance</b>		
- to biologically active substances according to EN 60721-3-3	Yes; Class 3B2 mold, fungus and dry rot spores (with the exception of fauna); Class 3B3 on request	
- to chemically active substances according to EN 60721-3-3	Yes; Class 3C4 (RH < 75 %) incl. salt spray acc. to EN 60068-2-52 (severity degree 3); *	
- to mechanically active substances according to EN 60721-3-3	Yes; Class 3S4 incl. sand, dust, *	
<b>Use on ships/at sea</b>		
- to biologically active substances according to EN 60721-3-6	Yes; Class 6B2 mold and fungal spores (excluding fauna); Class 6B3 on request	
- to chemically active substances according to EN 60721-3-6	Yes; Class 6C3 (RH < 75 %) incl. salt spray acc. to EN 60068-2-52 (severity degree 3); *	
- to mechanically active substances according to EN 60721-3-6	Yes; Class 6S3 incl. sand, dust; *	
<b>from supply voltage 1L+</b>		
- Note regarding classification of environmental conditions acc. to EN 60721	* The supplied plug covers must remain in place over the unused interfaces during operation!	

#### Ordering data

#### Article No.

##### SIPLUS HMI Comfort Outdoor Panels

##### SIPLUS HMI TP700 Comfort Panel Outdoor

6AG1124-0GC13-2AX0

For areas with extreme exposure to environmental substances (conformal coating); ambient temperature -30 ... +60 °C

Touch operation,  
7" widescreen TFT display,  
16 million colors,  
PROFINET interface,  
MPI/PROFIBUS DP interface,  
12 MB configuration memory,  
Windows CE 6.0, configurable as from WinCC Comfort V13, SP1, HSP

##### SIPLUS HMI TP1500 Comfort Panel Outdoor

6AG1124-0QC13-2AX0

For areas with extreme exposure to environmental substances (conformal coating); ambient temperature -30 ... +60 °C

Touch operation,  
15" widescreen TFT display,  
16 million colors,  
PROFINET interface,  
MPI/PROFIBUS DP interface,  
12 MB configuration memory,  
Windows CE 6.0, configurable as from WinCC Comfort V13, SP1, HSP

#### Accessories

See chapter 6

#### More information

Additional information is available on the Internet at:

<http://www.siemens.com/comfort-panels-outdoor>

#### Note:

The SIPLUS HMI TP700 Comfort Panel Outdoor is comparable with the SIPLUS HMI TP700 Comfort Panel Standard.

The SIPLUS HMI TP1500 Comfort Panel Outdoor is comparable with the SIPLUS HMI TP1200 Comfort Panel Standard with a 15" display.

A TP1500 Comfort Standard unit with the maximum possible configuration cannot be installed on a SIPLUS HMI TP1500 Comfort Panel Outdoor.

### Overview



#### **SIMATIC HMI Comfort PRO: The new Comfort Panel PRO with all-round IP65 protection – powerful, maintenance-free, and can be installed directly at the machine**

SIMATIC HMI Comfort Panels PRO with 12", 15", 19" and 22" widescreen format expand the Comfort Panel portfolio to include devices with glass fronts.

The rugged aluminum housing enables it to be used directly at the machine and guarantees durability, even in harsh and extreme operating environments.

#### Highlights:

- All-round IP65 protection
- Comfort Panel functionality and performance
- Rugged, industrial 12", 15", 19" and 22" widescreen displays
- Slim, modern design
- Can be adapted to support arm system of various manufacturers
- Integration of operator controls with Extension Units
- High degree of investment security
- Fast integration capability

12", 15", 19" and 22" SIMATIC HMI Comfort Panels PRO are available in three different versions, depending on the application:

- Prepared for support arm and extension components (mounting by means of standard 48 mm round tube or Siemens flange adapter)
- Prepared for support arm without extension components (mounting by means of basic adapter and flange on top, included in scope of supply)
- Prepared for pedestal/extension components (mounting by means of basic adapter and flange below, included in scope of supply)

For more information, please go to:

<http://siemens.com/simatic-hmi-pro>

#### **System components for fully enclosed IP65 devices**

System components for PRO devices are only suitable for SIMATIC HMI/IPC PRO devices.

In combination with the SIMATIC HMI PRO basic devices, these components enable easy adaptation to individual customer requirements for operator control and monitoring at the machine level, as well as offering a versatile and attractive solution for visualization and automation without a control cabinet.

The following system components are available:

- Fasteners
  - Adapter sets
  - Basic adapter
  - Flange mount
- Extension Units 12" - 22" with operator controls
- Extension components
  - Stainless steel keyboard
  - Tool and keyboard tray

For more detailed information about system components refer to "PC-based Automation" -> "Devices for special requirements" -> "System components".

### Technical specifications

Article number	<b>6AV2124-0MC24-0AX0</b> SIMATIC HMI TP1200 Comfort Pro	<b>6AV2124-0MC24-1AX0</b> SIMATIC HMI TP1200 Comfort Pro	<b>6AV2124-0MC24-0BX0</b> SIMATIC HMI TP1200 Comfort Pro
<b>General information</b>			
Product type designation	SIMATIC HMI TP1200 Comfort PRO	SIMATIC HMI TP1200 Comfort PRO	SIMATIC HMI TP1200 Comfort PRO
<b>Display</b>			
Design of display	TFT	TFT	TFT
Screen diagonal	12.1 in	12.1 in	12.1 in
Number of colors	16 777 216	16 777 216	16 777 216
<b>Resolution (pixels)</b>			
• Horizontal image resolution	1 280 Pixel	1 280 Pixel	1 280 Pixel
• Vertical image resolution	800 Pixel	800 Pixel	800 Pixel
<b>Backlighting</b>			
• MTBF backlighting (at 25 °C)	80 000 h	80 000 h	80 000 h
• Backlight dimmable	Yes; LED, dimmable	Yes; LED, dimmable	Yes; LED, dimmable
<b>Touch operation</b>			
• Design as touch screen	Yes; Projective-capacitive	Yes; Projective-capacitive	Yes; Projective-capacitive

## Operator panels

Advanced HMI – Panel-based  
Comfort Panels

### Comfort Panels PRO

#### Technical specifications (continued)

Article number	<b>6AV2124-0MC24-0AX0</b> SIMATIC HMI TP1200 Comfort Pro	<b>6AV2124-0MC24-1AX0</b> SIMATIC HMI TP1200 Comfort Pro	<b>6AV2124-0MC24-0BX0</b> SIMATIC HMI TP1200 Comfort Pro
<b>Installation type/mounting</b>			
Mounting	Support arm	Pedestal	Support arm
Mounting in portrait format possible	No	No	No
<b>Supply voltage</b>			
Type of supply voltage	DC	DC	DC
Rated value (DC)	24 V	24 V	24 V
<b>Memory</b>			
Memory available for user data	12 Mbyte	12 Mbyte	12 Mbyte
<b>Type of output</b>			
Acoustics			
• Speaker	Yes	Yes	Yes
<b>Time of day</b>			
<b>Clock</b>			
• Hardware clock (real-time)	Yes	Yes	Yes
• retentive	Yes; Back-up duration typically 6 weeks	Yes; Back-up duration typically 6 weeks	Yes; Back-up duration typically 6 weeks
• synchronizable	Yes	Yes	Yes
<b>Interfaces</b>			
Number of industrial Ethernet interfaces	2; 2 ports (switch) + independent port	2; 2 ports (switch) + independent port	2; 2 ports (switch) + independent port
Number of RS 485 interfaces	1; RS 422/485 combined	1; RS 422/485 combined	1; RS 422/485 combined
Number of USB interfaces	2; USB 2.0	2; USB 2.0	2; USB 2.0
Number of SD card slots	2	2	2
<b>Industrial Ethernet</b>			
• Number of ports of the integrated switch	2	2	2
<b>Protocols</b>			
PROFINET	Yes	Yes	Yes
IRT	Yes	Yes	Yes
MRP	Yes	Yes	Yes
PROFIBUS	Yes	Yes	Yes
MPI	Yes	Yes	Yes
<b>Degree and class of protection</b>			
IP (at the front)	IP65	IP65	IP65
Enclosure Type 4x at the front	Yes	Yes	Yes
IP (rear)	IP65	IP65	IP65
<b>Standards, approvals, certificates</b>			
CE mark	Yes	Yes	Yes
cULus	Yes	Yes	Yes
RCM (formerly C-TICK)	Yes	Yes	Yes
KC approval	No; Available soon	No; Available soon	No; Available soon
EAC (formerly Gost-R)	No; Available soon	No; Available soon	No; Available soon
<b>Ambient conditions</b>			
Suited for indoor use	Yes	Yes	Yes
Suited for outdoor use	No	No	No
<b>Ambient temperature during operation</b>			
• Operation (vertical installation)			
- For vertical installation, min.	0 °C	0 °C	0 °C
- For vertical installation, max.	45 °C	45 °C	45 °C
<b>Relative humidity</b>			
• Operation, max.	90 %; no condensation	90 %; no condensation	90 %; no condensation

### Technical specifications (continued)

Article number	<b>6AV2124-0MC24-0AX0</b> SIMATIC HMI TP1200 Comfort Pro	<b>6AV2124-0MC24-1AX0</b> SIMATIC HMI TP1200 Comfort Pro	<b>6AV2124-0MC24-0BX0</b> SIMATIC HMI TP1200 Comfort Pro
<b>Configuration</b>			
<b>Configuration software</b>			
• WinCC Comfort (TIA Portal)	Yes; V14 SP1 HSP and higher	Yes; V14 SP1 HSP and higher	Yes; V14 SP1 HSP and higher
<b>Languages</b>			
<b>Online languages</b>			
• Number of online/runtime languages	32	32	32
<b>Functionality under WinCC (TIA Portal)</b>			
Applications/options			
• Web browser	Yes	Yes	Yes
• Pocket Word	Yes	Yes	Yes
• Pocket Excel	Yes	Yes	Yes
• PDF Viewer	Yes	Yes	Yes
• Media Player	Yes	Yes	Yes
• SIMATIC WinCC Sm@rtServer	Yes	Yes	Yes
• SIMATIC WinCC Audit	Yes	Yes	Yes
Number of Visual Basic Scripts	Yes	Yes	Yes
Task planner			
• time-controlled	Yes	Yes	Yes
• task-controlled	Yes	Yes	Yes
<b>Message system</b>			
• Bit messages			
- Number of bit messages	4 000	4 000	4 000
• Analog messages			
- Number of analog messages	200	200	200
• Message buffer			
- Number of entries	1 024	1 024	1 024
- Circulating buffer	Yes	Yes	Yes
- retentive	Yes	Yes	Yes
<b>Recipe management</b>			
• Number of recipes	300	300	300
• Size of internal recipe memory	2 Mbyte	2 Mbyte	2 Mbyte
• Recipe memory expandable	Yes	Yes	Yes
<b>Variables</b>			
• Number of variables per device	2 048	2 048	2 048
• Number of variables per screen	400	400	400
<b>Images</b>			
• Number of configurable images	500	500	500
<b>Archiving</b>			
• Number of archives per device	50	50	50
<b>Security</b>			
• Number of user groups	50	50	50
• Number of users	50	50	50
• SIMATIC Logon	Yes	Yes	Yes
<b>Logging through printer</b>			
• Alarms	Yes	Yes	Yes
• Report (shift log)	Yes	Yes	Yes
• Hardcopy	Yes	Yes	Yes
• Electronic print to file	Yes; PDF, HTML	Yes; PDF, HTML	Yes; PDF, HTML
<b>Transfer (upload/download)</b>			
• MPI/PROFIBUS DP	Yes	Yes	Yes
• Ethernet	Yes	Yes	Yes

## Operator panels

Advanced HMI – Panel-based  
Comfort Panels

### Comfort Panels PRO

#### Technical specifications (continued)

Article number	<b>6AV2124-0MC24-0AX0</b> SIMATIC HMI TP1200 Comfort Pro	<b>6AV2124-0MC24-1AX0</b> SIMATIC HMI TP1200 Comfort Pro	<b>6AV2124-0MC24-0BX0</b> SIMATIC HMI TP1200 Comfort Pro
<b>Process coupling</b>			
• S7-1200	Yes	Yes	Yes
• S7-1500	Yes	Yes	Yes
• S7-200	Yes	Yes	Yes
• S7-300/400	Yes	Yes	Yes
• LOGO!	Yes	Yes	Yes
• WinAC	Yes	Yes	Yes
• SIMOTION	Yes	Yes	Yes
• Allen Bradley (EtherNet/IP)	Yes	Yes	Yes
• Allen Bradley (DF1)	Yes	Yes	Yes
• Mitsubishi (MC TCP/IP)	Yes	Yes	Yes
• Mitsubishi (FX)	Yes	Yes	Yes
• OMRON (FINS TCP)	No	No	No
• OMRON (LINK/Multilink)	Yes	Yes	Yes
• Modicon (Modbus TCP/IP)	Yes	Yes	Yes
• Modicon (Modbus)	Yes	Yes	Yes
• OPC UA Client	Yes	Yes	Yes
• OPC UA Server	Yes	Yes	Yes
<b>Peripherals/Options</b>			
Peripherals			
• Printer	Yes	Yes	Yes
• SIMATIC HMI MM memory card: Multi Media Card	Yes; Up to 128 MB	Yes; Up to 128 MB	Yes; Up to 128 MB
• SIMATIC HMI SD memory card: Secure Digital memory card	Yes; Up to 2 GB	Yes; Up to 2 GB	Yes; Up to 2 GB
• USB memory	Yes	Yes	Yes
• Network camera	Yes	Yes	Yes
<b>Mechanics/material</b>			
Enclosure material (front)			
• Plastic	No	No	No
• Aluminum	Yes	Yes	Yes
• Stainless steel	No	No	No
<b>Dimensions</b>			
Width of the housing front	313 mm	313 mm	313 mm
Height of housing front	226 mm; Without basic adapter	226 mm; Without basic adapter	226 mm; Without basic adapter
Overall depth	101 mm; Without basic adapter	101 mm; Without basic adapter	101 mm; Without basic adapter
<b>Weights</b>			
Weight without packaging	4.9 kg	4.9 kg	4.5 kg

### Technical specifications (continued)

Article number	<b>6AV2124-0QC24-0AX0</b>	<b>6AV2124-0QC24-0BX0</b>	<b>6AV2124-0QC24-1AX0</b>
	SIMATIC HMI TP1500 COMFORT PRO	SIMATIC HMI TP1500 COMFORT PRO	SIMATIC HMI TP1500 COMFORT PRO
<b>General information</b>			
Product type designation	TP1500 Comfort PRO	TP1500 Comfort PRO	TP1500 Comfort PRO
<b>Display</b>			
Design of display	TFT	TFT	TFT
Screen diagonal	15.6 in	15.6 in	15.6 in
Number of colors	16 777 216	16 777 216	16 777 216
<b>Resolution (pixels)</b>			
• Horizontal image resolution	1 366 Pixel	1 366 Pixel	1 366 Pixel
• Vertical image resolution	768 Pixel	768 Pixel	768 Pixel
<b>Backlighting</b>			
• MTBF backlighting (at 25 °C)	50 000 h	50 000 h	50 000 h
• Backlight dimmable	Yes; 0-100 %	Yes; 0-100 %	Yes; 0-100 %
<b>Keyboard fonts</b>			
• Function keys			
- Number of function keys	0	0	0
<b>Touch operation</b>			
• Design as touch screen	Yes; Projective-capacitive	Yes; Projective-capacitive	Yes; Projective-capacitive
<b>Installation type/mounting</b>			
Mounting	Support arm	Support arm	Pedestal
Mounting in portrait format possible	No	No	No
<b>Supply voltage</b>			
Type of supply voltage	DC	DC	DC
Rated value (DC)	24 V	24 V	24 V
<b>Memory</b>			
Memory available for user data	24 Mbyte	24 Mbyte	24 Mbyte
<b>Type of output</b>			
Acoustics			
• Speaker	Yes	Yes	Yes
<b>Time of day</b>			
<b>Clock</b>			
• Hardware clock (real-time)	Yes	Yes	Yes
• retentive	Yes; Back-up duration typically 6 weeks	Yes; Back-up duration typically 6 weeks	Yes; Back-up duration typically 6 weeks
• synchronizable	Yes	Yes	Yes
<b>Interfaces</b>			
Number of industrial Ethernet interfaces	2; 2 ports (switch) + independent port	2; 2 ports (switch) + independent port	2; 2 ports (switch) + independent port
Number of RS 485 interfaces	1; RS 422/485 combined	1; RS 422/485 combined	1; RS 422/485 combined
Number of USB interfaces	2; USB 2.0	2; USB 2.0	2; USB 2.0
Number of SD card slots	2	2	2
<b>Industrial Ethernet</b>			
• Number of ports of the integrated switch	2	2	2
<b>Protocols</b>			
PROFINET	Yes	Yes	Yes
IRT	Yes	Yes	Yes
MRP	Yes	Yes	Yes
PROFIBUS	Yes	Yes	Yes
MPI	Yes	Yes	Yes
<b>Degree and class of protection</b>			
IP (at the front)	IP65	IP65	IP65
Enclosure Type 4x at the front	Yes	Yes	Yes
IP (rear)	IP65	IP65	IP65

## Operator panels

Advanced HMI – Panel-based  
Comfort Panels

### Comfort Panels PRO

#### Technical specifications (continued)

Article number	6AV2124-0QC24-0AX0	6AV2124-0QC24-0BX0	6AV2124-0QC24-1AX0
	SIMATIC HMI TP1500 COMFORT PRO	SIMATIC HMI TP1500 COMFORT PRO	SIMATIC HMI TP1500 COMFORT PRO
<b>Standards, approvals, certificates</b>			
CE mark	Yes	Yes	Yes
cULus	Yes	Yes	Yes
RCM (formerly C-TICK)	Yes	Yes	Yes
KC approval	No; Available soon	No; Available soon	No; Available soon
EAC (formerly Gost-R)	No; Available soon	No; Available soon	No; Available soon
<b>Ambient conditions</b>			
Suited for indoor use	Yes	Yes	Yes
Suited for outdoor use	No	No	No
<b>Ambient temperature during operation</b>			
• Operation (vertical installation)			
- For vertical installation, min.	0 °C	0 °C	0 °C
- For vertical installation, max.	45 °C	45 °C	45 °C
<b>Relative humidity</b>			
• Operation, max.	90 %; no condensation	90 %; no condensation	90 %; no condensation
<b>Configuration</b>			
<b>Configuration software</b>			
• WinCC Comfort (TIA Portal)	Yes; V14 SP1 HSP and higher	Yes; V14 SP1 HSP and higher	Yes; V14 SP1 HSP and higher
<b>Languages</b>			
<b>Online languages</b>			
• Number of online/runtime languages	32	32	32
<b>Functionality under WinCC (TIA Portal)</b>			
Applications/options			
• Web browser	Yes	Yes	Yes
• Pocket Word	Yes	Yes	Yes
• Pocket Excel	Yes	Yes	Yes
• PDF Viewer	Yes	Yes	Yes
• Media Player	Yes	Yes	Yes
• SIMATIC WinCC Sm@rtServer	Yes	Yes	Yes
• SIMATIC WinCC Audit	Yes	Yes	Yes
Number of Visual Basic Scripts	Yes	Yes	Yes
Task planner			
• time-controlled	Yes	Yes	Yes
• task-controlled	Yes	Yes	Yes
<b>Message system</b>			
• Bit messages			
- Number of bit messages	6 000	6 000	6 000
• Analog messages			
- Number of analog messages	200	200	200
• Message buffer			
- Number of entries	1 024	1 024	1 024
- Circulating buffer	Yes	Yes	Yes
- retentive	Yes	Yes	Yes
<b>Recipe management</b>			
• Number of recipes	500	500	500
• Size of internal recipe memory	4 Mbyte	4 Mbyte	4 Mbyte
• Recipe memory expandable	Yes	Yes	Yes
<b>Variables</b>			
• Number of variables per device	4 096	4 096	4 096
• Number of variables per screen	400	400	400
<b>Images</b>			
• Number of configurable images	750	750	750
<b>Archiving</b>			
• Number of archives per device	50	50	50



### Technical specifications (continued)

Article number	6AV2124-0QC24-0AX0	6AV2124-0QC24-0BX0	6AV2124-0QC24-1AX0
	SIMATIC HMI TP1500 COMFORT PRO	SIMATIC HMI TP1500 COMFORT PRO	SIMATIC HMI TP1500 COMFORT PRO
<b>Functionality under WinCC (TIA Portal) (continued)</b>			
<b>Security</b>			
• Number of user groups	50	50	50
• Number of users	50	50	50
• SIMATIC Logon	Yes	Yes	Yes
<b>Logging through printer</b>			
• Alarms	Yes	Yes	Yes
• Report (shift log)	Yes	Yes	Yes
• Hardcopy	Yes	Yes	Yes
• Electronic print to file	Yes; PDF, HTML	Yes; PDF, HTML	Yes; PDF, HTML
<b>Transfer (upload/download)</b>			
• MPI/PROFIBUS DP	Yes	Yes	Yes
• Ethernet	Yes	Yes	Yes
<b>Process coupling</b>			
• S7-1200	Yes	Yes	Yes
• S7-1500	Yes	Yes	Yes
• S7-200	Yes	Yes	Yes
• S7-300/400	Yes	Yes	Yes
• LOGO!	Yes	Yes	Yes
• WinAC	Yes	Yes	Yes
• SIMOTION	Yes	Yes	Yes
• Allen Bradley (EtherNet/IP)	Yes	Yes	Yes
• Allen Bradley (DF1)	Yes	Yes	Yes
• Mitsubishi (MC TCP/IP)	Yes	Yes	Yes
• Mitsubishi (FX)	Yes	Yes	Yes
• OMRON (FINS TCP)	No	No	No
• OMRON (LINK/Multilink)	Yes	Yes	Yes
• Modicon (Modbus TCP/IP)	Yes	Yes	Yes
• Modicon (Modbus)	Yes	Yes	Yes
• OPC UA Client	Yes	Yes	Yes
• OPC UA Server	Yes	Yes	Yes
<b>Peripherals/Options</b>			
Peripherals			
• Printer	Yes	Yes	Yes
• SIMATIC HMI MM memory card: Multi Media Card	Yes; Up to 128 MB	Yes; Up to 128 MB	Yes; Up to 128 MB
• SIMATIC HMI SD memory card: Secure Digital memory card	Yes; Up to 2 GB	Yes; Up to 2 GB	Yes; Up to 2 GB
• USB memory	Yes	Yes	Yes
• Network camera	Yes	Yes	Yes
<b>Mechanics/material</b>			
Enclosure material (front)			
• Plastic	No	No	No
• Aluminum	Yes	Yes	Yes
• Stainless steel	No	No	No
<b>Dimensions</b>			
Width of the housing front	396 mm	396 mm	396 mm
Height of housing front	256 mm; Without basic adapter	256 mm; Without basic adapter	256 mm; Without basic adapter
Overall depth	101 mm; Without basic adapter	101 mm; Without basic adapter	101 mm; Without basic adapter
<b>Weights</b>			
Weight without packaging	6.3 kg	6.3 kg	6.3 kg

## Operator panels

### Advanced HMI – Panel-based Comfort Panels

#### Comfort Panels PRO

#### Technical specifications (continued)

Article number	<b>6AV2124-0UC24-0AX0</b>	<b>6AV2124-0UC24-0BX0</b>	<b>6AV2124-0UC24-1AX0</b>
	SIMATIC HMI TP1900 COMFORT PRO	SIMATIC HMI TP1900 COMFORT PRO	SIMATIC HMI TP1900 COMFORT PRO
<b>General information</b>			
Product type designation	TP1900 Comfort PRO	TP1900 Comfort PRO	TP1900 Comfort PRO
<b>Display</b>			
Design of display	TFT	TFT	TFT
Screen diagonal	18.5 in	18.5 in	18.5 in
Number of colors	16 777 216	16 777 216	16 777 216
<b>Resolution (pixels)</b>			
• Horizontal image resolution	1 366 Pixel	1 366 Pixel	1 366 Pixel
• Vertical image resolution	768 Pixel	768 Pixel	768 Pixel
<b>Backlighting</b>			
• MTBF backlighting (at 25 °C)	50 000 h	50 000 h	50 000 h
• Backlight dimmable	Yes; 0-100 %	Yes; 0-100 %	Yes; 0-100 %
<b>Keyboard fonts</b>			
• Function keys			
- Number of function keys		0	0
<b>Touch operation</b>			
• Design as touch screen	Yes; Projective-capacitive	Yes; Projective-capacitive	Yes; Projective-capacitive
<b>Installation type/mounting</b>			
Mounting	Support arm	Support arm	Pedestal
Mounting in portrait format possible	No	No	No
<b>Supply voltage</b>			
Type of supply voltage	DC	DC	DC
Rated value (DC)	24 V	24 V	24 V
<b>Memory</b>			
Memory available for user data	24 Mbyte	24 Mbyte	24 Mbyte
<b>Type of output</b>			
Acoustics			
• Speaker	Yes	Yes	Yes
<b>Time of day</b>			
<b>Clock</b>			
• Hardware clock (real-time)	Yes	Yes	Yes
• retentive	Yes; Back-up duration typically 6 weeks	Yes; Back-up duration typically 6 weeks	Yes; Back-up duration typically 6 weeks
• synchronizable	Yes	Yes	Yes
<b>Interfaces</b>			
Number of industrial Ethernet interfaces	2; 2 ports (switch) + independent port	2; 2 ports (switch) + independent port	2; 2 ports (switch) + independent port
Number of RS 485 interfaces	1; RS 422/485 combined	1; RS 422/485 combined	1; RS 422/485 combined
Number of USB interfaces	2; USB 2.0	2; USB 2.0	2; USB 2.0
Number of SD card slots	2	2	2
<b>Industrial Ethernet</b>			
• Number of ports of the integrated switch	2	2	2
<b>Protocols</b>			
PROFINET	Yes	Yes	Yes
IRT	Yes	Yes	Yes
MRP	Yes	Yes	Yes
PROFIBUS	Yes	Yes	Yes
MPI	Yes	Yes	Yes
<b>Degree and class of protection</b>			
IP (at the front)	IP65	IP65	IP65
Enclosure Type 4x at the front	Yes	Yes	Yes
IP (rear)	IP65	IP65	IP65

### Technical specifications (continued)

Article number	6AV2124-0UC24-0AX0	6AV2124-0UC24-0BX0	6AV2124-0UC24-1AX0
	SIMATIC HMI TP1900 COMFORT PRO	SIMATIC HMI TP1900 COMFORT PRO	SIMATIC HMI TP1900 COMFORT PRO
<b>Standards, approvals, certificates</b>			
CE mark	Yes	Yes	Yes
cULus	Yes	Yes	Yes
RCM (formerly C-TICK)	Yes	Yes	Yes
KC approval	No; Available soon	No; Available soon	No; Available soon
EAC (formerly Gost-R)	No; Available soon	No; Available soon	No; Available soon
<b>Ambient conditions</b>			
Suited for indoor use	Yes	Yes	Yes
Suited for outdoor use	No	No	No
<b>Ambient temperature during operation</b>			
• Operation (vertical installation)			
- For vertical installation, min.	0 °C	0 °C	0 °C
- For vertical installation, max.	45 °C	45 °C	45 °C
<b>Relative humidity</b>			
• Operation, max.	90 %; no condensation	90 %; no condensation	90 %; no condensation
<b>Configuration</b>			
<b>Configuration software</b>			
• WinCC Comfort (TIA Portal)	Yes; V14 SP1 HSP and higher	Yes; V14 SP1 HSP and higher	Yes; V14 SP1 HSP and higher
<b>Languages</b>			
<b>Online languages</b>			
• Number of online/runtime languages	32	32	32
<b>Functionality under WinCC (TIA Portal)</b>			
Applications/options			
• Web browser	Yes	Yes	Yes
• Pocket Word	Yes	Yes	Yes
• Pocket Excel	Yes	Yes	Yes
• PDF Viewer	Yes	Yes	Yes
• Media Player	Yes	Yes	Yes
• SIMATIC WinCC Sm@rtServer	Yes	Yes	Yes
• SIMATIC WinCC Audit	Yes	Yes	Yes
Number of Visual Basic Scripts	Yes	Yes	Yes
Task planner			
• time-controlled	Yes	Yes	Yes
• task-controlled	Yes	Yes	Yes
<b>Message system</b>			
• Bit messages			
- Number of bit messages	6 000	6 000	6 000
• Analog messages			
- Number of analog messages	200	200	200
• Message buffer			
- Number of entries	1 024	1 024	1 024
- Circulating buffer	Yes	Yes	Yes
- retentive	Yes	Yes	Yes
<b>Recipe management</b>			
• Number of recipes	500	500	500
• Size of internal recipe memory	4 Mbyte	4 Mbyte	4 Mbyte
• Recipe memory expandable	Yes	Yes	Yes
<b>Variables</b>			
• Number of variables per device	4 096	4 096	4 096
• Number of variables per screen	400	400	400
<b>Images</b>			
• Number of configurable images	750	750	750
<b>Archiving</b>			
• Number of archives per device	50	50	50

## Operator panels

Advanced HMI – Panel-based  
Comfort Panels

### Comfort Panels PRO

#### Technical specifications (continued)

Article number	6AV2124-0UC24-0AX0	6AV2124-0UC24-0BX0	6AV2124-0UC24-1AX0
	SIMATIC HMI TP1900 COMFORT PRO	SIMATIC HMI TP1900 COMFORT PRO	SIMATIC HMI TP1900 COMFORT PRO
<b>Functionality under WinCC (TIA Portal) (continued)</b>			
<b>Security</b>			
• Number of user groups	50	50	50
• Number of users	50	50	50
• SIMATIC Logon	Yes	Yes	Yes
<b>Logging through printer</b>			
• Alarms	Yes	Yes	Yes
• Report (shift log)	Yes	Yes	Yes
• Hardcopy	Yes	Yes	Yes
• Electronic print to file	Yes; PDF, HTML	Yes; PDF, HTML	Yes; PDF, HTML
<b>Transfer (upload/download)</b>			
• MPI/PROFIBUS DP	Yes	Yes	Yes
• Ethernet	Yes	Yes	Yes
<b>Process coupling</b>			
• S7-1200	Yes	Yes	Yes
• S7-1500	Yes	Yes	Yes
• S7-200	Yes	Yes	Yes
• S7-300/400	Yes	Yes	Yes
• LOGO!	Yes	Yes	Yes
• WinAC	Yes	Yes	Yes
• SIMOTION	Yes	Yes	Yes
• Allen Bradley (EtherNet/IP)	Yes	Yes	Yes
• Allen Bradley (DF1)	Yes	Yes	Yes
• Mitsubishi (MC TCP/IP)	Yes	Yes	Yes
• Mitsubishi (FX)	Yes	Yes	Yes
• OMRON (FINS TCP)	No	No	No
• OMRON (LINK/Multilink)	Yes	Yes	Yes
• Modicon (Modbus TCP/IP)	Yes	Yes	Yes
• Modicon (Modbus)	Yes	Yes	Yes
• OPC UA Client	Yes	Yes	Yes
• OPC UA Server	Yes	Yes	Yes
<b>Peripherals/Options</b>			
Peripherals			
• Printer	Yes	Yes	Yes
• SIMATIC HMI MM memory card: Multi Media Card	Yes; Up to 128 MB	Yes; Up to 128 MB	Yes; Up to 128 MB
• SIMATIC HMI SD memory card: Secure Digital memory card	Yes; Up to 2 GB	Yes; Up to 2 GB	Yes; Up to 2 GB
• USB memory	Yes	Yes	Yes
• Network camera	Yes	Yes	Yes
<b>Mechanics/material</b>			
Enclosure material (front)			
• Plastic	No	No	No
• Aluminum	Yes	Yes	Yes
• Stainless steel	No	No	No
<b>Dimensions</b>			
Width of the housing front	462 mm	462 mm	462 mm
Height of housing front	296 mm; Without basic adapter	296 mm; Without basic adapter	296 mm; Without basic adapter
Overall depth	101 mm; Without basic adapter	101 mm; Without basic adapter	101 mm; Without basic adapter
<b>Weights</b>			
Weight without packaging	7.4 kg	7.4 kg	7.4 kg

### Technical specifications (continued)

Article number	6AV2124-0XC24-0AX0	6AV2124-0XC24-0BX0	6AV2124-0XC24-1AX0
	SIMATIC HMI TP2200 COMFORT PRO	SIMATIC HMI TP2200 COMFORT PRO	SIMATIC HMI TP2200 COMFORT PRO
<b>General information</b>			
Product type designation	TP2200 Comfort PRO	TP2200 Comfort PRO	TP2200 Comfort PRO
<b>Display</b>			
Design of display	TFT	TFT	TFT
Screen diagonal	21.5 in	21.5 in	21.5 in
Number of colors	16 777 216	16 777 216	16 777 216
<b>Resolution (pixels)</b>			
• Horizontal image resolution	1 920 Pixel	1 920 Pixel	1 920 Pixel
• Vertical image resolution	1 080 Pixel	1 080 Pixel	1 080 Pixel
<b>Backlighting</b>			
• MTBF backlighting (at 25 °C)	30 000 h	30 000 h	30 000 h
• Backlight dimmable	Yes; 0-100 %	Yes; 0-100 %	Yes; 0-100 %
<b>Keyboard fonts</b>			
• Function keys			
- Number of function keys	0	0	0
<b>Touch operation</b>			
• Design as touch screen	Yes; Projective-capacitive	Yes; Projective-capacitive	Yes; Projective-capacitive
<b>Installation type/mounting</b>			
Mounting	Support arm	Support arm	Pedestal
Mounting in portrait format possible	No	No	No
<b>Supply voltage</b>			
Type of supply voltage	DC	DC	DC
Rated value (DC)	24 V	24 V	24 V
<b>Memory</b>			
Memory available for user data	24 Mbyte	24 Mbyte	24 Mbyte
<b>Type of output</b>			
Acoustics			
• Speaker	Yes	Yes	Yes
<b>Time of day</b>			
<b>Clock</b>			
• Hardware clock (real-time)	Yes	Yes	Yes
• retentive	Yes; Back-up duration typically 6 weeks	Yes; Back-up duration typically 6 weeks	Yes; Back-up duration typically 6 weeks
• synchronizable	Yes	Yes	Yes
<b>Interfaces</b>			
Number of industrial Ethernet interfaces	2; 2 ports (switch) + independent port	2; 2 ports (switch) + independent port	2; 2 ports (switch) + independent port
Number of RS 485 interfaces	1; RS 422/485 combined	1; RS 422/485 combined	1; RS 422/485 combined
Number of USB interfaces	2; USB 2.0	2; USB 2.0	2; USB 2.0
Number of SD card slots	2	2	2
<b>Industrial Ethernet</b>			
• Number of ports of the integrated switch	2	2	2
<b>Protocols</b>			
PROFINET	Yes	Yes	Yes
IRT	Yes	Yes	Yes
MRP	Yes	Yes	Yes
PROFIBUS	Yes	Yes	Yes
MPI	Yes	Yes	Yes
<b>Degree and class of protection</b>			
IP (at the front)	IP65	IP65	IP65
Enclosure Type 4x at the front	Yes	Yes	Yes
IP (rear)	IP65	IP65	IP65

## Operator panels

Advanced HMI – Panel-based  
Comfort Panels

### Comfort Panels PRO

#### Technical specifications (continued)

Article number	6AV2124-0XC24-0AX0	6AV2124-0XC24-0BX0	6AV2124-0XC24-1AX0
	SIMATIC HMI TP2200 COMFORT PRO	SIMATIC HMI TP2200 COMFORT PRO	SIMATIC HMI TP2200 COMFORT PRO
<b>Standards, approvals, certificates</b>			
CE mark	Yes	Yes	Yes
cULus	Yes	Yes	Yes
RCM (formerly C-TICK)	Yes	Yes	Yes
KC approval	No; Available soon	No; Available soon	No; Available soon
EAC (formerly Gost-R)	No; Available soon	No; Available soon	No; Available soon
<b>Ambient conditions</b>			
Suited for indoor use	Yes	Yes	Yes
Suited for outdoor use	No	No	No
<b>Ambient temperature during operation</b>			
• Operation (vertical installation)			
- For vertical installation, min.	0 °C	0 °C	0 °C
- For vertical installation, max.	45 °C	45 °C	45 °C
<b>Relative humidity</b>			
• Operation, max.	90 %; no condensation	90 %; no condensation	90 %; no condensation
<b>Configuration</b>			
<b>Configuration software</b>			
• WinCC Comfort (TIA Portal)	Yes; V14 SP1 HSP and higher	Yes; V14 SP1 HSP and higher	Yes; V14 SP1 HSP and higher
<b>Languages</b>			
<b>Online languages</b>			
• Number of online/runtime languages	32	32	32
<b>Functionality under WinCC (TIA Portal)</b>			
Applications/options			
• Web browser	Yes	Yes	Yes
• Pocket Word	Yes	Yes	Yes
• Pocket Excel	Yes	Yes	Yes
• PDF Viewer	Yes	Yes	Yes
• Media Player	Yes	Yes	Yes
• SIMATIC WinCC Sm@rtServer	Yes	Yes	Yes
• SIMATIC WinCC Audit	Yes	Yes	Yes
Number of Visual Basic Scripts	Yes	Yes	Yes
Task planner			
• time-controlled	Yes	Yes	Yes
• task-controlled	Yes	Yes	Yes
<b>Message system</b>			
• Bit messages			
- Number of bit messages	6 000	6 000	6 000
• Analog messages			
- Number of analog messages	200	200	200
• Message buffer			
- Number of entries	1 024	1 024	1 024
- Circulating buffer	Yes	Yes	Yes
- retentive	Yes	Yes	Yes
<b>Recipe management</b>			
• Number of recipes	500	500	500
• Size of internal recipe memory	4 Mbyte	4 Mbyte	4 Mbyte
• Recipe memory expandable	Yes	Yes	Yes
<b>Variables</b>			
• Number of variables per device	4 096	4 096	4 096
• Number of variables per screen	400	400	400
<b>Images</b>			
• Number of configurable images	750	750	750
<b>Archiving</b>			
• Number of archives per device	50	50	50

### Technical specifications (continued)

Article number	6AV2124-0XC24-0AX0	6AV2124-0XC24-0BX0	6AV2124-0XC24-1AX0
	SIMATIC HMI TP2200 COMFORT PRO	SIMATIC HMI TP2200 COMFORT PRO	SIMATIC HMI TP2200 COMFORT PRO
<b>Functionality under WinCC (TIA Portal) (continued)</b>			
<b>Security</b>			
• Number of user groups	50	50	50
• Number of users	50	50	50
• SIMATIC Logon	Yes	Yes	Yes
<b>Logging through printer</b>			
• Alarms	Yes	Yes	Yes
• Report (shift log)	Yes	Yes	Yes
• Hardcopy	Yes	Yes	Yes
• Electronic print to file	Yes; PDF, HTML	Yes; PDF, HTML	Yes; PDF, HTML
<b>Transfer (upload/download)</b>			
• MPI/PROFIBUS DP	Yes	Yes	Yes
• Ethernet	Yes	Yes	Yes
<b>Process coupling</b>			
• S7-1200	Yes	Yes	Yes
• S7-1500	Yes	Yes	Yes
• S7-200	Yes	Yes	Yes
• S7-300/400	Yes	Yes	Yes
• LOGO!	Yes	Yes	Yes
• WinAC	Yes	Yes	Yes
• SIMOTION	Yes	Yes	Yes
• Allen Bradley (EtherNet/IP)	Yes	Yes	Yes
• Allen Bradley (DF1)	Yes	Yes	Yes
• Mitsubishi (MC TCP/IP)	Yes	Yes	Yes
• Mitsubishi (FX)	Yes	Yes	Yes
• OMRON (FINS TCP)	No	No	No
• OMRON (LINK/Multilink)	Yes	Yes	Yes
• Modicon (Modbus TCP/IP)	Yes	Yes	Yes
• Modicon (Modbus)	Yes	Yes	Yes
• OPC UA Client	Yes	Yes	Yes
• OPC UA Server	Yes	Yes	Yes
<b>Peripherals/Options</b>			
Peripherals			
• Printer	Yes	Yes	Yes
• SIMATIC HMI MM memory card: Multi Media Card	Yes; Up to 128 MB	Yes; Up to 128 MB	Yes; Up to 128 MB
• SIMATIC HMI SD memory card: Secure Digital memory card	Yes; Up to 2 GB	Yes; Up to 2 GB	Yes; Up to 2 GB
• USB memory	Yes	Yes	Yes
• Network camera	Yes	Yes	Yes
<b>Mechanics/material</b>			
Enclosure material (front)			
• Plastic	No	No	No
• Aluminum	Yes	Yes	Yes
• Stainless steel	No	No	No
<b>Dimensions</b>			
Width of the housing front	527 mm	527 mm	527 mm
Height of housing front	330 mm; Without basic adapter	330 mm; Without basic adapter	330 mm; Without basic adapter
Overall depth	101 mm; Without basic adapter	101 mm; Without basic adapter	101 mm; Without basic adapter
<b>Weights</b>			
Weight without packaging	8.5 kg	8.5 kg	8.5 kg



## Operator panels

Advanced HMI – Panel-based  
Comfort Panels

### Comfort Panels PRO

#### Ordering data

#### Article No.

#### Article No.

##### Comfort Panels PRO

###### TP1200 Comfort PRO

12.1" TFT display,  
1 280 x 800 pixels, 16 M colors;  
touch screen;  
1 x MPI/PROFIBUS DP,  
1 x PROFINET/Industrial Ethernet  
interface with MRP and  
RT/IRT support (2 ports);  
1 x Ethernet (Gigabit);  
2 x SD card slots; 2 x USB

- For support arm  
(not extendable, flange on top)
- For support arm  
(extendable, round tube)
- For pedestal  
(extendable, flange below)

**6AV2124-0MC24-0AX0**

**6AV2124-0MC24-0BX0**

**6AV2124-0MC24-1AX0**

###### TP1500 Comfort PRO

15.6" TFT display,  
1 366 x 768 pixels, 16 M colors;  
touch screen;  
1 x MPI/PROFIBUS DP,  
1 x PROFINET/Industrial Ethernet  
interface with MRP and  
RT/IRT support (2 ports);  
1 x Ethernet (Gigabit);  
2 x SD card slots; 2 x USB

- For support arm  
(not extendable, flange on top)
- For support arm  
(extendable, round tube)
- For pedestal  
(extendable, flange below)

**6AV2124-0QC24-0AX0**

**6AV2124-0QC24-0BX0**

**6AV2124-0QC24-1AX0**

###### TP1900 Comfort PRO

18.5" TFT display,  
1 366 x 768 pixels, 16 M colors;  
touch screen;  
1 x MPI/PROFIBUS DP,  
1 x PROFINET/Industrial Ethernet  
interface with MRP and  
RT/IRT support (2 ports);  
1 x Ethernet (Gigabit);  
2 x SD card slots; 2 x USB

- For support arm  
(not extendable, flange on top)
- For support arm  
(extendable, round tube)
- For pedestal  
(extendable, flange below)

**6AV2124-0UC24-0AX0**

**6AV2124-0UC24-0BX0**

**6AV2124-0UC24-1AX0**

###### TP2200 Comfort PRO

21.5" TFT display,  
1 920 x 1 080 pixels, 16 M colors;  
touch screen;  
1 x MPI/PROFIBUS DP,  
1 x PROFINET/Industrial Ethernet  
interface with MRP and  
RT/IRT support (2 ports);  
1 x Ethernet (Gigabit);  
2 x SD card slots; 2 x USB

- For support arm  
(not extendable, flange on top)
- For support arm  
(extendable, round tube)
- For pedestal  
(extendable, flange below)

**6AV2124-0XC24-0AX0**

**6AV2124-0XC24-0BX0**

**6AV2124-0XC24-1AX0**

### Overview



### SIMATIC HMI TP Comfort Panels INOX and INOX PCT <sup>1)</sup>

Panels with touch screens (analog-resistive or projective-capacitive) and stainless steel fronts are designed for use in the food, beverages and tobacco industry, the pharmaceutical industry, fine chemicals and in other hygiene areas for machine-level operator control and monitoring.

For this reason, the devices with stainless steel front have been developed in compliance with EN 1672-2 "Food processing machinery – Safety and Hygiene Requirements".

<sup>1)</sup> PCT = Projected Capacitive Touchscreen

<http://www.siemens.com/comfort-panels-inox>

2

### Technical specifications

Article number	6AV2144-8GC10-0AA0	6AV2144-8JC10-0AA0	6AV2144-8MC10-0AA0	6AV2144-8QC10-0AA0	6AV2144-8UC10-0AA0
	SIMATIC HMI TP700 COMFORT INOX	SIMATIC HMI TP900 COMFORT INOX	SIMATIC HMI TP1200 COMFORT INOX	SIMATIC HMI TP1500 COMFORT INOX	SIMATIC HMI TP1900 COMFORT INOX
<b>General information</b>					
Product type designation	TP700 Comfort INOX	SIMATIC HMI TP900 Comfort INOX	TP1200 Comfort INOX	SIMATIC HMI TP1500 Comfort INOX	TP1900 Comfort INOX
<b>Display</b>					
Design of display	TFT	TFT	TFT	TFT	TFT
Screen diagonal	7 in	9 in	12.1 in	15.4 in	18.5 in
Number of colors	16 777 216	16 777 216	16 777 216	16 777 216	16 777 216
<b>Resolution (pixels)</b>					
• Horizontal image resolution	800 Pixel	800 Pixel	1 280 Pixel	1 280 Pixel	1 366 Pixel
• Vertical image resolution	480 Pixel	480 Pixel	800 Pixel	800 Pixel	768 Pixel
<b>Backlighting</b>					
• MTBF backlighting (at 25 °C)	80 000 h	80 000 h	80 000 h	80 000 h	50 000 h
• Backlight dimmable	Yes; 0-100 %	Yes; 0-100 %	Yes; 0-100 %	Yes; 0-100 %	Yes; 0-100 %
<b>Keyboard fonts</b>					
• Function keys					
- Number of function keys	0	0	0	0	0
<b>Touch operation</b>					
• Design as touch screen	Yes	Yes	Yes	Yes	Yes
<b>Installation type/mounting</b>					
Mounting in portrait format possible	Yes	Yes	Yes	Yes	Yes
<b>Supply voltage</b>					
Type of supply voltage	DC	DC	DC	DC	DC
Rated value (DC)	24 V	24 V	24 V	24 V	24 V
<b>Memory</b>					
Memory available for user data	12 Mbyte	12 Mbyte	12 Mbyte	24 Mbyte	24 Mbyte
<b>Type of output</b>					
Acoustics					
• Speaker	Yes	Yes	Yes	Yes	Yes

## Operator panels

Advanced HMI – Panel-based  
Comfort Panels INOX

### SIMATIC HMI TP Comfort Panels INOX and INOX PCT

#### Technical specifications (continued)

Article number	<b>6AV2144-8GC10-0AA0</b> SIMATIC HMI TP700 COMFORT INOX	<b>6AV2144-8JC10-0AA0</b> SIMATIC HMI TP900 COMFORT INOX	<b>6AV2144-8MC10-0AA0</b> SIMATIC HMI TP1200 COMFORT INOX	<b>6AV2144-8QC10-0AA0</b> SIMATIC HMI TP1500 COMFORT INOX	<b>6AV2144-8UC10-0AA0</b> SIMATIC HMI TP1900 COMFORT INOX
<b>Time of day</b>					
<b>Clock</b>					
• Hardware clock (real-time)	Yes	Yes	Yes	Yes	Yes
• retentive	Yes; Back-up duration typically 6 weeks	Yes; Back-up duration typically 6 weeks	Yes; Back-up duration typically 6 weeks	Yes; Back-up duration typically 6 weeks	Yes; Back-up duration typically 6 weeks
• synchronizable	Yes	Yes	Yes	Yes	Yes
<b>Interfaces</b>					
Number of industrial Ethernet interfaces	1; 2 ports (switch)	1; 2 ports (switch)	1; 2 ports (switch)	2; 2 ports (switch) + independent port	2; 2 ports (switch) + independent port
Number of RS 485 interfaces	1; RS 422/485 combined	1; RS 422/485 combined	1; RS 422/485 combined	1; RS 422/485 combined	1; RS 422/485 combined
Number of USB interfaces	2; USB 2.0	2; USB 2.0	2; USB 2.0	2; USB 2.0	2; USB 2.0
• USB Mini B	1; 5-pole	1; 5-pole	1; 5-pole	1; 5-pole	1; 5-pole
Number of SD card slots	2	2	2	2	2
<b>Industrial Ethernet</b>					
• Number of ports of the integrated switch	2	2	2	2	2
<b>Protocols</b>					
PROFINET	Yes	Yes	Yes	Yes	Yes
IRT	Yes; As of WinCC V12	Yes; As of WinCC V12	Yes; As of WinCC V12	Yes; As of WinCC V12	Yes; As of WinCC V12
MRP	Yes; As of WinCC V12	Yes; As of WinCC V12	Yes; As of WinCC V12	Yes	Yes
PROFIBUS	Yes	Yes	Yes	Yes	Yes
MPI	Yes	Yes	Yes	Yes	Yes
<b>Degree and class of protection</b>					
IP (at the front)	IP66K	IP66K	IP66K	IP66K	IP66K
Enclosure Type 4x at the front	Yes; indoor use only	Yes; indoor use only	Yes; indoor use only	Yes; indoor use only	Yes; indoor use only
IP (rear)	IP20	IP20	IP20	IP20	IP20
<b>Standards, approvals, certificates</b>					
CE mark	Yes	Yes	Yes	Yes	Yes
cULus	Yes	Yes	Yes	Yes	Yes
FM approval	Yes		Yes		
RCM (formerly C-TICK)	Yes		Yes		
KC approval	Yes		Yes		
EAC (formerly Gost-R)	Yes	Yes	Yes	Yes	Yes
<b>Marine approval</b>					
• Germanischer Lloyd (GL)	No	No	No	Yes	Yes
• American Bureau of Shipping (ABS)	No	No	No	Yes	Yes
• Bureau Veritas (BV)	No	No	No	Yes	Yes
• Det Norske Veritas (DNV)	No	No	No	Yes	Yes
• Korean Register of Shipping (KRS)			No		
• Lloyds Register of Shipping (LRS)	No	No	No	Yes	Yes
• Nippon Kaiji Kyokai (Class NK)	No	No	No	No	No
• Polski Rejestr Statkow (PRS)	No	No	No	Yes	Yes
<b>Use in hazardous areas</b>					
• ATEX Zone 2	Yes	Yes	Yes	Yes	Yes
• ATEX Zone 22	Yes	Yes	Yes	Yes	Yes
• IECEx Zone 2	Yes	Yes	Yes	Yes	Yes
• IECEx Zone 22	Yes	Yes	Yes	Yes	Yes
• cULus Class I Zone 2, Division 2	Yes	Yes	Yes	Yes	Yes
• FM Class I Division 2	Yes	No	Yes	No	No

### Technical specifications (continued)

Article number	6AV2144-8GC10-0AA0 SIMATIC HMI TP700 COMFORT INOX	6AV2144-8JC10-0AA0 SIMATIC HMI TP900 COMFORT INOX	6AV2144-8MC10-0AA0 SIMATIC HMI TP1200 COMFORT INOX	6AV2144-8QC10-0AA0 SIMATIC HMI TP1500 COMFORT INOX	6AV2144-8UC10-0AA0 SIMATIC HMI TP1900 COMFORT INOX
<b>Ambient conditions</b>					
<b>Ambient temperature during operation</b>					
• Operation (vertical installation)					
- For vertical installation, min.	0 °C	0 °C	0 °C	0 °C	0 °C
- For vertical installation, max.	50 °C	50 °C	50 °C	50 °C	45 °C
<b>Relative humidity</b>					
• Operation, max.	90 %; no condensation	90 %; no condensation	80 %; no condensation	80 %; no condensation	70 %; no condensation
<b>Configuration</b>					
<b>Configuration software</b>					
• WinCC Comfort (TIA Portal)	Yes; from V11	Yes; from V11	Yes; from V11	Yes; V11 SP2 or higher	Yes; V11 SP2 or higher
<b>Languages</b>					
<b>Online languages</b>					
• Number of online/runtime languages	32	32	32	32	32
<b>Functionality under WinCC (TIA Portal)</b>					
Applications/options					
• Web browser	Yes	Yes	Yes	Yes	Yes
• Pocket Word	Yes	Yes	Yes	Yes	Yes
• Pocket Excel	Yes	Yes	Yes	Yes	Yes
• PDF Viewer	Yes	Yes	Yes	Yes	Yes
• Media Player	Yes	Yes	Yes	Yes	Yes
• SIMATIC WinCC Sm@rtServer	Yes	Yes	Yes	Yes	Yes
• SIMATIC WinCC Audit	Yes	Yes	Yes	Yes	Yes
Number of Visual Basic Scripts	Yes	Yes	Yes	Yes	Yes
Task planner					
• time-controlled	Yes	Yes	Yes	Yes	Yes
• task-controlled	Yes	Yes	Yes	Yes	Yes
<b>Message system</b>					
• Bit messages					
- Number of bit messages	4 000	4 000	4 000	6 000	6 000
• Analog messages					
- Number of analog messages	200	200	200	200	200
• Message buffer					
- Number of entries	1 024	1 024	1 024	1 024	1 024
- Circulating buffer	Yes	Yes	Yes	Yes	Yes
- retentive	Yes	Yes	Yes	Yes	Yes
<b>Recipe management</b>					
• Number of recipes	300	300	300	500	500
• Size of internal recipe memory	2 Mbyte	2 Mbyte	2 Mbyte	4 Mbyte	4 Mbyte
• Recipe memory expandable	Yes	Yes	Yes	Yes	Yes
<b>Variables</b>					
• Number of variables per device	2 048	2 048	2 048	4 096	4 096
• Number of variables per screen	400	400	400	400	400
<b>Images</b>					
• Number of configurable images	500	500	500	750	750
<b>Archiving</b>					
• Number of archives per device	50	50	50	50	50

## Operator panels

Advanced HMI – Panel-based  
Comfort Panels INOX

### SIMATIC HMI TP Comfort Panels INOX and INOX PCT

#### Technical specifications (continued)

Article number	6AV2144-8GC10-0AA0 SIMATIC HMI TP700 COMFORT INOX	6AV2144-8JC10-0AA0 SIMATIC HMI TP900 COMFORT INOX	6AV2144-8MC10-0AA0 SIMATIC HMI TP1200 COMFORT INOX	6AV2144-8QC10-0AA0 SIMATIC HMI TP1500 COMFORT INOX	6AV2144-8UC10-0AA0 SIMATIC HMI TP1900 COMFORT INOX
<b>Functionality under WinCC (TIA Portal) (continued)</b>					
<b>Security</b>					
• Number of user groups	50	50	50	50	50
• Number of users	50	50	50	50	50
• SIMATIC Logon	Yes	Yes	Yes	Yes	Yes
<b>Logging through printer</b>					
• Alarms	Yes	Yes	Yes	Yes	Yes
• Report (shift log)	Yes	Yes	Yes	Yes	Yes
• Hardcopy	Yes	Yes	Yes	Yes	Yes
• Electronic print to file	Yes; PDF, HTML	Yes; PDF, HTML	Yes; PDF, HTML	Yes; PDF, HTML	Yes; PDF, HTML
<b>Transfer (upload/download)</b>					
• MPI/PROFIBUS DP	Yes	Yes	Yes	Yes	Yes
• Ethernet	Yes	Yes	Yes	Yes	Yes
<b>Process coupling</b>					
• S7-1200	Yes	Yes	Yes	Yes	Yes
• S7-1500	Yes	Yes	Yes	Yes	Yes
• S7-200	Yes	Yes	Yes	Yes	Yes
• S7-300/400	Yes	Yes	Yes	Yes	Yes
• LOGO!	Yes	Yes	Yes	Yes	Yes
• WinAC	Yes	Yes	Yes	Yes	Yes
• SIMOTION	Yes	Yes	Yes	Yes	Yes
• Allen Bradley (EtherNet/IP)	Yes	Yes	Yes	Yes	Yes
• Allen Bradley (DF1)	Yes	Yes	Yes	Yes	Yes
• Mitsubishi (MC TCP/IP)	Yes	Yes	Yes	Yes	Yes
• Mitsubishi (FX)	Yes	Yes	Yes	Yes	Yes
• OMRON (FINS TCP)	No	No	No	No	No
• OMRON (LINK/Multilink)	Yes	Yes	Yes	Yes	Yes
• Modicon (Modbus TCP/IP)	Yes	Yes	Yes	Yes	Yes
• Modicon (Modbus)	Yes	Yes	Yes	Yes	Yes
• OPC UA Client	Yes	Yes	Yes	Yes	Yes
• OPC UA Server	Yes	Yes	Yes	Yes	Yes
<b>Peripherals/Options</b>					
Peripherals					
• Printer	Yes	Yes	Yes	Yes	Yes
• SIMATIC HMI MM memory card: Multi Media Card	Yes; Up to 128 MB	Yes; Up to 128 MB	Yes; Up to 128 MB	Yes; Up to 128 MB	Yes; Up to 128 MB
• SIMATIC HMI SD memory card: Secure Digital memory card	Yes; Up to 2 GB	Yes; Up to 2 GB	Yes; Up to 2 GB	Yes; Up to 2 GB	Yes; Up to 2 GB
• USB memory	Yes	Yes	Yes	Yes	Yes
• Network camera	Yes	Yes	Yes	Yes	Yes
<b>Mechanics/material</b>					
Enclosure material (front)					
• Plastic	No	No	No	No	No
• Aluminum	No	No	No	No	No
• Stainless steel	Yes	Yes	Yes	Yes	Yes
<b>Dimensions</b>					
Width of the housing front	214 mm	274 mm	330 mm	415 mm	483 mm
Height of housing front	158 mm	190 mm	241 mm	310 mm	337 mm
Mounting cutout, width	197 mm	250 mm	310 mm	396 mm	465 mm
Mounting cutout, height	141 mm	166 mm	221 mm	291 mm	319 mm
Overall depth	65 mm	65 mm	67 mm	75 mm	73 mm
<b>Weights</b>					
Weight without packaging	1.9 kg	2.5 kg	3.6 kg	6.6 kg	8.5 kg

Ordering data	Article No.	More information
<p><i>SIMATIC HMI TP Comfort Panel INOX</i> <i>With analog-resistive touch and front membrane</i></p> <p><b>SIMATIC HMI TP700 Comfort Panel INOX</b> With accessory pack consisting of: clamping frame, device seal, mounting clamps, connection terminal, as well as installation instructions.</p>	6AV2144-8GC10-0AA0	<p><u>Customer-specific modifications</u></p> <ul style="list-style-type: none"> <li>• Customized design (logo, type designation and background color)</li> <li>• Protection against condensation and corrosive gases</li> </ul> <p><u>Quotation preparation</u></p> <ul style="list-style-type: none"> <li>• Customized automation specialists define the product modifications precisely in accordance with customer requirements. The quotation is then prepared with               <ul style="list-style-type: none"> <li>- Non-recurring costs</li> <li>- Prototype costs</li> <li>- Serial device prices and</li> <li>- the general conditions in the form of a product agreement (e.g. minimum quantity).</li> </ul> </li> <li>• The defined device can then be ordered easily using this product agreement and a customized order number.</li> </ul>
<p><b>SIMATIC HMI TP900 Comfort Panel INOX</b> With accessory pack consisting of: clamping frame, device seal, mounting clamps, connection terminal, as well as installation instructions.</p>	6AV2144-8JC10-0AA0	
<p><b>SIMATIC HMI TP1200 Comfort Panel INOX</b> With accessory pack consisting of: clamping frame, device seal, mounting clamps, connection terminal, as well as installation instructions.</p>	6AV2144-8MC10-0AA0	<p>More information is available on the Internet at: <a href="http://www.siemens.com/comfort-panels-inox">http://www.siemens.com/comfort-panels-inox</a></p>
<p><b>SIMATIC HMI TP1500 Comfort Panel INOX</b> With accessory pack consisting of: clamping frame, device seal, mounting clamps, connection terminal, as well as installation instructions.</p>	6AV2144-8QC10-0AA0	
<p><b>SIMATIC HMI TP1900 Comfort Panel INOX</b> With accessory pack comprising: clamping frame, device seal, mounting clamps, connection terminal, as well as installation instructions.</p>	6AV2144-8UC10-0AA0	
<p><i>SIMATIC HMI TP Comfort Panel INOX PCT</i> <i>With projective-capacitive touch and front glass</i></p> <p><b>SIMATIC HMI TP900 Comfort Panel INOX PCT</b> With accessory pack consisting of: clamping frame, device seal, mounting clamps, connection terminal, as well as installation instructions.</p>	6AV2144-8JC20-0AA0	
<p><b>SIMATIC HMI TP1200 Comfort Panel INOX PCT</b> With accessory pack consisting of: clamping frame, device seal, mounting clamps, connection terminal, as well as installation instructions.</p>	6AV2144-8MC20-0AA0	
<p><b>Accessories</b></p>	See chapter 6	

The device seals can be replaced using the corresponding service packages from the accessories.

## Operator panels

Advanced HMI – Panel-based  
Mobile Panels

### Mobile Panels 2nd Generation

#### Overview



- SIMATIC HMI KTP400F Mobile
- SIMATIC HMI KTP700 Mobile
- SIMATIC HMI KTP700F Mobile
- SIMATIC HMI KTP900 Mobile
- SIMATIC HMI KTP900F Mobile

Mobile Panels 2<sup>nd</sup> Generation

#### Technical specifications

Article number	6AV2125-2DB23-0AX0	6AV2125-2GB03-0AX0	6AV2125-2GB23-0AX0	6AV2125-2JB03-0AX0	6AV2125-2JB23-0AX0
	SIMATIC HMI KTP400F MOBILE	SIMATIC HMI KTP700 MOBILE	SIMATIC HMI KTP700F MOBILE	SIMATIC HMI KTP900 MOBILE	SIMATIC HMI KTP900F MOBILE
<b>General information</b>					
Product type designation	KTP400F Mobile	KTP700 Mobile	KTP700F Mobile	KTP900 Mobile	KTP900F Mobile
<b>Display</b>					
Design of display	TFT	TFT widescreen display, LED backlighting	TFT widescreen display, LED backlighting	TFT widescreen display, LED backlighting	TFT widescreen display, LED backlighting
Screen diagonal	4.3 in	7 in	7 in	9 in	9 in
Number of colors	16 777 216	16 777 216	16 777 216	16 777 216	16 777 216
<b>Resolution (pixels)</b>					
• Horizontal image resolution	480 Pixel	800 Pixel	800 Pixel	800 Pixel	800 Pixel
• Vertical image resolution	272 Pixel	480 Pixel	480 Pixel	480 Pixel	480 Pixel
<b>Backlighting</b>					
• MTBF backlighting (at 25 °C)	50 000 h	50 000 h	50 000 h	50 000 h	50 000 h
• Backlight dimmable	Yes; 0-100 %	Yes; 0-100 %	Yes; 0-100 %	Yes; 0-100 %	Yes; 0-100 %
<b>Control elements</b>					
<b>Keyboard fonts</b>					
• Function keys					
- Number of function keys	4	8	8	10	10
<b>Touch operation</b>					
• Design as touch screen	Yes	Yes	Yes	Yes	Yes
• Design as multi-touch screen	No	No	No	No	No
<b>Special operator controls</b>					
• Stop button (forced blocking)	Yes	No	Yes	No	Yes
• Emergency stop button (illuminated and forced blocking)	Yes	No	Yes	No	Yes
• Acknowledgement button (3-stage)	Yes	No	Yes	No	Yes
• Key-operated switch	No	No	Yes	No	Yes
• Illuminated pushbutton	Yes	Yes	Yes	Yes	Yes
<b>Camera</b>					
• integrated camera	No	No	No	No	No

### Technical specifications (continued)

Article number	6AV2125-2DB23-0AX0 SIMATIC HMI KTP400F MOBILE	6AV2125-2GB03-0AX0 SIMATIC HMI KTP700 MOBILE	6AV2125-2GB23-0AX0 SIMATIC HMI KTP700F MOBILE	6AV2125-2JB03-0AX0 SIMATIC HMI KTP900 MOBILE	6AV2125-2JB23-0AX0 SIMATIC HMI KTP900F MOBILE
<b>Expansions for operator control of the process</b>					
• DP direct LEDs (LEDs as S7 output I/O) - F1...Fx	4	8	8	10	10
• Direct keys (keys as S7 input I/O) - F1...Fx	4	8	8	10	10
• Direct keys (touch buttons as S7 input I/O)	32	32	32	32	32
<b>Supply voltage</b>					
Type of supply voltage	DC	DC	DC	DC	DC
Rated value (DC)	24 V	24 V	24 V	24 V	24 V
<b>Memory</b>					
Memory available for user data	4 Mbyte	12 Mbyte	12 Mbyte	12 Mbyte	12 Mbyte
<b>Type of output</b>					
Power LED	No	No	No	No	No
LED for safe	No	No	No	No	No
LED for communication	No	No	No	No	No
LED for battery	No	No	No	No	No
Vibrations	No	No	No	No	No
<b>Time of day</b>					
<b>Clock</b>					
• Hardware clock (real-time)	Yes	Yes	Yes	Yes	Yes
• retentive	Yes	Yes	Yes	Yes	Yes
• synchronizable	Yes	Yes	Yes	Yes	Yes
<b>Interfaces</b>					
Number of industrial Ethernet interfaces	1	1	1	1	1
Number of PROFINET interfaces	1	1	1	1	1
Number of RS 485 interfaces	0	0	0	0	0
Number of RS 422 interfaces	0	0	0	0	0
Number of RS 232 interfaces	0	0	0	0	0
Number of USB interfaces	1; USB 2.0	1; USB 2.0	1; USB 2.0	1; USB 2.0	1; USB 2.0
Number of wireless interfaces	0	0	0	0	0
Number of SD card slots	0	1	1	1	1
<b>Protocols</b>					
PROFINET	Yes	Yes	Yes	Yes	Yes
PROFIsafe	Yes	No	Yes	No	Yes
PROFIBUS	No	No	No	No	No
MPI	No	No	No	No	No
<b>Protocols (Ethernet)</b>					
• TCP/IP	Yes	Yes	Yes	Yes	Yes
• DHCP	Yes	Yes	Yes	Yes	Yes
• SNMP	Yes	Yes	Yes	Yes	Yes
• DCP	Yes	Yes	Yes	Yes	Yes
• LLDP	Yes	Yes	Yes	Yes	Yes
<b>WEB characteristics</b>					
• HTTP	Yes	Yes	Yes	Yes	Yes
• HTTPS	Yes	Yes	Yes	Yes	Yes
• HTML	Yes	Yes	Yes	Yes	Yes
• XML	No	No	No	No	No
• CSS	Yes	Yes	Yes	Yes	Yes
• Active X	No	No	No	No	No
• JavaScript	Yes	Yes	Yes	Yes	Yes
• Java VM	No	No	No	No	No
<b>Further protocols</b>					
• EtherNet/IP	Yes	Yes	Yes	Yes	Yes
• MODBUS	Yes	Yes	Yes	Yes	Yes
• other bus systems	No	No	No	No	No



## Operator panels

Advanced HMI – Panel-based  
Mobile Panels

### Mobile Panels 2nd Generation

#### Technical specifications (continued)

Article number	6AV2125-2DB23-0AX0 SIMATIC HMI KTP400F MOBILE	6AV2125-2GB03-0AX0 SIMATIC HMI KTP700 MOBILE	6AV2125-2GB23-0AX0 SIMATIC HMI KTP700F MOBILE	6AV2125-2JB03-0AX0 SIMATIC HMI KTP900 MOBILE	6AV2125-2JB23-0AX0 SIMATIC HMI KTP900F MOBILE
<b>Communication functions</b>					
<b>Wireless communication</b>					
• supported standards					
- Radio standard WLAN 802.11	No	No	No	No	No
- Bluetooth radio standard	No	No	No	No	No
<b>Degree and class of protection</b>					
IP65 (all-round)	Yes	Yes	Yes	Yes	Yes
<b>Standards, approvals, certificates</b>					
CE mark	Yes	Yes	Yes	Yes	Yes
cULus	Yes	Yes	Yes	Yes	Yes
RCM (formerly C-TICK)	Yes	Yes	Yes	Yes	Yes
KC approval	No; Available soon	No; Available soon	No; Available soon	No; Available soon	No; Available soon
Suitable for safety functions	Yes	No	Yes	No	No
Marine approval	Yes	Yes	Yes	Yes	Yes
<b>Highest safety class achievable in safety mode</b>					
• Performance level according to ISO 13849-1	PLe	none	PLe	none	PLe
• SIL acc. to IEC 61508	SIL 3	No	SIL 3	No	SIL 3
<b>Use in hazardous areas</b>					
• ATEX Zone 2	No	No	No	No	No
• ATEX Zone 22	No	No	No	No	No
• IECEx Zone 2	No	No	No	No	No
• IECEx Zone 22	No	No	No	No	No
• cULus Class I Zone 2, Division 2	No	No	No	No	No
• FM Class I Division 2	No	No	No	No	No
<b>Ambient conditions</b>					
<b>Free fall</b>					
• Fall height, max.	1.2 m	1.2 m	1.2 m	1.2 m	1.2 m
<b>Ambient temperature during operation</b>					
• min.	0 °C	0 °C	0 °C	0 °C	0 °C
• max.	45 °C	45 °C	45 °C	45 °C	45 °C
<b>Relative humidity</b>					
• Operation, max.	90 %	90 %	90 %	90 %	90 %
<b>Configuration</b>					
Message indicator	Yes	Yes	Yes	Yes	Yes
Alarm system (incl. buffer and acknowledgment)	Yes	Yes	Yes	Yes	Yes
Process value display (output)	Yes	Yes	Yes	Yes	Yes
Process value default (input) possible	Yes	Yes	Yes	Yes	Yes
Recipe management	Yes	Yes	Yes	Yes	Yes
<b>Configuration software</b>					
• STEP 7 Basic (TIA Portal)	No	No	No	No	No
• STEP 7 Professional (TIA Portal)	No	No	No	No	No
• WinCC flexible Compact	No	No	No	No	No
• WinCC flexible Standard	No	No	No	No	No
• WinCC flexible Advanced	No	No	No	No	No
• WinCC Basic (TIA Portal)	No	No	No	No	No
• WinCC Comfort (TIA Portal)	Yes	Yes	Yes	Yes	Yes
• WinCC Advanced (TIA Portal)	Yes	Yes	Yes	Yes	Yes
• WinCC Professional (TIA Portal)	Yes	Yes	Yes	Yes	Yes
<b>Languages</b>					
<b>Online languages</b>					
• Number of online/runtime languages	32	32	32	32	32

### Technical specifications (continued)

Article number	6AV2125-2DB23-0AX0 SIMATIC HMI KTP400F MOBILE	6AV2125-2GB03-0AX0 SIMATIC HMI KTP700 MOBILE	6AV2125-2GB23-0AX0 SIMATIC HMI KTP700F MOBILE	6AV2125-2JB03-0AX0 SIMATIC HMI KTP900 MOBILE	6AV2125-2JB23-0AX0 SIMATIC HMI KTP900F MOBILE
<b>Functionality under WinCC (TIA Portal)</b>					
Applications/options					
• Web browser	Yes	Yes	Yes	Yes	Yes
• Pocket Word	No	No	No	No	No
• Pocket Excel	No	No	No	No	No
• PDF Viewer	Yes	Yes	Yes	Yes	Yes
• Media Player	No	No	No	No	No
• SIMATIC WinCC Sm@rtServer	Yes	Yes	Yes	Yes	Yes
• SIMATIC WinCC Audit	Yes	Yes	Yes	Yes	Yes
Number of Visual Basic Scripts	Yes	Yes	Yes	Yes	Yes
Task planner					
• time-controlled	Yes	Yes	Yes	Yes	Yes
• task-controlled	Yes	Yes	Yes	Yes	Yes
<b>Multiproject</b>					
• Number of projects (internal)	0	0	0	0	0
• Number of projects (external)	0	0	0	0	0
<b>Message system</b>					
• Bit messages					
- Number of bit messages	4 000	4 000	4 000	4 000	4 000
• Analog messages					
- Number of analog messages	200	200	200	200	200
• Message buffer					
- Number of entries	1 024	1 024	1 024	1 024	1 024
- Circulating buffer	Yes	Yes	Yes	Yes	Yes
- retentive	Yes	Yes	Yes	Yes	Yes
<b>Recipe management</b>					
• Number of recipes	300	300	300	300	300
• Size of internal recipe memory	2 Mbyte	2 Mbyte	2 Mbyte	2 Mbyte	2 Mbyte
• Recipe memory expandable	Yes	Yes	Yes	Yes	Yes
<b>Variables</b>					
• Number of variables per device	2 048	2 048	2 048	2 048	2 048
• Number of variables per screen	50	400	400	400	400
<b>Images</b>					
• Number of configurable images	500	500	500	500	500
<b>Archiving</b>					
• Number of archives per device	50	50	50	50	50
• Number of entries per archive	20 000	20 000	20 000	20 000	20 000
<b>Security</b>					
• Number of user groups	50	50	50	50	50
• Number of users	50	50	50	50	50
• SIMATIC Logon	Yes	Yes	Yes	Yes	Yes
<b>Process coupling</b>					
• S7-1200	Yes	Yes	Yes	Yes	Yes
• S7-1500	Yes	Yes	Yes	Yes	Yes
• S7-200	Yes	Yes	Yes	Yes	Yes
• S7-300/400	Yes	Yes	Yes	Yes	Yes
• LOGO!	Yes	Yes	Yes	Yes	Yes
• WinAC	Yes; WinAC RTX	Yes; WinAC RTX	Yes; WinAC RTX	Yes; WinAC RTX	Yes; WinAC RTX
• SIMOTION	Yes	Yes	Yes	Yes	Yes

## Operator panels

Advanced HMI – Panel-based  
Mobile Panels

### Mobile Panels 2nd Generation

#### Technical specifications (continued)

Article number	6AV2125-2DB23-0AX0 SIMATIC HMI KTP400F MOBILE	6AV2125-2GB03-0AX0 SIMATIC HMI KTP700 MOBILE	6AV2125-2GB23-0AX0 SIMATIC HMI KTP700F MOBILE	6AV2125-2JB03-0AX0 SIMATIC HMI KTP900 MOBILE	6AV2125-2JB23-0AX0 SIMATIC HMI KTP900F MOBILE
<b>Peripherals/Options</b>					
Peripherals					
• Printer	Yes	Yes	Yes	Yes	Yes
• SIMATIC HMI MM memory card: Multi Media Card	No	Yes	Yes	Yes	Yes
• SIMATIC HMI SD memory card: Secure Digital memory card	No	Yes	Yes	Yes	Yes
• USB memory	Yes	Yes	Yes	Yes	Yes
<b>Mechanics/material</b>					
Enclosure material (front)					
• Plastic	Yes	Yes	Yes	Yes	Yes
• Aluminum	No	No	No	No	No
<b>Dimensions</b>					
Width of the housing front	194 mm	248.4 mm	248.4 mm	307.5 mm	307.5 mm
Height of housing front	166 mm	171.7 mm	194.9 mm	200.9 mm	223.5 mm
<b>Weights</b>					
Weight without packaging	0.7 kg	1.2 kg	1.3 kg	1.5 kg	1.6 kg

#### Ordering data

#### Article No.

#### Article No.

**SIMATIC Mobile Panels  
for 2<sup>nd</sup> Generation <sup>1)</sup>**

**KTP400F Mobile**

**6AV2125-2DB23-0AX0**

**KTP700 Mobile**

**6AV2125-2GB03-0AX0**

**KTP700F Mobile**

**6AV2125-2GB23-0AX0**

**KTP900 Mobile**

**6AV2125-2JB03-0AX0**

**KTP900F Mobile**

**6AV2125-2JB23-0AX0**

#### **Starter kit Mobile Panel**

Consisting of:  
1x KTP700F Mobile,  
1x connection box standard,  
1x connecting cable 2 m,  
1x wall bracket,  
1x WinCC Comfort (TIA Portal)

**6AV2133-5GA00-0AA0**

#### **Accessories**

#### **Connecting cable and accessories for Mobile Panels**

See chapter 6

<sup>1)</sup> The system components (connecting cables and connection boxes) must be ordered separately.

#### More information

More information is available on the Internet at:

<http://www.siemens.com/mobile-panels>

#### Note:

Do you need a specific modification or extension to the products described here? Then look up "Customized products", where you will find information about additional and generally available sector-specific products, as well as options for customer-specific modifications and adaptations.

### Overview



Mobile Panels with emergency stop buttons can be wired into the emergency stop circuit of a machine or plant by means of the connection boxes.

Pressing the emergency stop button on the Mobile Panel activates the emergency stop function.

The emergency stop button on the Mobile Panel supplements, but does not replace, the emergency stop equipment permanently installed on the machine.

### Technical specifications

Article number	6AV2125-2AE03-0AX0 SIMATIC HMI CONNECTION BOX COMPACT	6AV2125-2AE13-0AX0 SIMATIC HMI CONNECTION BOX STANDARD	6AV2125-2AE23-0AX0 SIMATIC HMI CONNECTION BOX ADVANCED
<b>General information</b>			
Product type designation	Compact	Standard	Advanced
<b>Product function</b>			
• Web-based management	No	Yes	Yes
<b>FH technology</b>			
<b>Safety evaluation through direct wiring</b>			
• Reconnection without emergency stop circuit interruption	No	No	Yes
• Reconnection with emergency stop circuit interruption	Yes	Yes	No
• Monitoring the STOP button	Yes	Yes	Yes
• Monitoring of emergency stop button	Yes	Yes	Yes
• Monitoring of acknowledgement button	Yes	Yes	Yes
<b>Safety evaluation via PROFIsafe</b>			
• Reconnection without emergency stop circuit interruption	Yes	Yes	Yes
• Reconnection with emergency stop circuit interruption	No	No	No
• Monitoring the STOP button	Yes	Yes	Yes
• Monitoring of emergency stop button	Yes	Yes	Yes
• Monitoring of acknowledgement button	Yes	Yes	Yes
<b>Installation type/mounting</b>			
Wall mounting/direct mounting	No	Yes	Yes
Control cabinet installation	Yes	No	No
<b>Supply voltage</b>			
Type of supply voltage	DC	DC	DC
Rated value (DC)	24 V	24 V	24 V
<b>Input current</b>			
Current consumption (rated value)	18 mA	96 mA	95 mA
Starting current inrush I <sup>2t</sup>	0.003 A <sup>2</sup> ·s	0.15 A <sup>2</sup> ·s	0.16 A <sup>2</sup> ·s
<b>Power</b>			
Active power input, typ.	0.43 W	2.3 W	2.3 W

## Operator panels

Advanced HMI – Panel-based

System components for Mobile Panels

### Connection box for Mobile Panels (2nd Generation)

#### Technical specifications (continued)

Article number	<b>6AV2125-2AE03-0AX0</b> SIMATIC HMI CONNECTION BOX COMPACT	<b>6AV2125-2AE13-0AX0</b> SIMATIC HMI CONNECTION BOX STANDARD	<b>6AV2125-2AE23-0AX0</b> SIMATIC HMI CONNECTION BOX ADVANCED
<b>Interfaces</b>			
Number of industrial Ethernet interfaces	2	3	3
Number of PROFINET interfaces	2	3	3
Connection point identification	Yes	Yes	Yes
<b>Industrial Ethernet</b>			
• Industrial Ethernet status LED	0	3	3
<b>Protocols</b>			
PROFINET	Yes; No switch functionality	Yes	Yes
IRT	No	No	Yes
MRP	No	No	Yes
PROFIsafe	Yes; No switch functionality	Yes	Yes
AS-Interface	No	No	No
EIB/KNX	No	No	No
<b>Protocols (Ethernet)</b>			
• TCP/IP	Yes; No switch functionality	Yes	Yes
• DHCP	No	Yes	Yes
• SNMP	No	Yes	Yes
• DCP	No	Yes	Yes
• LLDP	No	Yes	Yes
<b>Further protocols</b>			
• AS-Interface Safety at Work	No	No	No
• CAN	No	No	No
• Data-Highway	No	No	No
• DeviceNet	No	No	No
• DeviceNet Safety	No	No	No
• EtherNet/IP	Yes	Yes	Yes
• Foundation Fieldbus	No	No	No
• INTERBUS	No	No	No
• INTERBUS-Safety	No	No	No
• Local Operating Network	No	No	No
• MODBUS	Yes	Yes	Yes
• SafetyBUS p	No	No	No
• SERCOS	No	No	No
• SUCOnet	No	No	No
• other bus systems	No	No	No
<b>EMC</b>			
<b>Emission of radio interference acc. to EN 55 011</b>			
• Limit class A, for use in industrial areas	Yes; EN 61000-6-4, interference emission: Intended for use in industrial areas.	No	No
• Limit class B, for use in residential areas	No	No	No
<b>Degree and class of protection</b>			
IP degree of protection		IP65	IP65
IP65 (all-round)		Yes	Yes
IP (at the front)	IP65	IP65	IP65
IP (rear)	IP20		
<b>Standards, approvals, certificates</b>			
CE mark	Yes	Yes	Yes
cULus	Yes	Yes	Yes
RCM (formerly C-TICK)	Yes	Yes	Yes
KC approval	No; Available soon	No; Available soon	No; Available soon
Suitable for safety functions	Yes	Yes	Yes

**Technical specifications** (continued)

Article number	<b>6AV2125-2AE03-0AX0</b> SIMATIC HMI CONNECTION BOX COMPACT	<b>6AV2125-2AE13-0AX0</b> SIMATIC HMI CONNECTION BOX STANDARD	<b>6AV2125-2AE23-0AX0</b> SIMATIC HMI CONNECTION BOX ADVANCED
<b>Marine approval</b>			
• Germanischer Lloyd (GL)	Yes	Yes	Yes
• American Bureau of Shipping (ABS)	Yes	Yes	Yes
• Bureau Veritas (BV)	No; Available soon	No; Available soon	No; Available soon
• Det Norske Veritas (DNV)	Yes	Yes	Yes
• Korean Register of Shipping (KRS)	No	No	No
• Lloyds Register of Shipping (LRS)	Yes	Yes	Yes
• Nippon Kaiji Kyokai (Class NK)	Yes	Yes	Yes
• Polski Rejestr Statkow (PRS)	No	No	No
• Chinese Classification Society (CCS)	No	No	No
<b>Highest safety class achievable in safety mode</b>			
• Performance level according to ISO 13849-1	PLe	PLe	PLe
• SIL acc. to IEC 61508	SIL 3	SIL 3	SIL 3
<b>Use in hazardous areas</b>			
• ATEX Zone 2	No	No	No
• ATEX Zone 22	No	No	No
• cULus Class I Zone 2, Division 2	No	No	No
• FM Class I Division 2	No	No	No
<b>Ambient conditions</b>			
<b>Ambient temperature during operation</b>			
• min.	0 °C	0 °C	0 °C
• max.	55 °C	55 °C	55 °C
<b>Relative humidity</b>			
• Operation, max.	90 %	90 %	90 %
<b>Configuration</b>			
<b>Configuration software</b>			
• STEP 7 Professional (TIA Portal)	No	No	No
• WinCC Comfort (TIA Portal)	No	Yes; Optional	Yes; Optional
• WinCC Advanced (TIA Portal)	No	Yes; Optional	Yes; Optional
• WinCC Professional (TIA Portal)	No	Yes; Optional	Yes; Optional
<b>Mechanics/material</b>			
Enclosure material (front)			
• Plastic	Yes	Yes	Yes
• Aluminum	No	No	No
• Stainless steel	No	No	No
<b>Dimensions</b>			
Width of the housing front	96 mm	230 mm	230 mm
Height of housing front	125 mm	145 mm	145 mm
Depth of housing	78 mm	76 mm	76 mm
Mounting cutout, width	77.5 mm		
Mounting cutout, height	106.5 mm		
Overall depth	30 mm		
<b>Weights</b>			
Weight without packaging	0.25 kg	0.72 kg	0.72 kg
Weight incl. packaging	0.29 kg	0.8 kg	0.8 kg

**Ordering data**
**Article No.**
**Connection boxes for SIMATIC Mobile Panels for 2<sup>nd</sup> Generation**

- Connection Box, Compact
- Connection Box, Standard
- Connection Box, Advanced

**6AV2125-2AE03-0AX0**  
**6AV2125-2AE13-0AX0**  
**6AV2125-2AE23-0AX0**

**Connecting cable and accessories for Mobile Panels**

See chapter 6

**More information**

More information is available on the Internet at:  
<http://www.siemens.com/mobile-panels>

## Operator panels

### System interfaces with WinCC (TIA Portal)

#### Introduction

#### Overview

The SIMATIC Basic Panel, Comfort Panel and Mobile Panel offer HMI functionality for the control systems:

- SIMATIC S7
- Non-Siemens controllers:
  - Allen Bradley
  - Mitsubishi
  - Modicon
  - Omron

For more detailed information, refer to the WinCC (TIA Portal) user manual, the "Windows-based systems communication" manual, or the WinCC (TIA Portal) online help.

OPC communication and HTTP communication are offered for Comfort Panels and Mobile Panels with an integrated Ethernet interface. Both OPC and HTTP communication can be used in parallel with the process links to SIMATIC S7 or non-Siemens PLCs.

#### Note:

Interface options for HMI devices: See the individual device descriptions.

#### OPC communication

OPC Data Access is an open standard for exchanging both local and remote variables between various applications via Industrial Ethernet.

#### HTTP communication for variable exchange between SIMATIC HMI systems

Communication based on HTTP message frames enables variables to be exchanged between SIMATIC HMI systems.

Communication standard	SIMATIC HMI		
	Comfort Panel	Mobile Panel KTPx00	WinCC Runtime Advanced
<b>Version</b>			
<b>OPC Data Access V2.05a + OPC UA Data Access V1.01 + OPC Data Access XML V1.00</b>			
OPC DA client (COM/DCOM)	–	–	•
OPC DA server (COM/DCOM)	–	–	•
OPC UA DA client	•	•	•
OPC UA DA server	•	•	•
<b>HTTP communication for variable exchange between SIMATIC HMI systems</b>			
HTTP client	•	•	•
HTTP server	•	•	•

- System interface possible

– System interface not possible

### Overview

The following types of interface are differentiated in respect of the link between the SIMATIC Panels and SIMATIC S7 controllers:

- **PROFINET interface:**  
Coupling of SIMATIC Panel to SIMATIC S7 controllers via Industrial Ethernet TCP/IP using the integrated PROFINET interface of the CPU or, alternatively, a PROFINET interface module.
- **MPI/PROFIBUS interface:**  
Coupling of SIMATIC Panel to SIMATIC S7 controllers via MPI/PROFIBUS using the integrated MPI/PROFIBUS interface of the CPU or the integrated PPI interface of the CPU in the case of S7-200 or, alternatively, a PROFIBUS interface module in the case of S7-1200, S7-1500, S7-300 and S7-400.
- **PPI interface:**  
Coupling of SIMATIC Panel to SIMATIC S7-200 via PPI network using the integrated PPI interface of the CPU.

The maximum possible number of S7 connections of one CPU is determined by its performance capacity (see Catalog ST 70); from the point of view of the SIMATIC Panel, the following restrictions apply:

- Basic Panel, Comfort Panel 4", Mobile Panel 177: max. 4 connections
- Comfort Panels from 7" to 22" (incl. Outdoor), Mobile Panel 2<sup>nd</sup> Generation: max. 8 connections
- Mobile Panel 277: max. 6 connections
- PC with WinCC Runtime Advanced: max. 8 connections

#### PPI interface

The PPI interface is a point-to-point connection between a SIMATIC Panel (PPI master) or alternatively a PG (PPI master) and an S7-200 (PPI slave).

#### MPI/PROFIBUS interface or PROFINET interface

The corresponding multipoint-enabled SIMATIC Panel and SIMATIC S7 communication interfaces are used. The following are possible:

- Interface between one or more SIMATIC Panels (MPI master) and one or more S7-1200/S7-1500/S7-300/S7-400s or WinAC (MPI master) (possible network topology: MPI/PROFIBUS or Industrial Ethernet TCP/IP)
- Interface between one or more SIMATIC Panels (MPI master) and one or more S7-200s (MPI slave)<sup>1)</sup> (possible network topology: PPI, MPI/PROFIBUS)

Unlike PPI connections, MPI connections are static connections that are set up during booting and then monitored.

In principle this type of information exchange between SIMATIC Panels and SIMATIC S7 is independent of the network used, PPI, MPI/PROFIBUS or Industrial Ethernet: SIMATIC Panels are S7 clients and SIMATIC S7 CPUs are S7 servers.

Controller Target hardware (PROTOCOL) (physics)	SIMATIC HMI			
	Basic Panel	Comfort Panel	KTPx00(F) Mobile <sup>1)</sup>	WinCC Runtime Advanced
<b>SIMATIC S7-1200 <sup>2)</sup></b>				
over Ethernet (TCP/IP)	• <sup>3)</sup>	•	•	•
over MPI or PROFIBUS network	• <sup>4)</sup>	•	–	• <sup>5)</sup>
<b>SIMATIC S7-1500 <sup>2)</sup></b>				
over Ethernet (TCP/IP)	• <sup>3)</sup>	•	•	•
over PROFIBUS network	• <sup>3)</sup>	•	–	• <sup>5)</sup>
<b>SIMATIC S7-300, -400, Win AC <sup>2)</sup></b>				
over Ethernet (TCP/IP)	• <sup>3)</sup>	•	•	•
over MPI or PROFIBUS network		•	–	• <sup>5)</sup>
<b>SIMATIC S7-200 <sup>2)</sup></b>				
over Ethernet (TCP/IP) (MPI protocol)	• <sup>3)</sup>	•	•	•
over MPI or PROFIBUS network	• <sup>4)</sup>	• <sup>6)</sup>	–	• <sup>5) 6)</sup>
over PPI network (MPI protocol)	• <sup>4)</sup>	–	–	–
over PPI network (PPI protocol)	–	• <sup>7)</sup>	–	• <sup>5) 7)</sup>

• System interface possible

- System interface not possible

<sup>1)</sup> Mobile Panel connection via special connecting cable and connection box (see Mobile Panels), see Manual for cable layout

<sup>2)</sup> Controllers can be combined as desired

<sup>3)</sup> Basic Panel PN and Mobile Panel 177 PN only

<sup>4)</sup> Basic Panel DP and Mobile Panel 177 DP only

<sup>5)</sup> Connection via integrated MPI/PROFIBUS interface; in the case of a standard PC, a communications processor (CP) is to be used (e.g. CP 5612/5622)

<sup>6)</sup> Only on passive S7-200

<sup>7)</sup> Can be interfaced via PPI to max. 1 x S7-200 (PPI); network operation (parallel PG, etc.) is possible

#### Note:

For detailed information on cable assignment, refer to WinCC Online Help.



## Operator panels

### System interfaces with WinCC (TIA Portal)

#### Controllers from other manufacturers

##### Overview

The SIMATIC Basic Panels, Comfort Panels and Mobile Panels, as well as the SIMATIC HMI software package for PC WinCC Runtime Advanced support the following protocols for linking the control systems of other manufacturers:

- Allen Bradley
  - Ethernet IP protocol
  - DF1 protocol
- Mitsubishi
  - MC TCP/IP protocol
  - FX protocol
- Modicon
  - Modbus TCP/IP protocol
  - Modbus RTU protocol
- Omron
  - Link/Multi-Link protocol

The following table contains more detailed information.

##### Connection overview

Controller Target hardware (PROTOCOL) (physics)	SIMATIC HMI			
	Basic Panel	Comfort Panel Outdoor	KTPx00(F) Mobile	WinCC Runtime Advanced
<b>Allen Bradley (Ethernet IP)</b>				
via Ethernet TCP/IP network to max. 4 x controllers <sup>1)</sup>	• <sup>3)</sup>	•	•	•
<ul style="list-style-type: none"> <li>• ControlLogix 1756-L6x, -L6xS with Ethernet module 1756-ENBT</li> <li>• GuardLogix System</li> <li>• CompactLogix 1769-L2xE, -L3xE</li> <li>• CompactLogix 1769-L4x with Ethernet module 1768-ENBT</li> <li>• SLC 5/05</li> <li>• MicroLogix 1100, 1400</li> </ul>				
<b>Allen Bradley (DF1)</b>				
to max. 1 x controller	• <sup>3) 4)</sup>	• <sup>3)</sup>	–	• <sup>4)</sup>
<ul style="list-style-type: none"> <li>• SLC 5/03, /04, /05</li> <li>• MicroLogix (RS 232)</li> </ul>				
to max. 1 x controller	• <sup>3) 4)</sup>	• <sup>3)</sup>	–	• <sup>6)</sup>
<ul style="list-style-type: none"> <li>• PLC5/11, /20, /30, /40, /60, /80 (RS 232)</li> </ul>				
via KF2 gateway and DH+ network to max. 4 x controllers <sup>1)</sup>	• <sup>3) 4)</sup>	• <sup>3)</sup>	–	• <sup>6) 7)</sup>
<ul style="list-style-type: none"> <li>• SLC 5/04</li> <li>• PLC5/11, /20, /30, /40, /60, /80 (RS 232)</li> </ul>				
via KF2 gateway and DH+ network to max. 4 x controllers <sup>1)</sup>	• <sup>4)</sup>	•	–	–
<ul style="list-style-type: none"> <li>• SLC 5/04</li> <li>• PLC5/11, /20, /30, /40, /60, /80 (RS 422)</li> </ul>				
via KF3 gateway and DH485 network to max. 4 x controllers <sup>1)</sup>	• <sup>3) 4)</sup>	• <sup>3)</sup>	–	• <sup>6) 7)</sup>
<ul style="list-style-type: none"> <li>• SLC 500</li> <li>• MicroLogix (RS 232)</li> </ul>				

• System interface possible

- System interface not possible

<sup>1)</sup> The following listed controllers can be combined as required

<sup>2)</sup> Basic Panel PN and Mobile Panel 177 PN only

<sup>3)</sup> The RS 422/RS 232 adapter 6AV6671-8XE00-0AX0 is required for Basic Panels and Comfort Panels

<sup>4)</sup> Basic Panel DP and Mobile Panel 177 DP only

<sup>5)</sup> Connection via Allen Bradley PC cable 1747 CP3

<sup>6)</sup> Connection via Allen Bradley PC cable 1784 CP10

<sup>7)</sup> For connection to KF2/KF3 gateway, a gender-changer (25-pin socket/25-pin socket) is required on the gateway side

##### Note:

For detailed information on cable assignment, refer to WinCC Online Help; see also FAQs:

<http://support.automation.siemens.com/WW/view/en/29034071>

#### Overview (continued)

Controller Target hardware (PROTOCOL) (physics)	SIMATIC HMI			
	Basic Panel	Comfort Panel Outdoor	KTPx00(F) Mobile	WinCC Runtime Advanced

#### Mitsubishi (MC TCP/IP)

via Ethernet IP network to max. 4 x controllers <sup>1)</sup>

- FX series FX3G, FX3U, FX3UC with Ethernet module FX3U ENET,
- Series Q with Ethernet module QJ71E71-100
- iQ series/QnUD QnUDEH

• <sup>2)</sup>	•	•	•
-----------------	---	---	---

#### Mitsubishi FX (serial)

to max. 1 x controller  
FX series FX1N,  
FX2N (RS 232)

• <sup>3)</sup>	•	–	• <sup>4)</sup>
-----------------	---	---	-----------------

- System interface possible
- System interface not possible

- The following listed controllers can be combined as required
- Basic Panel PN and Mobile Panel 177 PN only
- Basic Panel DP and Mobile Panel 177 DP only
- Connection using a Mitsubishi PC cable SC-09 with integrated level converter RS 232/RS 422

#### Note:

For detailed information on cable assignment, refer to WinCC Online Help; see also FAQs:

<http://support.automation.siemens.com/WW/view/en/29034071>

Controller Target hardware (PROTOCOL) (physics)	SIMATIC HMI			
	Basic Panel	Comfort Panel Outdoor	KTPx00(F) Mobile	WinCC Runtime Advanced

#### Modicon (MODBUS TCP/IP)

via MODBUS TCP/IP network to max. 4 x controllers <sup>5)</sup>

- Concept Quantum, Unity Quantum
- Momentum
- Premium (TSX57)
- TSX Micro (TSX37)
- Modicon M340 20x0 (except 2010)

• <sup>6)</sup>	•	•	•
-----------------	---	---	---

via TCP/IP Modbus Plus Bridge 174 CEV 200 40 and MODBUS PLUS network to max. 4 x controllers <sup>5)</sup>

- Concept Quantum, Unity Quantum
- Momentum
- Compact

• <sup>6)</sup>	•	•	•
-----------------	---	---	---

#### Modicon (MODBUS RTU)

to max. 1 x controller

- Concept Quantum
- Momentum
- Compact (RS 232)

• <sup>7) 8)</sup>	• <sup>7)</sup>	–	•
--------------------	-----------------	---	---

via bridge BM85-000 or PLC with bridge functionality and MODBUS PLUS network to max. 4 x controllers <sup>5)</sup>

- Concept Quantum
- Compact (RS 232)

• <sup>7) 8)</sup>	• <sup>7)</sup>	–	•
--------------------	-----------------	---	---

- System interface possible
- System interface not possible

- The following listed controllers can be combined as required
- Basic Panel PN and Mobile Panel 177 PN only
- The RS 422/RS 232 adapter 6AV6671-8XE00-0AX0 is required for Basic Panels and Mobile Panels
- Basic Panel DP and Mobile Panel 177 DP only

#### Note:

For detailed information on cable assignment, refer to WinCC Online Help; see also FAQs:

<https://intranet.entry.siemens.com>

## Operator panels

System interfaces with WinCC (TIA Portal)

### Controllers from other manufacturers

#### Overview (continued)

Controller Target hardware (PROTOCOL) (physics)	SIMATIC HMI			
	Basic Panel	Comfort Panel Outdoor	KTPx00(F) Mobile	WinCC Runtime Advanced
<b>Omron (Link/Multi Link)</b>				
to max. 1 x controller • CP1L, CP1H, CP1E • CJ1M, CJ1H, CJ1G • CJ2H • CS1G, CS1H, CS1D • CP2MC (RS 232)	–	• <sup>2)</sup>	–	•
via converter NT-AL001 and RS 422 network to max. 4 x controllers <sup>1)</sup> • CP1L, CP1H, CP1E • CJ1M, CJ1H, CJ1G • CJ2H • CS1G, CS1H, CS1D • CP2MC (RS 232)	–	• <sup>2)</sup>	–	•
via RS 422 network to max. 4 x controllers <sup>1)</sup> • CP1L, CP1H, CP1E • CJ1M, CJ1H, CJ1G (RS 422)	• <sup>3)</sup>	•	–	–
via RS422 network to max. 4 x controllers <sup>1)</sup> • CJ2H • CS1G, CS1H, CS1D • CP2MC (RS 422)	–	–	–	–

- System interface possible
- System interface not possible

- <sup>1)</sup> The controllers listed below can be combined in any way required; connection via RS 422 interface of the controller or via RS 422 module
- <sup>2)</sup> The RS 422/RS 232 adapter 6AV6671-8XE00-0AX0 is required for Basic Panels and Mobile Panels
- <sup>3)</sup> Basic Panel DP and Mobile Panel 177 DP only

#### Note:

For detailed information on cable assignment, refer to WinCC Online Help; see also FAQs:

<http://support.automation.siemens.com/WW/view/en/29034071>



<b>3/2</b>	<b>Introduction</b>	<b>3/77</b>	<b>SCADA system SIMATIC WinCC V7</b>
<b>3/5</b>	<b>HMI Software in the TIA Portal</b>	3/77	Introduction
3/5	Visualization	3/78	SIMATIC WinCC V7
3/6	SIMATIC WinCC (TIA Portal) Engineering	3/98	<u>SIMATIC WinCC options</u>
3/11	<u>SIMATIC WinCC (TIA Portal) Runtime</u>	3/99	WinCC/Server
3/12	WinCC Runtime Advanced	3/101	WinCC/Redundancy
3/17	WinCC Runtime Professional	3/102	WinCC WebNavigator
3/23	WinCC Runtime communication	3/106	WinCC WebUX
3/28	<u>SIMATIC WinCC (TIA Portal) options</u>	3/108	WinCC/User Archives
3/30	WinCC Recipes	3/109	WinCC DataMonitor
3/32	WinCC Logging	3/111	WinCC/PerformanceMonitor
3/34	WinCC Audit	3/114	WinCC/SES
3/35	SIMATIC Logon	3/116	(Sequence Execution System)
3/37	WinCC Sm@rtServer	3/118	WinCC/Audit & WinCC/ChangeControl
3/41	WinCC Server / WinCC Client	3/119	WinCC/Calendar Scheduler
3/43	WinCC Redundancy	3/119	WinCC/Event Notifier
<b>3/44</b>	<b>TIA Portal options</b>	3/120	WinCC/Open Development Kit (ODK)
3/44	SIMATIC Visualization Architect	3/121	WinCC/Connectivity Pack &
3/45	SIMATIC ProDiag	3/121	WinCC Connectivity Station
<b>3/46</b>	<b>Software for energy management</b>	3/123	SIMATIC TeleControl
3/47	SIMATIC Energy Suite	<b>3/127</b>	<b>SIMATIC ProAgent</b>
3/50	SIMATIC Energy Manager PRO	<b>process diagnostics software</b>	
3/54	SIMATIC powerrate	3/127	SIMATIC ProAgent
<b>3/57</b>	<b>SIMATIC WinCC flexible HMI system</b>	<b>3/132</b>	<b>SCADA options</b>
3/57	Introduction	3/133	WinCC IndustrialDataBridge
3/58	SIMATIC WinCC flexible ES	3/135	SIMATIC Process Historian
3/60	SIMATIC WinCC flexible RT	3/137	SIMATIC Information Server
3/66	<u>SIMATIC WinCC flexible options</u>	<b>3/139</b>	<b>WinCC add-ons and</b>
3/67	WinCC flexible /ChangeControl	<b>partner management</b>	
3/68	WinCC flexible /Archives	3/139	Introduction
3/69	WinCC flexible /Recipes	<b>3/141</b>	<b>SCADA System</b>
3/70	WinCC flexible /Audit	<b>SIMATIC WinCC Open Architecture</b>	
3/71	SIMATIC Logon for WinCC flexible	3/141	SIMATIC WinCC Open Architecture
3/72	WinCC flexible /Sm@rtAccess	3/151	SIMATIC WinCC Open Architecture
3/74	WinCC flexible /Sm@rtService		add-ons
3/75	WinCC flexible /OPC-Server		
3/76	WinCC flexible /ProAgent		

# HMI Software

## Introduction

### Overview

#### **SIMATIC HMI – Efficient to a new level**

Innovative, efficient, scalable and open software for the machine-level area and for SCADA solutions.

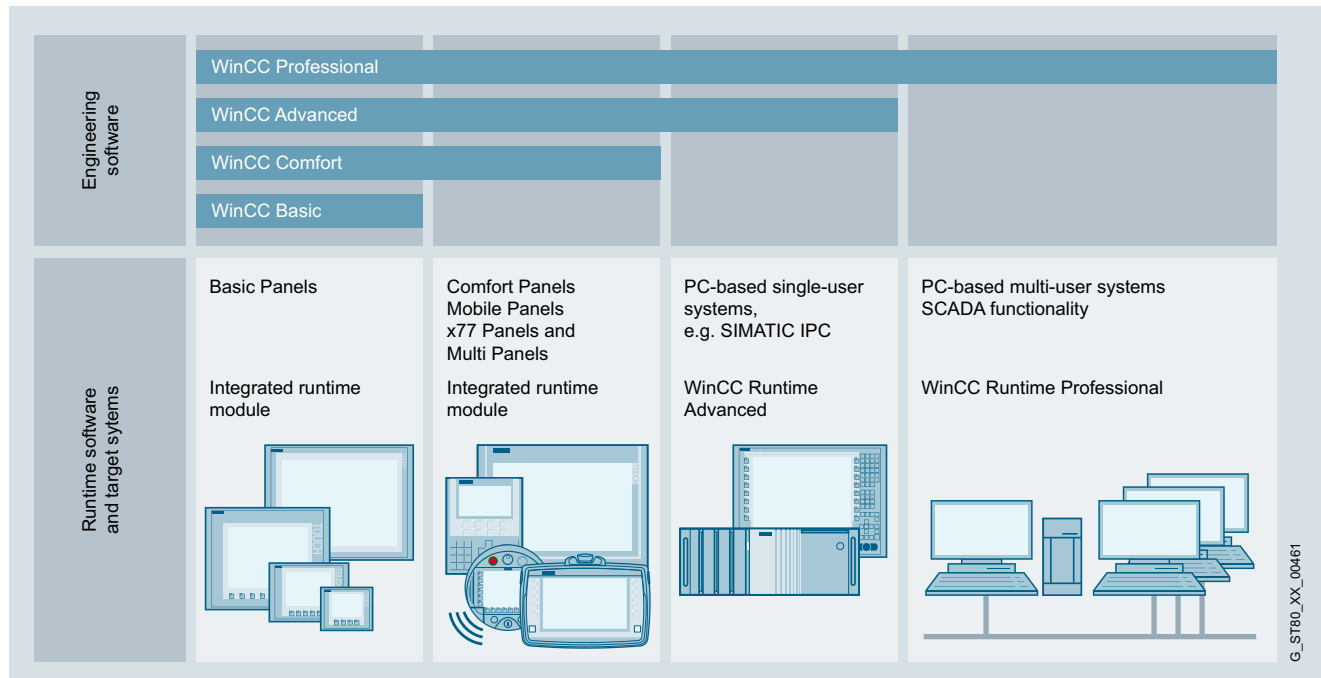
With the SIMATIC WinCC (TIA Portal), SIMATIC WinCC and SIMATIC WinCC Open Architecture product families, SIMATIC HMI offers visualization and configuration software for the entire HMI spectrum, from the machine-level area right up to SCADA systems:

- SIMATIC WinCC (TIA Portal)  
Creation of applications in the machine-level area and of process visualization or SCADA systems
- SIMATIC WinCC flexible  
Maintenance of visualization solutions in the machine-level area

- SIMATIC WinCC V7 SCADA system  
Creation of process visualization or SCADA systems
- SIMATIC WinCC Open Architecture SCADA system  
Creation of applications with a high demand for customer-specific adaptations, large and/or complex applications, as well as projects that demand special system requirements and functions.

<http://www.siemens.com/hmi-software>

#### **SIMATIC WinCC (TIA Portal)**



WinCC (TIA Portal) is based on the central engineering framework Totally Integrated Automation Portal (TIA Portal) which offers users a uniform, efficient and intuitive solution to all their automation tasks. SIMATIC WinCC (TIA Portal) covers applications in the machine-level area and applications in the process visualization or SCADA environment. WinCC (TIA Portal) offers the uniform and scalable configuration tools WinCC Basic, Comfort, Advanced and Professional for configuring the current SIMATIC HMI operator panels:

- SIMATIC Basic Panels (without Key Panel)
- SIMATIC Comfort Panels
- SIMATIC Mobile Panels
- PC-based systems for the machine-level area
  - SIMATIC WinCC Runtime Advanced
  - SIMATIC WinCC Runtime Professional

In addition, WinCC (TIA Portal) offers:

- Intuitive user interface with maximum degree of operator friendliness
- Clear configuration of devices and network topologies
- Shared data management and uniform symbols via controller and HMI
- Optimum interaction with the controller and HMI in a working environment
- Powerful editors for efficient engineering
- Integrated mass data operations for efficient configuration
- System diagnostics as an integral component
- Comprehensive library concept

<http://www.siemens.com/wincc-tia-portal>

**Overview** (continued)**SIMATIC SCADA Systems**

The data volume in modern industrial plants is growing continuously – and along with it the challenges faced by the SCADA solutions used: Enormous data volumes must be administered and archived for the long term. This is accompanied by increasing demands on performance. Technologies, including some from the consumer environment, are finding their way into industry.

Globalization calls for higher-level SCADA systems that can be used worldwide – and the need for mobile access to plant information is also growing. On top of all these requirements – in these times of ever increasing (energy) costs – is the need to improve energy efficiency and productivity.

**With SIMATIC SCADA systems, you are fit for the future**Efficiency

Efficiency: As a key to greater productivity, SIMATIC SCADA systems combine efficient engineering with high-performance archiving and maximum data security. These features provide the basis for efficient operations management and intelligent production analyses.

Scalability

We offer stationary and mobile solutions to cover increasing demands – security guaranteed. In this area, we apply more than 15 years of SCADA know-how from all industry sectors. No matter how large or small your request is – we have the right answer.

Innovation

Stay informed with mobile SCADA solutions anywhere and at any time – including with existing tablet and smartphone hardware. The use of multi-touch gestures in the industrial environment opens the door for modern operating concepts.

Openness

Due to the support of international standards and system-internal script and programming interfaces, special requests can also be easily implemented.

<http://www.siemens.com/scada>

**SIMATIC WinCC V7 SCADA system**

The process visualization or SCADA system for visualizing and operating processes, production flows, machines and plants in all sectors – from the simple single-user station through to distributed multi-user systems with redundant servers and cross-location solutions with web clients. WinCC is the information hub for company-wide, vertical integration (process visualization and platform for IT & business integration).

- All HMI functions on-board with industry-standard functions for signaling and acknowledging events, archiving of messages and measured values, logging of all process and configuration data, user administration and visualization (WinCC basic software).
- Company-wide, flexible client/server structures with operator stations on the web, distributed servers and data integrity thanks to redundancy
- Easy to integrate over standard interfaces such as OPC (OLE for Process Control), WinCC OLE-DB, VBA (Visual Basic for Applications), VB script, C-API (ODK)
- Integration platform in the company thanks to the Historian functionality integrated into WinCC based on the Microsoft SQL Server, standard and programming interfaces and tools and clients for evaluation
- Modular expansion with options and add-ons as well as individual functional expansions with VB Script, Visual Basic for Applications, C-API (ODK) and integration of ActiveX elements.

<http://www.siemens.com/wincc-v7>

**Overview** (continued)**SIMATIC WinCC Open Architecture SCADA system**

The SCADA system SIMATIC WinCC Open Architecture addresses applications with high demand for customer-specific adaptations, large and/or complex applications, as well as projects that demand special system requirements and functions.

SIMATIC WinCC Open Architecture demonstrates its high performance in networked and redundant high-end control systems in particular. From the field level to the control station, from the machine to the company headquarters – integrated, high-performance communication is ensured. In every situation, a high level of availability, reliable information, fast interaction and user friendliness are guaranteed. Applications can also be changed without interrupting the process. Profitability, efficiency and safety are therefore always in equilibrium.

With its disaster recovery system and SIL3 certification, SIMATIC WinCC Open Architecture demonstrates its reliability in a wide range of critical applications. SIMATIC WinCC Open Architecture can be used on any platform and is available for Windows, Linux, iOS and Android.

SIMATIC WinCC Open Architecture is open for independent in-house developments, which means that ideas can be turned into new applications quickly and easily.

- Object-orientation supports efficient engineering and flexible plant expansion
- For large, distributed systems with up to 2048 servers
- Scalable – from a small single-user system up to a networked, redundant high-end system
- WinCC OA can be used on any platform, and is available for Windows, Linux, iOS and Android
- Hot-standby redundancy and disaster recovery system assure maximum fail-safety and availability
- WinCC OA offers a platform for customer-specific solutions
- Extensive driver and interfacing options: S7, SINAUT, OPC, OPC UA, Modbus, IEC 60870-5-101/104, DNP3, BACnet, and many others.
- Flexible logging of data either in file-based value archive or in a relational database (ORACLE)
- Modular expansion is possible using options and add-ons as well as individual functional expansions by means of own script language CONTROL, API (C++) and integration of ActiveX elements

<http://www.siemens.com/wincc-open-architecture>

**PC-based HMI solutions (machine-level / SCADA) with SIMATIC industrial PCs**

Our reliable and innovative SIMATIC IPC industrial PCs are the optimal PC hardware platforms. SIMATIC industrial PCs are offered with low-cost software packages.

For runtime versions with SIMATIC WinCC V7, WinCC Runtime Professional or WinCC Runtime Advanced visualization software products, as well as the SIMATIC WinAC RTX (F) software controller.

The simultaneous purchase of industrial PC and software package results in a price advantage.

SIMATIC SCADA and SIMATIC IPCs

Perfect interaction for optimum productivity.

- Price advantage as "Package" comprising hardware and software
- System-tested solutions reduce testing overhead
- Simple ordering and synchronized logistics

Only if ordered together with the SIMATIC IPC.

<http://www.siemens.com/scada-ipc>



### Overview



#### **SIMATIC WinCC (TIA Portal) engineering software**

Family of configuration systems with WinCC Basic, Comfort, Advanced and Professional for SIMATIC operator panels, as well as for the WinCC Runtime Advanced and WinCC Runtime Professional PC-based visualization systems.

#### SIMATIC WinCC Runtime Advanced visualization software

- PC-based HMI solution for single-user systems directly at the machine
- Basic package for visualization, reporting and logging, user administration, can be expanded flexibly with VB scripts
- Basic package expandable by means of option packages
- Can be integrated into automation solutions based on TCP/IP networks
- Expanded service concepts with remote operation, diagnostics and administration over the intranet and Internet in combination with email communication

<http://www.siemens.com/wincc-advanced>

#### SIMATIC WinCC Runtime Professional visualization software

- PC-based operator control and monitoring system for visualization and operator control of processes, production flows, machines and plants in all sectors – from the simple single-user station through to distributed multi-user systems and cross-location solutions with web clients. WinCC Runtime Professional is the information hub for corporation-wide vertical integration.
- Industry-standard functions for signaling and acknowledging events, archiving of messages and measured values, logging of all process and configuration data, user administration, can be expanded flexibly with VB and C scripts
- Basic package expandable by means of option packages
- Also included are APIs for the Runtime to utilize the open programming interfaces

<http://www.siemens.com/wincc-professional>



## HMI Software

### HMI Software in the TIA Portal

#### SIMATIC WinCC (TIA Portal) Engineering

##### Overview

- Integrated family of engineering tools for configuring SIMATIC HMI operator panels, as well as for the PC-based visualization systems WinCC Runtime Advanced and WinCC Runtime Professional.
- WinCC (TIA Portal) is based on the new central engineering framework Totally Integrated Automation Portal (TIA Portal), which offers the user a uniform, efficient and intuitive solution to all automation tasks.
- WinCC (TIA Portal) also offers uniform engineering from the Basic Panel through to SCADA applications.
- Together with the STEP 7 (TIA Portal) products, WinCC (TIA Portal) forms the optimum solution for integrated, efficient engineering.

##### Current version:

- SIMATIC WinCC Basic V15
- SIMATIC WinCC Comfort V15
- SIMATIC WinCC Advanced V15
- SIMATIC WinCC Professional V15

##### Benefits

- The integrated configuration software reduces training, maintenance and service overhead and protects the customer's investments.
- Minimized engineering overhead and reduction of lifecycle costs thanks to Totally Integrated Automation (TIA)
- Minimized configuration overhead due to reuse of scalable and dynamizable objects
- Intelligent tools for efficient and simple configuration:
  - Wizard for defining the basic structure of the HMI project
  - Table-based editors simplify the generation and processing of similar types of objects, e.g. for tags, texts, or alarms.
  - Complex configuration tasks such as the definition of paths of motion or the creation of the fundamental operator prompting are simplified by means of graphical configuration.
- Comprehensive support of multi-language configurations for worldwide use
  - Selectable views for entering configuration data in several languages
  - System and user-specific text lexicons
  - Export/import of language-dependent texts
- Security of investment due to
  - Import of the configuration from WinCC flexible 2008 SP2, 2008 SP3 and 2008 SP5
  - Transfer of the configuration from WinCC V7.0 SP3, V7.2, V7.3 and V7.4

##### Application

SIMATIC WinCC in the editions Basic, Comfort, Advanced and Professional are innovative engineering tools for configuring SIMATIC HMI operator panels, as well as for the PC-based visualization systems WinCC Runtime Advanced and WinCC Runtime Professional.

Depending on the selected product, various target systems can be configured:

##### WinCC Basic

- Basic Panels 1<sup>st</sup> Generation
- Basic Panels 2<sup>nd</sup> Generation

##### WinCC Comfort

As WinCC Basic, plus:

- Comfort Panels
- Mobile Panels 2<sup>nd</sup> Generation

##### WinCC Advanced

As WinCC Comfort, plus:

- SIMATIC PCs with WinCC Runtime Advanced:
  - SIMATIC Rack PCs
  - SIMATIC Box PCs
  - SIMATIC Panel PCs
  - SIMATIC S7 Open Controllers
- Standard PC with WinCC Runtime Advanced
- SINUMERIK PC: PCU 50.3, PCU 50.5

##### WinCC Professional

As WinCC Advanced, plus:

- SIMATIC PCs with WinCC Runtime Professional
  - SIMATIC Rack PCs
  - SIMATIC Box PCs
  - SIMATIC Panel PCs
- Standard PC with WinCC Runtime Professional

##### Design

The functionalities of the engineering tools of the SIMATIC WinCC family are based on each other. The available editors are largely determined by the respective configurable target systems and their function. A more comprehensive engineering tool such as WinCC Advanced can always be used to configure lower-level target devices as well (e.g. Basic Panels)

A Powerpack can be used to upgrade from a smaller edition to a larger one. This does not apply to WinCC Basic.

The functionality of WinCC engineering tools already contains the configuration support of the available Runtime options for SIMATIC Panels, WinCC Runtime Advanced or WinCC Runtime Professional, irrespective of the purchased RT licenses.

A separate license is required for the target system when using the configured Runtime options.

## Function

### **Integration into automation systems**

Integration into the SIMATIC Totally Integrated Automation Portal (TIA Portal)

- Shared data management and uniform symbols via the controller and HMI
- Optimum interaction between the controller and HMI in a working environment
- System diagnostics as an integral component
- Shared use of communication settings and process point definitions
- Simple dragging and dropping of tags from STEP 7 to an HMI device, e.g. onto a screen
- Excellent support for the new SIMATIC S7-1500 controllers
  - With symbolic addressing
  - Access to the new memory-optimized data blocks
  - New alarm and diagnostics concept

### **Configuration interface**

- Intuitive user interfaces with maximum degree of user friendliness
- Comprehensive and fast access to editors and project data
- Adaptive user interface of engineering tools depending on configured target system
- User-definable user interface settings, e.g. layout, toolbars
- Integrated mass data operations for efficient configuration

### **Project handling**

- Device-independent configuration data can be used on a variety of target systems without the need for conversion. The interface adapts itself to the functional possibilities of the target device.
- Cross-device utilization of common configuration data (e.g. message classes, text library) in multi-device projects
- Wizard-assisted definition of basic structure of HMI projects (e.g. display layout, operator prompting)

### **Screen editor with comprehensive options for efficient and fast screen configuration**

- Generation of interconnected screen objects via Drag&Drop, e.g. tags for the creation of input/output fields with process interfacing or buttons with screen selection function
- Definition of screen templates and functions (comparable with the Slide Master in MS PowerPoint)
- User-friendly editor for the creation of faceplates with defined external interface from screen objects
- Graphics-based configuration of motion paths
- Layer technology with up to 32 layers
- Tools for the Align, Rotate and Mirror functions

### **Import/export**

- of tags, links, text lists, and alarms

### **Tabular editors**

- Quick and easy generation and modification of configuration objects of the same type, e.g. tags, texts or messages, in tabular editors
- Intelligent default settings depending on previously configured data, e.g. automatic incrementing of addresses when generating consecutive tags
- Simple access to the properties of an object without superfluous user intervention
- Simultaneous modification of common object properties

### **Object-based data management with user-friendly search and edit options**

- Configuration of alarms and logs directly on the HMI tag, no switching between different editors
- Cross-reference list with direct access to all objects, e.g. for editing or selection
- Search for objects in entire project
- Text search and replace functions

### **Project documentation**

- Selective project documentation, the following contents can be printed:
  - An entire project
  - One or more project-associated devices
  - Contents of an editor
  - Libraries

## HMI Software

### HMI Software in the TIA Portal

#### SIMATIC WinCC (TIA Portal) Engineering

##### Function (continued)

##### **Libraries for predefined/user-defined configuration objects**

- Storage of all configuration objects in the library, e.g. blocks and even entire screens or tags
- Faceplates can be constructed from simple screen objects on a customer-specific or project-specific basis. Changes to these faceplates can be made centrally (block definition).
- A large number of scalable and dynamizable screen objects is included in the scope of supply
- Size-scalable graphics for industrial applications are included in the scope of supply
- Preview function for library objects

##### **Language support**

- Multilingual project creation (max. 32 languages) in editors thanks to selectable views
- Central management of language-specific texts and graphics in libraries
- Edit, export and import of texts for translation
- Language-specific graphics

##### **Visual Basic and C-Script Support**

- IntelliSense function for fast programming of access to runtime objects
- Simple creation of control sequences in script code
- Visual Basic Script debugging in simulator and WinCC Runtime Advanced and WinCC Runtime Professional

##### **Test and commissioning support**

- Simulation of HMI projects on engineering PC
- Marking of incomplete or incorrect configuration directly in the respective editor
- Jump to error cause based on alarm messages in the Compiler

##### **Migration of existing HMI projects**

- Data transfer in projects from WinCC flexible
- Data transfer in projects from WinCC

##### **System prerequisites**

	WinCC engineering software
<b>Processor type (recommended)</b>	Intel® Core™ i5-6440EQ (2.7 GHz)
<b>RAM (recommended)</b>	16 GB or more (32 GB for large projects)
<b>Hard disk</b>	SSD with at least 50 GB storage space available
<b>Operating systems</b>	64-bit operating systems <ul style="list-style-type: none"> <li>• Windows 7 Home Premium SP1 (WinCC Basic only)</li> <li>• Windows 7 Professional SP1</li> <li>• Windows 7 Enterprise SP1</li> <li>• Windows 7 Ultimate SP1</li> <li>• Windows 10 Home Version 1703 (WinCC Basic only)</li> <li>• Windows 10 Professional Version 1703</li> <li>• Windows 10 Enterprise Version 1703</li> <li>• Windows 10 Enterprise 2016 LTSC</li> <li>• Windows Server 2012 R2 StdE</li> <li>• Windows Server 2016 Standard</li> </ul>
<b>Screen resolution</b>	Recommended 1 920 x 1 080
<b>Optical drive</b>	DVD-ROM

##### Note:

Opening several instances of WinCC on your engineering PC at the same time may result in more demanding hardware requirements.

In addition to WinCC, Windows also requires space on the hard disk; e.g. free disk space should be available for the swap file.

The following formula has proven itself in the past:  
Size of swap file = 3 x size of RAM.

For further information, refer to your Windows documentation.

Ordering data	Article No.	Ordering data	Article No.
<b>SIMATIC WinCC Basic software</b>		<b>Powerpacks (without version change)</b>	
<b>SIMATIC WinCC Basic V15</b> • Data storage medium • Download <sup>1)</sup>	6AV2100-0AA05-0AA5 6AV2100-0AA05-0AH5	<b>SIMATIC WinCC Basic to WinCC Comfort V15 <sup>2)</sup></b> • Data storage medium • Download <sup>1)</sup>	6AV2101-2AA05-0BD5 6AV2101-2AA05-0BJ5
<b>SIMATIC WinCC Comfort V15</b> • Data storage medium • Download <sup>1)</sup>	6AV2101-0AA05-0AA5 6AV2101-0AA05-0AH5	<b>SIMATIC WinCC Comfort to WinCC Advanced V15</b> • Data storage medium • Download <sup>1)</sup>	6AV2102-2AA05-0BD5 6AV2102-2AA05-0BJ5
<b>SIMATIC WinCC Advanced V15</b> Engineering software in the TIA Portal; for configuration of SIMATIC Panels, WinCC Runtime Advanced; runs with Windows 7 (64-bit), Windows 10 (64-bit), WinSrv 2012 R2/2016 (64-bit), Class A; 6 languages: en, de, fr, es, it, zh • Floating license; software and documentation on DVD; license key on USB flash drive • Floating license; software, documentation and license key for downloading <sup>1)</sup> ; email address required for delivery	6AV2102-0AA05-0AA5 6AV2102-0AA05-0AH5	<b>SIMATIC WinCC Advanced to WinCC Professional V15</b> • 512 PowerTags • Download <sup>1)</sup> ; 512 PowerTags	6AV2103-2AD05-0BD5 6AV2103-2AD05-0BJ5
<b>SIMATIC WinCC Professional V15</b> <u>Data storage medium</u> • 512 PowerTags • 4 096 PowerTags • Max. PowerTags <u>Download <sup>1)</sup></u> • 512 PowerTags • 4 096 PowerTags • Max. PowerTags	6AV2103-0DA05-0AA5 6AV2103-0HA05-0AA5 6AV2103-0XA05-0AA5 6AV2103-0DA05-0AH5 6AV2103-0HA05-0AH5 6AV2103-0XA05-0AH5	<b>SIMATIC WinCC Professional V15</b> • 512 PowerTags -> 4 096 PowerTags • 4 096 PowerTags -> max. PowerTags <u>Download <sup>1)</sup></u> • 512 PowerTags -> 4 096 PowerTags • 4 096 PowerTags -> max. PowerTags	6AV2103-2DH05-0BD5 6AV2103-2HX05-0BD5 6AV2103-2DH05-0BJ5 6AV2103-2HX05-0BJ5
<b>SIMATIC STEP 7 / SIMATIC WinCC trial licenses</b> On DVD, 21 day trial		<b>Software Update Service</b> For a period of 12 months and for a fixed price, the customer is automatically provided with all upgrades and service packs for each installed WinCC engineering system or option. The contract is automatically extended by a further year unless canceled at least 12 weeks prior to expiration.	
<b>SIMATIC STEP 7 Basic/ Professional; SIMATIC WinCC Basic/Comfort/Advanced V15, trial license</b>	6AV2102-0AA05-0AA7	<b>Software Update Service (Standard Edition)</b> The delivery is implemented according to the number of ordered SUS products (e.g. 10 upgrade packages with 10 DVDs, 10 USB flash drives, etc.) • SIMATIC WinCC Comfort • SIMATIC WinCC Advanced • SIMATIC WinCC Professional 512 PowerTags • SIMATIC WinCC Professional 4 096 PowerTags • SIMATIC WinCC Professional max. PowerTags	6AV6612-0AA00-0AL0 6AV6613-0AA00-0AL0 6AV2103-0DA00-0AL0 6AV2103-0HA00-0AL0 6AV2103-0XA00-0AL0
<b>SIMATIC STEP 7 Professional; SIMATIC WinCC Professional V15, trial license</b>	6AV2103-0AA05-0AA7		
<b>License: SIMATIC 50 h engineering with STEP 7 Professional Combo, WinCC Professional (incl. WinCC flexible 2008) and STEP 7 Safety Advanced (incl. Distributed Safety)</b>	6ES7823-1GE05-0YA5		

<sup>1)</sup> Current information and availability regarding the new type of delivery can be found at: <http://www.siemens.com/tia-online-software-delivery>

<sup>2)</sup> Valid only for Article No.'s 6AV2100-0AA05-0AA5 or 6AV2100-0AA05-0AH5

## HMI Software

### HMI Software in the TIA Portal

#### SIMATIC WinCC (TIA Portal) Engineering

##### Ordering data

###### Software Update Service (Compact Edition)

The delivery items are combined. For several contracts, only 1 package with 1 data storage medium set, 1 USB flash drive with the corresponding number of licenses and the corresponding number of CoLs will be supplied.

Delivery items to be combined must be ordered as one item.

- SIMATIC WinCC Comfort
- SIMATIC WinCC Advanced
- SIMATIC WinCC Professional 512 PowerTags
- SIMATIC WinCC Professional 4 096 PowerTags
- SIMATIC WinCC Professional max. PowerTags

###### Download <sup>1)</sup>

Email address required for delivery

- SIMATIC WinCC Comfort
- SIMATIC WinCC Advanced
- SIMATIC WinCC Professional 512 PowerTags
- SIMATIC WinCC Professional 4 096 PowerTags
- SIMATIC WinCC Professional max. PowerTags

##### Article No.

6AV6612-0AA00-0AM0  
6AV6613-0AA00-0AM0  
6AV2103-0DA00-0AM0

6AV2103-0HA00-0AM0

6AV2103-0XA00-0AM0

6AV6612-0AA00-0AY0  
6AV6613-0AA00-0AY0  
6AV2103-0DA00-0AY0

6AV2103-0HA00-0AY0

6AV2103-0XA00-0AY0

##### Article No.

###### Upgrades

###### WinCC V11..V14 -> WinCC V15

###### Data storage medium

- SIMATIC WinCC Basic
- SIMATIC WinCC Comfort
- SIMATIC WinCC Advanced
- SIMATIC WinCC Professional 512 PowerTags
- SIMATIC WinCC Professional 4 096 PowerTags
- SIMATIC WinCC Professional max. PowerTags

###### Download <sup>1)</sup>

- SIMATIC WinCC Basic
- SIMATIC WinCC Comfort
- SIMATIC WinCC Advanced
- SIMATIC WinCC Professional 512 PowerTags
- SIMATIC WinCC Professional 4 096 PowerTags
- SIMATIC WinCC Professional max. PowerTags

6AV2100-3AA05-0AE5  
6AV2101-3AA05-0AE5  
6AV2102-3AA05-0AE5  
6AV2103-3DA05-0AE5

6AV2103-3HA05-0AE5

6AV2103-3XA05-0AE5

6AV2100-3AA05-0AK5  
6AV2101-3AA05-0AK5  
6AV2102-3AA05-0AK5  
6AV2103-3DA05-0AK5

6AV2103-3HA05-0AK5

6AV2103-3XA05-0AK5

###### WinCC flexible 2008 -> WinCC V15

- WinCC flexible Compact to WinCC Comfort
- WinCC flexible Standard to WinCC Comfort
- WinCC flexible Advanced to WinCC Advanced

6AV2101-4AB05-0AE5

6AV2101-4BB05-0AE5

6AV2102-4AA05-0AE5

###### Download <sup>1)</sup>

- WinCC flexible Compact to WinCC Comfort
- WinCC flexible Standard to WinCC Comfort
- WinCC flexible Advanced to WinCC Advanced

6AV2101-4AB05-0AK5

6AV2101-4BB05-0AK5

6AV2102-4AA05-0AK5

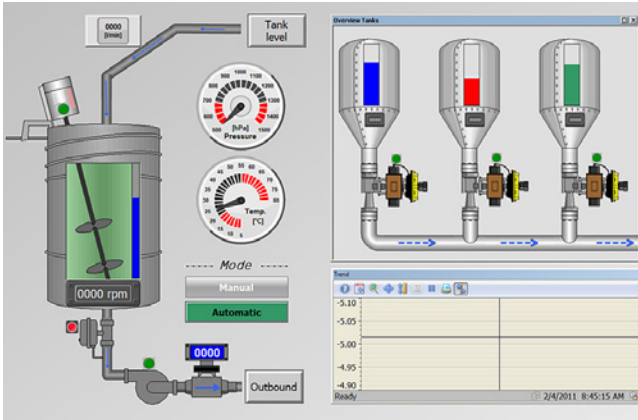
<sup>1)</sup> Current information and availability regarding the new type of delivery can be found at: <http://www.siemens.com/tia-online-software-delivery>

##### More information

Additional information is available on the Internet at:

<http://www.siemens.com/wincc-tia-portal>

## Overview



### **SIMATIC WinCC Runtime Advanced visualization software**

- PC-based HMI solution for single-user systems directly at the machine
- Basic package for visualization, reporting and logging, user administration, can be expanded flexibly with VB scripts
- Basic package expandable by means of option packages
- Can be integrated into automation solutions based on TCP/IP networks
- Expanded service concepts with remote operation, diagnostics and administration over the intranet and Internet in combination with email communication

<http://www.siemens.com/wincc-advanced>

### **SIMATIC WinCC Runtime Professional visualization software**

- PC-based operator control and monitoring system for visualization and operator control of processes, production flows, machines and plants in all sectors – from the simple single-user station through to distributed multi-user systems and cross-location solutions with web clients. WinCC Runtime Professional is the information hub for corporation-wide vertical integration.
- Industry-standard functions for signaling and acknowledging events, archiving of messages and measured values, logging of all process and configuration data, user administration, can be expanded flexibly with VB and C scripts
- Basic package expandable by means of option packages
- Also included are APIs for the Runtime to utilize the open programming interfaces

For more detailed information, refer to:

<http://www.siemens.com/wincc-professional>

## HMI Software

### HMI Software in the TIA Portal SIMATIC WinCC (TIA Portal) Runtime

#### WinCC Runtime Advanced

##### Overview

PC-based operator control and monitoring systems for single-user systems directly at the machine. SIMATIC WinCC Runtime Advanced is configured with the SIMATIC WinCC Advanced or SIMATIC WinCC Professional configuration software.

##### Benefits

- Functions for all visualization tasks:
  - Operator functions
  - Graphics and trend displays
  - Alarm logging
  - Report system
  - Archiving (option)
  - Recipe management (option)
  - Audit Trail (option)
- Flexible runtime functionality due to Visual Basic scripts
- Service concepts with remote operation, diagnostics and administration via intranet/Internet as well as email communication increase availability (option)
- Support for simple distributed automation solutions based on TCP/IP networks at the machine-level (option)
- Part of the Totally Integrated Automation Portal
  - Direct access to the tag and message configuration of the SIMATIC controller
  - Excellent support of the new SIMATIC S7-1500 controller
    - With symbolic addressing
    - Access to the new memory-optimized data blocks
    - New alarm and diagnostics concept (incl. ProDiag)
  - Integrated diagnostic functions for increasing productivity

##### Application

SIMATIC WinCC Runtime Advanced is the high-performance visualization software for simple, machine-oriented visualization tasks. It can be used as a single-user solution for all automation applications in production automation, process automation and building services automation.

SIMATIC WinCC Runtime Advanced can be used in combination with the following operator panels:

- SIMATIC Rack PC:
  - IPC347, IPC547, IPC647, IPC847
- SIMATIC Box PC:
  - IPC227, IPC427, IPC627, IPC827
- SIMATIC Panel PC:
  - IPC277, IPC477, IPC677, Panel PC Ex OG
- SIMATIC S7 Open Controller: ET 200SP Open Controller
- SINUMERIK PC: PCU 50.3, PCU 50.5
- Standard PCs with resolutions (W x H in pixels) of:
  - 4:3 format: 640 x 480, 800 x 600, 1024 x 768, 1280 x 1024, 1600 x 1200
  - Widescreen format: 800 x 480, 1280 x 800, 1366 x 768, 1440 x 900, 1680 x 1050, 1920 x 1080, 1920 x 1200, 1980 x 1080

##### Design

SIMATIC WinCC Runtime Advanced is available as a software package with 128, 512, 2 048, 4 096, 8 192 and 16 384 PowerTags.

The term PowerTags is used to identify process tags and area pointers that have a process link to the controller. Tags without process links, constant limit values of tags, and messages (up to 4 000 bit-triggered messages) are also available for additional system performance. The range of functions of WinCC Runtime Advanced includes the centralized HMI components for visualizing and reporting, and it can be expanded to suit requirements and costs by using optional packages.

SIMATIC WinCC Runtime Advanced is configured with the SIMATIC WinCC Advanced or SIMATIC WinCC Professional configuration software.

##### Function

###### **Visualization via Windows-compliant user interface**

Made up of parameterizable screen objects and faceplates created on a project-specific basis:

- Numeric and alphanumeric input/output fields
- Static text and graphic display plus vector graphics
- Dynamizable graphics from HMI symbol library
- Bar graph, trend curve graph with scroll and zoom function as well as read line
- Signal-specific text and graphic lists
- Buttons and switches for operator-process communication
- Editing fields for process values (signals)
- Analog display, slider as example for further screen objects
- Project-specific faceplates created from basic objects of the system
- Graphic displays for various standard graphic formats, e.g. bitmaps, .jpg, .wmf

###### **Alarms and messages**

- Discrete alarms and analog alarms as well as event-driven Alarm-S/Alarm-D message procedure with SIMATIC S7
- The new ProDiag alarm and diagnostics concept of the S7-1500 controller is also supported
- Freely-definable message classes for definition of acknowledgment response and display of alarm events



**Function** (continued)**Logging of alarms and process values**<sup>1)</sup>

- Logging in files (e.g. CSV or TXT file) and Microsoft SQL databases
- Online evaluation of process value and alarm logs
- Evaluation of process value and alarm logs using standard Microsoft tools such as Excel

**Recipes**<sup>1)</sup>

- Generation of data records for machine data or production data
- Display or entry of data records via a configurable screen object or via process screens distributed within the project
- Transmission of data records from or to the controller
- Import/export of data records from/to CSV files for further processing with other tools (e.g. MS Excel)

**Documentation of process data, alarm events, and recipes**

- Time or event-driven report output
- User-definable layout

**Flexible expansion of integrated system function using Visual Basic script**Language support for multilingual projects

- Up to 32 online languages
- Language-dependent texts and graphics
- Language selection during runtime

User-oriented access protection according to requirements of regulated sectors

- Authentication with user ID and password
- User group-specific rights
- Central system-wide user administration based on SIMATIC Logon<sup>1)</sup>
- Monitoring of changes by operators in runtime operation<sup>1)</sup>
- Recording of operator actions in an Audit Trail<sup>1)</sup>

Onboard controller connection to many different controllers

- Communication via native drivers and standard OPC channel
- Simultaneous connection using several protocols: OPC client and SIMATIC HMI HTTP protocol are additive, i.e. they can be used in conjunction with other controller connections

Open communication between HMI systems and with higher-level systems

- OPC servers
  - Use of the visualization system as a data server (OPC server) for higher-level automation components, e.g. control systems or systems in the office area
  - OPC-DA server: tags, e.g. process values
- Communication between HMI systems is established on the basis of Ethernet networks, or via the intranet/Internet
  - Read and write access to tags. The WinCC Runtime Advanced or SIMATIC Panels provide other SIMATIC HMI systems or office applications with data (tags)
- Sending of emails on demand or event-driven
  - e.g. to maintenance personnel via SMTP server (Simple Mail Transfer Protocol)
  - The optional use of email/SMS gateways enables access to standard networks (external service provider required)
- System diagnostics via device-specific HTML pages. The following functions are available:
  - Starting and stopping the HMI runtime for maintenance
  - Remote access to recipe data records, passwords and information specific to the HMI system
  - Access to the HMI system files via a file explorer
  - Download of configuration data via the Intranet/Internet
  - Supplement with own HTML pages

WinCC Sm@rtServer for the remote control via the Intranet and Internet<sup>1)</sup>

- Display and control of process screens on remote PC or Panel
- A SIMATIC HMI system can be used to control or monitor another system remotely; entry level for client/server configurations for distributed operator stations or for solutions with head end or control room

<sup>1)</sup> Option for SIMATIC WinCC Runtime Advanced; runtime licenses must be purchased separately. Additional information is available under "WinCC options".



## HMI Software

HMI Software in the TIA Portal  
SIMATIC WinCC (TIA Portal) Runtime

### WinCC Runtime Advanced

#### Function (continued)

##### System prerequisites

SIMATIC WinCC Runtime Advanced	
<b>Processor type (min.)</b> <sup>1)</sup>	Intel® Core™ i5-6440EQ (2.7 GHz) and all processors of the SIMATIC IPC
<b>RAM (min.)</b> <sup>2)</sup>	16 GB or more (32 GB for large projects)
<b>Hard disk</b>	SSD with at least 50 GB storage space available
<b>Operating systems</b>	32-bit operating systems: <ul style="list-style-type: none"> <li>• Windows 7 Professional SP1</li> <li>• Windows 7 Enterprise SP1</li> <li>• Windows 7 Ultimate SP1</li> <li>• Windows Embedded Standard Edition 7 SP1 (SIMATIC IPC only)</li> </ul> 64-bit operating systems: <ul style="list-style-type: none"> <li>• Windows 7 Professional SP1</li> <li>• Windows 7 Enterprise SP1</li> <li>• Windows 7 Ultimate SP1</li> <li>• Windows Embedded Standard Edition 7 SP1 (SIMATIC IPC only)</li> <li>• Windows 8.1 Professional</li> <li>• Windows 8.1 Enterprise</li> <li>• Windows Embedded 8.1 Industry</li> <li>• Windows 10 Professional Version 1703</li> <li>• Windows 10 Enterprise Version 1703</li> <li>• Windows 10 Enterprise 2016 LTSC</li> <li>• Windows Server 2008 R2 Standard Edition SP1</li> <li>• Windows Server 2012 R2 Standard Edition</li> <li>• Windows Server 2016 Standard Edition</li> </ul>
<b>Optical drive</b>	DVD-ROM

<sup>1)</sup> In combination with options, more powerful systems may be required

<sup>2)</sup> The required RAM is determined primarily by the size of the graphics used.

<sup>3)</sup> Without taking archives into account.

#### Note:

In addition to WinCC, Windows also requires space on the hard disk; e.g. free disk space should be available for the swap file. The following formula has proven itself in the past: Size of swap file = 3 x size of RAM.

For further information, refer to your Windows documentation.

#### Technical specifications

The following tables of system limitations provide assistance in estimating whether a specific project is still within the system limitations for WinCC Runtime Advanced. The stated maximum values are not additive. We cannot guarantee proper functioning of configurations that make full use of all system limits on the HMI devices. In addition to the limitations specified, allowances must be made for restrictions in configuration memory resources.

SIMATIC WinCC Runtime Advanced	
<b>Tags</b>	
Number of tags in the project	24 576
Number of PowerTags	128–16 384
Number of elements per array	1 600
Number of local tags	8 192
<b>Alarms</b>	
Number of alarm classes	32
Number of discrete alarms	6 000
Number of analog alarms	500
Length of an alarm in characters	80
Number of process values per alarm	8
Size of the alarm buffer	2 048
Number of queued alarm events	500
<b>Screens</b>	
Number of screens	750
Number of fields per screen	600
Number of tags per screen	400
Number of complex objects per screen <sup>1)</sup>	40
<b>Recipes</b>	
Number of recipes	1 000
Number of elements per recipe <sup>2)</sup>	2 000
User data length in KB per data record	512
Number of data records per recipe	5 000

<sup>1)</sup> Complex objects are: Bars, sliders, symbol library, clock, and all objects from the Controls area.

<sup>2)</sup> When using arrays, each array element represents a recipe element.

## Technical specifications (continued)

SIMATIC WinCC Runtime Advanced	
<b>Logs</b>	
Number of logs	100
Number of entries per log (including all log segments) <sup>3)</sup>	500 000
Number of log segments	400
Cyclical trigger for tag logging	1 s
Number of tags that can be logged per log	24 576
<b>Trends</b>	
Number of trends	800
<b>Text lists and graphics lists</b>	
Number of graphic lists	500
Number of text lists	500
Number of entries per text or graphic list	3 500
Number of graphic objects	24 576
Number of text elements	40 000
<b>Scripts</b>	
Number of scripts	200
<b>Communication</b>	
Number of connections	8
Number of connections based on "SIMATIC HMI HTTP"	16
Maximum number of connected Sm@rtClients (including a service client)	4 <sup>4)</sup>
<b>Help system</b>	
Number of characters in a help text	500
<b>Languages</b>	
Number of runtime languages	32
<b>Scheduler</b>	
Time-triggered tasks <sup>5)</sup>	48
<b>User administration</b>	
Number of user groups	50
Number of user rights	32
Number of users	100

- 1) Complex objects are: Bars, sliders, symbol library, clock, and all objects from the Controls area.
- 2) When using arrays, each array element represents a recipe element.
- 3) For the "segmented circular log" logging method, the number of entries for all sequential logs applies. The number of following logs times the number of data records in each sequential log must not exceed the system limit.
- 4) Up to three Sm@rtClients can interconnect with the Sm@rtServer on Panel PC 477.
- 5) Event-triggered tasks are not relevant for the system limits.

## Ordering data

## Article No.

### Basic software

#### SIMATIC WinCC Runtime Advanced V15

Software and documentation on DVD, including options software <sup>1)</sup>  
Single license, license key on USB flash drive for

- 128 PowerTags
- 512 PowerTags
- 2 048 PowerTags
- 4 096 PowerTags
- 8 192 PowerTags
- 16 384 PowerTags

6AV2104-0BA05-0AA0  
6AV2104-0DA05-0AA0  
6AV2104-0FA05-0AA0  
6AV2104-0HA05-0AA0  
6AV2104-0KA05-0AA0  
6AV2104-0LA05-0AA0

### Download<sup>3)</sup>

Single license, software and license key download. email address required for delivery

- 128 PowerTags
- 512 PowerTags
- 2 048 PowerTags
- 4 096 PowerTags
- 8 192 PowerTags
- 16 384 PowerTags

6AV2104-0BA05-0AH0  
6AV2104-0DA05-0AH0  
6AV2104-0FA05-0AH0  
6AV2104-0HA05-0AH0  
6AV2104-0KA05-0AH0  
6AV2104-0LA05-0AH0

### Powerpacks

#### SIMATIC WinCC Runtime Advanced V15 (without version change)

Single license, license key only on USB flash drive for PowerTags from

### Data storage medium

- 128 PowerTags to 512 PowerTags
- 512 PowerTags to 2 048 PowerTags
- 2 048 PowerTags to 4 096 PowerTags
- 4 096 PowerTags to 8 192 PowerTags
- 8 192 PowerTags to 16 384 PowerTags

6AV2104-2BD05-0BD0  
6AV2104-2DF05-0BD0  
6AV2104-2FH05-0BD0  
6AV2104-2HK05-0BD0  
6AV2104-2KL05-0BD0

### Download<sup>3)</sup>

Single license, software and license key download. email address required for delivery

- 128 PowerTags to 512 PowerTags
- 512 PowerTags to 2 048 PowerTags
- 2 048 PowerTags to 4 096 PowerTags
- 4 096 PowerTags to 8 192 PowerTags
- 8 192 PowerTags to 16 384 PowerTags

6AV2104-2BD05-0BJ0  
6AV2104-2DF05-0BJ0  
6AV2104-2FH05-0BJ0  
6AV2104-2HK05-0BJ0  
6AV2104-2KL05-0BJ0

- 1) Runtime licenses for WinCC Runtime Advanced options must be purchased separately for each target system
- 2) Each including 1 upgrade license to the WinCC Runtime Advanced options
- 3) Current information and availability regarding the new type of delivery can be found at: <http://www.siemens.com/tia-online-software-delivery>

## HMI Software

HMI Software in the TIA Portal  
SIMATIC WinCC (TIA Portal) Runtime

### WinCC Runtime Advanced

#### Ordering data

#### Article No.

#### Article No.

##### Upgrades

##### SIMATIC WinCC Runtime Advanced V11..14 to V15

Software and documentation on DVD, including options software  
Single license, license keys on USB flash drive for

- 128 PowerTags
- 512 PowerTags
- 2 048 PowerTags
- 4 096 PowerTags
- 8 192 - 16 384 PowerTags

Download<sup>3)</sup>

Single license, software and license key download.  
email address required for delivery

- 128 PowerTags
- 512 PowerTags
- 2 048 PowerTags
- 4 096 PowerTags
- 8 192 - 16 384 PowerTags

**6AV2104-3BB05-0AE0**  
**6AV2104-3DD05-0AE0**  
**6AV2104-3FF05-0AE0**  
**6AV2104-3HH05-0AE0**  
**6AV2105-3KK05-0AE0**

**6AV2104-3BB05-0AK0**  
**6AV2104-3DD05-0AK0**  
**6AV2104-3FF05-0AK0**  
**6AV2104-3HH05-0AK0**  
**6AV2105-3KK05-0AK0**

##### SIMATIC WinCC flexible 2008 to SIMATIC WinCC Runtime Advanced V15

Software and documentation on DVD, including options software  
Single license, license keys on USB flash drive for

- 128 PowerTags to 128 PowerTags <sup>2)</sup>
- 512 PowerTags to 512 PowerTags <sup>2)</sup>
- 2 048 PowerTags to 2 048 PowerTags <sup>2)</sup>
- 4 096 PowerTags to 4 096 PowerTags <sup>2)</sup>
- 8 000 PowerTags to 8 192 PowerTags <sup>2)</sup>

Download<sup>3)</sup>

Single license, software and license key download.  
email address required for delivery

- 128 PowerTags to 128 PowerTags <sup>2)</sup>
- 512 PowerTags to 512 PowerTags <sup>2)</sup>
- 2 048 PowerTags to 2 048 PowerTags <sup>2)</sup>
- 4 096 PowerTags to 4 096 PowerTags <sup>2)</sup>
- 8 000 PowerTags to 8 192 PowerTags <sup>2)</sup>

**6AV2104-4BB05-0AE0**  
**6AV2104-4DD05-0AE0**  
**6AV2104-4FF05-0AE0**  
**6AV2104-4HH05-0AE0**  
**6AV2104-4KK05-0AE0**

**6AV2104-4BB05-0AK0**  
**6AV2104-4DD05-0AK0**  
**6AV2104-4FF05-0AK0**  
**6AV2104-4HH05-0AK0**  
**6AV2104-4KK05-0AK0**

##### SIMATIC WinCC flexible Panel Options to SIMATIC WinCC (TIA Portal) Panel Options

- WinCC flexible /Audit for SIMATIC Panel to SIMATIC WinCC Audit for SIMATIC Comfort/Mobile Panels
- WinCC flexible /Sm@rtAccess for SIMATIC Panel to SIMATIC WinCC Sm@rtServer for SIMATIC Panels
- WinCC flexible /Sm@rtService for SIMATIC Panel to SIMATIC WinCC Sm@rtServer for SIMATIC Panels
- WinCC flexible/ProAgent for Panels to SIMATIC ProDiag for Comfort/Mobile Panels
- Data storage medium
- Download<sup>3)</sup>  
Single license, software and license key download.  
email address required for delivery

**6AV2107-4XP00-0BF0**  
**6AV2107-4XP00-0BK0**

- 1) Runtime licenses for WinCC Runtime Advanced options must be purchased separately for each target system
- 2) Each including 1 upgrade license to the WinCC Runtime Advanced options
- 3) Current information and availability regarding the new type of delivery can be found at: <http://www.siemens.com/tia-online-software-delivery>

#### More information

Additional information is available on the Internet at:

<http://www.siemens.com/wincc-advanced>

#### Overview

PC-based operator control and monitoring system for visualization and operator control of processes, production flows, machines and plants in all sectors – from the simple single-user station through to distributed multi-user systems and cross-location solutions with web clients.

SIMATIC WinCC Runtime Professional is the information hub for corporation-wide vertical integration. SIMATIC WinCC Runtime Professional is configured with the SIMATIC WinCC Professional configuration software.

#### Benefits

- Functions for all visualization tasks:
  - Operator functions
  - Graphics and trend displays
  - Alarm logging
  - Report system
  - Archiving (option)
  - Recipe management (option)
- Universally scalable
  - Expandable from single station to client-server configurations
  - Process visualization via the web with the WinCC WebNavigator
- Open standards for easy integration
  - Efficient real-time database MS SQL Server
  - Open for application modules with ActiveX controls
  - Visual Basic for Applications for individual expansions
  - OPC for cross-vendor communication
- Part of the Totally Integrated Automation Portal
  - Direct access to the tag and message configuration of the SIMATIC controller
  - Excellent support of the new SIMATIC S7-1500 controller
    - With symbolic addressing
    - Access to the new memory-optimized data blocks
    - New ProDiag alarm and diagnostics concept
  - Integrated diagnostic functions for increasing productivity

#### Application

SIMATIC WinCC Runtime Professional is designed for visualization and operation of processes, production flows, machines and plants. With its powerful process interface, especially to the SIMATIC family, and the secure data logging, WinCC Runtime Professional enables solutions for the process control.

The sector-neutral basic system enables universal usage in all automation applications.

SIMATIC WinCC Runtime Professional can be used in combination with the following operator panels:

SIMATIC PCs:

- SIMATIC Rack PC: IPC547, IPC647, IPC847
- SIMATIC Box PC: IPC427, IPC627, IPC827
- SIMATIC Panel PC: IPC477, IPC677
- Standard PC

#### Design

SIMATIC WinCC Runtime Professional is available as a software package with 128, 512, 2 048, 4 096, 8 192, 65 536, 102 400, 153 600 and 262 144 PowerTags.

PowerTags are data points that are connected to controllers or other data sources via a WinCC Runtime Professional channel. Up to 32 alarms can be obtained from one data point. Moreover, internal tags without coupling are available for additional system performance. WinCC Runtime Professional also contains 500 archive tags. Additional archive licenses can be obtained for greater quantity structures.

#### Licenses for a multi-user configuration

The system software with the required number of PowerTags and additionally the SIMATIC WinCC Server for Runtime Professional option must be installed on the server. For the clients in the basic configuration, a SIMATIC WinCC Client for Runtime Professional license is sufficient.

#### Function

##### Visualization via Windows-compliant user interface

Made up of parameterizable screen objects and faceplates created on a project-specific basis:

- Numeric and alphanumeric input/output fields
- Static text and graphic display plus vector graphics
- Dynamizable graphics from HMI symbol library
- Bar graph, trend curve graph with scroll and zoom function as well as read line
- Signal-specific text and graphic lists
- Buttons and switches for operator-process communication
- Editing fields for process values (signals)
- Analog display, slider as example for further screen objects
- Project-specific faceplates created from basic objects of the system
- Graphic displays for various standard graphic formats, e.g. bitmaps, .jpg, .wmf, .svg

##### Alarms and messages

- Discrete alarms and analog alarms, as well as event-driven Alarm-S/Alarm-D message procedure with SIMATIC S7
- The new ProDiag alarm and diagnostics concept of the S7-1500 controller is also supported
- Freely-definable message classes for definition of acknowledgment response and display of alarm events

## HMI Software

### HMI Software in the TIA Portal SIMATIC WinCC (TIA Portal) Runtime

#### WinCC Runtime Professional

##### Function (continued)

###### Logging of alarms and process values<sup>1)</sup>

- Signaling system for detecting and archiving events with display and control options according to DIN 19235
- Process logging for the acquisition, compression and storage of measured values
- Online evaluation of process value and alarm logs

###### Recipes<sup>1)</sup>

- Generation of data records for machine data or production data
- Display or entry of data records via a configurable screen object or via process screens distributed within the project
- Transmission of data records from or to the controller
- Import/export of data records for further processing with other tools (e.g. MS Excel)

###### Documentation of process data, alarm events, and recipes

- Time or event-driven report output
- User-definable layout

###### Flexible expansion by means of Visual Basic Script and ANSI-C

- Programming interfaces for individual access to data and functions of WinCC Runtime Professional and for the integration in user programs with VBA, VB Script, C-API, C-Script (ANSI-C)

###### Open communication between HMI systems and with higher-level systems

- OPC server/client  
Use of the visualization system as a data server (OPC server) for higher-level automation components such as control systems or systems in the office area
  - OPC-DA server: tags, e.g. process values
  - OPC-HDA server: logged process values
  - OPC-A&E server: Alarms
  - OPC-XML-DA server: tags, e.g. process values
  - OPC-XML-DA server: tags, e.g. process values
  - OPC-UA-DA client: tags, e.g. process values
- OLE DB server
  - Standardized and user-friendly access to WinCC log data (MS SQL Server 2005).
  - Access is via the OLE-DB provider supplies all WinCC log data available along with the accompanying process values, as well as alarm and user texts.
  - The WinCC OLE-DB provider also supports analysis functions such as minimum, maximum, alarm hit list, etc.
- WinCC WebUX for Runtime Professional <sup>\*)</sup>
  - The WebUX option enables platform and browser-independent operator control and monitoring via the Internet or the in-house intranet or LAN.
  - Installation on the terminal is unnecessary – an HTML5-compatible browser is sufficient. WebUX can then also be used on mobile terminals.

- WinCC WebNavigator for Runtime Professional <sup>1)</sup>
  - Option for SIMATIC WinCC Runtime Professional for operating and monitoring plants over the Internet, company Intranet or LAN.
  - Configuration from a web server with the SIMATIC WinCC Runtime Professional software as a single-user, client or server version and a web client that enables operator control and monitoring of a current WinCC Runtime Professional project via an Internet browser with ActiveX support. The WinCC basic system does not have to be installed on the client computer.
- WinCC DataMonitor for Runtime Professional <sup>1)</sup>
  - The WinCC DataMonitor is used for displaying and evaluating current process states and historical data on office PCs using standard tools such as Microsoft Internet Explorer or Microsoft Excel. The DataMonitor client is supported by a web server with current and historical process data and alarms. All staff ranging from machine operators to corporate managers can use the DataMonitor to obtain information.

<sup>1)</sup> Option for SIMATIC WinCC Runtime Professional; runtime licenses must be purchased separately. Additional information is available under "WinCC options".

###### Language support for multilingual projects

- Language-dependent texts and graphics
- Language selection during runtime

###### Onboard controller connection to many different controllers

- Communication via native drivers and standard OPC channel
- For communication with subordinate controls (SIMATIC protocols, PROFIBUS DP, PROFIBUS FMS, DDE and OPC server included in the scope of supply)

###### Note:

For communication, the supplied SIMATIC Net V15 must be installed.

Before installing SIMATIC WinCC RT Professional, please always ensure compatibility with the add-on packages and options you require and use.

**Function** (continued)

System prerequisites	SIMATIC WinCC Runtime Professional
<b>Processor type (min.)</b> <sup>1)</sup>	<ul style="list-style-type: none"> <li>Intel Celeron Dual Core 2.2 GHz (Ivy/Sandy Bridge)</li> </ul>
<b>RAM (min.)</b> <sup>2)</sup>	4 GB
<b>Free hard disk space</b> <sup>3)</sup>	8 GB on system drive "C:"
<b>Operating systems</b>	<p>32-bit operating system for WinCC Client, WebNavigator Client, DataMonitor, WebUX</p> <ul style="list-style-type: none"> <li>Windows 7 SP1 (Professional, Enterprise, Ultimate)</li> <li>Windows Embedded Standard Edition 7 SP1</li> </ul> <p>64-bit operating systems</p> <ul style="list-style-type: none"> <li>Windows 8.1 (Professional, Enterprise)</li> <li>Windows Embedded 8.1 Industry</li> <li>Windows 7 SP1 (Professional, Enterprise, Ultimate)</li> <li>Windows Embedded Standard Edition 7 SP1</li> <li>Windows 10 (Professional Version 1607, Enterprise Version 1607, Enterprise 2016 LTSB, Enterprise 2015 LTSB)</li> <li>Windows Server 2008 R2 Standard Edition SP1</li> <li>Windows Server 2012 R2 Standard Edition</li> <li>Windows Server 2016</li> </ul>
<b>Graphics card</b>	32 MB RAM, 24-bit color depth
<b>Network</b>	Ethernet 10 Mbps or higher
<b>Optical drive</b>	DVD-ROM

<sup>1)</sup> In combination with options, more powerful systems may be required

<sup>2)</sup> The required RAM is determined primarily by the size of the graphics used.

<sup>3)</sup> Without taking archives into account.

Note:

In addition to WinCC, Windows also requires space on the hard disk; e.g. free disk space should be available for the swap file.

The following formula has proven itself in the past:  
Size of swap file = 3 x size of RAM.

For further information, refer to your Windows documentation.

**Integration****Integration in company-wide solutions (IT and business integration)**

WinCC Runtime Professional is strictly based on Microsoft technology, which provides for the greatest possible compatibility and integration ability.

Cross-manufacturer communication is also a simply exercise. The reason: WinCC Runtime Professional can be used as an OPC client and server, and in addition to access to current process values, it also supports standards such as OPC HDA (Historical Data Access), OPC Alarm & Events, OPC UA Data Access and OPC XML Data Access.

Just as important: Visual Basic Scripting (VBS) as an easy-to-learn, open Runtime language. If desired, professional application developers can also use ANSI-C.

WinCC Runtime Professional integrates a powerful and scalable Historian function based on the Microsoft SQL Server in the basic system.

Thus the user is given all possibilities: from high-performance archiving of current process data, to long-term archiving with high data compression, through to a central information hub in form of a company-wide Process Historian. Open interfaces form the basis for an effective IT and business integration.

## HMI Software

HMI Software in the TIA Portal  
SIMATIC WinCC (TIA Portal) Runtime

### WinCC Runtime Professional

#### Technical specifications

The following tables of system limits provide assistance in estimating whether a specific project is still within the system limitations for WinCC Runtime Professional. The stated maximum values are not additive.

We cannot guarantee proper functioning of configurations that make full use of all system limits on the HMI devices. In addition to the limitations specified, allowances must be made for restrictions in configuration memory resources.

SIMATIC WinCC Runtime Professional	
<b>Alarms</b>	
Configurable alarms per server/single user	150,000
PowerTags per alarm line	10
User text blocks per alarm line	10
Message classes	256
Alarm types	16
Alarm priorities	17 (0...16)
<b>Alarms in Runtime</b>	
Alarms per alarm log	Unlimited <sup>1)</sup>
Alarms per short-term log list	1,000
Alarms per long-term log list	1,000 <sup>2)</sup>
Alarms per alarm display	5,000 <sup>3)</sup>
<b>Screens</b>	
Objects per screen <sup>4)</sup>	Unlimited <sup>5)</sup>
Levels per screen	32
Screens per project	Unlimited <sup>5)</sup>
Instances of fixed faceplates in a process screen	31 instances of the same picture type
Screen size in pixels	10,000 x 10,000
Nesting levels of screen objects	20
<b>Recipes</b>	
Number of recipes	Unlimited <sup>5)</sup>
Number of recipe elements	500 <sup>6)</sup>
Number of recipe data records	10,000 <sup>6)</sup>
Number of views	Unlimited <sup>5)</sup>

SIMATIC WinCC Runtime Professional	
<b>Logs</b>	
Trend views per screen	25
Trends per trend view	80
Tables per screen	25
Columns per table	12
Values per table	30,000
Logs per single-user station/server	100
Log tags per single-user station/server <sup>7)</sup>	80,000
<b>Trends</b>	
Trend views per image	25
Trends per trend view	80
<b>User administration</b>	
Number of user groups	128
Number of user rights	999
Number of users	128
<b>Configurations – Quantity structure in a multi-user system</b>	
WinCC clients in a system	32 <sup>8)</sup> <sup>9)</sup>
Web clients in a system	150 <sup>10)</sup>

<sup>1)</sup> Limited by system resources.

<sup>2)</sup> On single-user station or server or on client per server if "LongTimeArchiveConsistency" is set to "No". On single-user station, server, or client if "LongTimeArchiveConsistency" is set to "Yes".

<sup>3)</sup> On single-user station or server or on client per server.

<sup>4)</sup> The number and complexity of the objects affect the performance.

<sup>5)</sup> Limited by system resources.

<sup>6)</sup> The sum of the number of recipe elements and number of data records must not exceed a value of 1,000,000

<sup>7)</sup> Dependent on the Logging PowerPack used for the log tags. 500 log tags are contained in the basis version.

<sup>8)</sup> If the server is also used as an operating unit, the number of clients for this server is reduced to four.

<sup>9)</sup> Mixed configuration: 32 clients + 3 web clients

<sup>10)</sup> Mixed configuration: 50 web clients + 1 WinCC client



Ordering data	Article No.	Article No.
<p><b>Basic software</b></p> <p><b>SIMATIC WinCC Runtime Professional V15</b></p> <p>For PC systems; incl. software options <sup>1)</sup>, language/script versions: en, de, fr, it, es Single license, on DVD incl. licensing, on USB flash drive, for:</p> <ul style="list-style-type: none"> <li>• 128 PowerTags</li> <li>• 512 PowerTags</li> <li>• 2 048 PowerTags</li> <li>• 4 096 PowerTags</li> <li>• 8 192 PowerTags</li> <li>• 65 536 PowerTags</li> <li>• 102 400 PowerTags</li> <li>• 153 600 PowerTags</li> <li>• 262 144 PowerTags</li> </ul> <p>Incl. 500 archive tags each</p> <p>Download <sup>3)</sup> Single license, software and license key download, email address required for the delivery.</p> <ul style="list-style-type: none"> <li>• 128 PowerTags</li> <li>• 512 PowerTags</li> <li>• 2 048 PowerTags</li> <li>• 4 096 PowerTags</li> <li>• 8 192 PowerTags</li> <li>• 65 536 PowerTags</li> <li>• 102 400 PowerTags</li> <li>• 153 600 PowerTags</li> <li>• 262 144 PowerTags</li> </ul> <p>Incl. 500 archive tags each</p>	<p><b>6AV2105-0BA05-0AA0</b></p> <p><b>6AV2105-0DA05-0AA0</b></p> <p><b>6AV2105-0FA05-0AA0</b></p> <p><b>6AV2105-0HA05-0AA0</b></p> <p><b>6AV2105-0KA05-0AA0</b></p> <p><b>6AV2105-0MA05-0AA0</b></p> <p><b>6AV2105-0PA05-0AA0</b></p> <p><b>6AV2105-0RA05-0AA0</b></p> <p><b>6AV2105-0TA05-0AA0</b></p>	<p><b>SIMATIC WinCC Client for Runtime Professional V15</b></p> <ul style="list-style-type: none"> <li>• WinCC Client for Runtime Professional</li> <li>• WinCC Client for Runtime Professional (download <sup>3)</sup>)</li> <li>• WinCC Client for Runtime Professional ASIA</li> </ul> <p><b>6AV2107-0DB05-0AA0</b></p> <p><b>6AV2107-0DB05-0AH0</b></p> <p><b>6AV2107-0DB15-0AA0</b></p>
<p><b>SIMATIC WinCC Runtime Professional ASIA V15</b></p> <p>For PC systems; incl. software options <sup>1)</sup>, language/script versions: en, zh-CHS, zh-CHT, ko, ja Single license, on DVD incl. licensing, for:</p> <ul style="list-style-type: none"> <li>• 128 PowerTags</li> <li>• 512 PowerTags</li> <li>• 2 048 PowerTags</li> <li>• 4 096 PowerTags</li> <li>• 8 192 PowerTags</li> <li>• 65 536 PowerTags</li> <li>• 102 400 PowerTags</li> <li>• 153 600 PowerTags</li> <li>• 262 144 PowerTags</li> </ul> <p>Incl. 500 archive tags each</p>	<p><b>6AV2105-0BA15-0AA0</b></p> <p><b>6AV2105-0DA15-0AA0</b></p> <p><b>6AV2105-0FA15-0AA0</b></p> <p><b>6AV2105-0HA15-0AA0</b></p> <p><b>6AV2105-0KA15-0AA0</b></p> <p><b>6AV2105-0MA15-0AA0</b></p> <p><b>6AV2105-0PA15-0AA0</b></p> <p><b>6AV2105-0RA15-0AA0</b></p> <p><b>6AV2105-0TA15-0AA0</b></p>	<p><b>Powerpacks</b></p> <p><b>SIMATIC WinCC Runtime Professional V15 and SIMATIC WinCC Runtime Professional ASIA V15</b></p> <p>Single license, license key only on USB flash drives for PowerTags from</p> <ul style="list-style-type: none"> <li>• 128 to 512 PowerTags</li> <li>• 512 to 2 048 PowerTags</li> <li>• 2 048 to 4 096 PowerTags</li> <li>• 4 096 to 8 192 PowerTags</li> <li>• 8 192 to 65 536 PowerTags</li> <li>• 65 536 to 102 400 PowerTags</li> <li>• 102 400 to 153 600 PowerTags</li> <li>• 153 600 to 262 144 PowerTags</li> </ul> <p>Download <sup>3)</sup> Single license, software and license key download, email address required for the delivery.</p> <ul style="list-style-type: none"> <li>• 128 to 512 PowerTags</li> <li>• 512 to 2 048 PowerTags</li> <li>• 2 048 to 4 096 PowerTags</li> <li>• 4 096 to 8 192 PowerTags</li> <li>• 8 192 to 65 536 PowerTags</li> <li>• 65 536 to 102 400 PowerTags</li> <li>• 102 400 to 153 600 PowerTags</li> <li>• 153 600 to 262 144 PowerTags</li> </ul> <p><b>6AV2105-2BD05-0BD0</b></p> <p><b>6AV2105-2DF05-0BD0</b></p> <p><b>6AV2105-2FH05-0BD0</b></p> <p><b>6AV2105-2HK05-0BD0</b></p> <p><b>6AV2105-2KM05-0BD0</b></p> <p><b>6AV2105-2MP05-0BD0</b></p> <p><b>6AV2105-2RT05-0BD0</b></p> <p><b>6AV2105-2BD05-0BJ0</b></p> <p><b>6AV2105-2DF05-0BJ0</b></p> <p><b>6AV2105-2FH05-0BJ0</b></p> <p><b>6AV2105-2HK05-0BJ0</b></p> <p><b>6AV2105-2KM05-0BJ0</b></p> <p><b>6AV2105-2MP05-0BJ0</b></p> <p><b>6AV2105-2PR05-0BJ0</b></p> <p><b>6AV2105-2RT05-0BJ0</b></p>

- <sup>1)</sup> Runtime licenses for WinCC Runtime Professional options must be purchased separately for each target system.
- <sup>2)</sup> Each including 1 upgrade license to the WinCC Runtime Professional options.
- <sup>3)</sup> Current information and availability regarding the new type of delivery can be found at: <http://www.siemens.com/tia-online-software-delivery>
- <sup>4)</sup> Software Update Service valid for 1 year. Contract automatically extended by 1 more year unless canceled 3 months prior to expiration. According to license agreement, 1 Software Update Service must be ordered for each WinCC station.
- <sup>5)</sup> Requires the current software version.
- <sup>6)</sup> SUS available as download.



## HMI Software

HMI Software in the TIA Portal  
SIMATIC WinCC (TIA Portal) Runtime

### WinCC Runtime Professional

#### Ordering data

##### Upgrades V11..14 to WinCC V15

##### **SIMATIC WinCC Runtime Professional V11..14 and**

##### **SIMATIC WinCC Runtime Professional ASIA V11..V14 to V15**

Single license, on DVD including licensing on USB flash drive:  
The upgrades include WinCC RT Prof. upgrade licenses for the options (WebNavigator, DataMonitor, WebDiag Client, excluding WinCC Upgrade Client)

- SIMATIC WinCC Runtime Professional 128 PowerTags
- SIMATIC WinCC Runtime Professional 512 PowerTags
- SIMATIC WinCC Runtime Professional 2 048 PowerTags
- SIMATIC WinCC Runtime Professional 4 096 PowerTags
- SIMATIC WinCC Runtime Professional 8 192 PowerTags
- SIMATIC WinCC Client for Runtime Professional V15

##### Download <sup>3)</sup>

Single license, software and license key download, email address required for the delivery.

- SIMATIC WinCC Runtime Professional 128 PowerTags
- SIMATIC WinCC Runtime Professional 512 PowerTags
- SIMATIC WinCC Runtime Professional 2 048 PowerTags
- SIMATIC WinCC Runtime Professional 4 096 PowerTags
- SIMATIC WinCC Runtime Professional 8 192 PowerTags
- SIMATIC WinCC Runtime Professional 64k to 256k PowerTags
- SIMATIC WinCC Client for Runtime Professional V15

##### **SIMATIC WinCC Software Update Service (SUS) RT Professional <sup>4) 5) 6)</sup>**

Software Update Service for WinCC RT Professional Software

- WinCC RT Professional Client (SUS)

- WinCC RT Professional (SUS)

##### Download <sup>3)</sup>

- WinCC RT Professional Client (SUS)
- WinCC RT Professional (SUS)

#### Article No.

6AV2105-3BB05-0AE0

6AV2105-3DD05-0AE0

6AV2105-3FF05-0AE0

6AV2105-3HH05-0AE0

6AV2105-3KK05-0AE0

6AV2105-3MM05-0AE0

6AV2107-3DB05-0AE0

6AV2105-3BB05-0AK0

6AV2105-3DD05-0AK0

6AV2105-3FF05-0AK0

6AV2105-3HH05-0AK0

6AV2105-3KK05-0AK0

6AV2105-3MM05-0AK0

6AV2107-3DB05-0AK0

6AV2107-0DB00-0AL0

6AV2105-0XA00-0AL0

6AV2107-0DB00-0AY0

6AV2105-0XA00-0AY0

#### Article No.

##### Upgrades WinCC V7.0..V7.4 to WinCC V15

##### **SIMATIC WinCC RC or RT V7.0..V7.4 to SIMATIC WinCC RT Professional V15 and**

##### **SIMATIC WinCC RC or RT V7.0..V7.4 ASIA to SIMATIC WinCC RT Professional ASIA V15**

Single license, on DVD incl. licensing on USB flash drive

- WinCC RC/RT 128 PowerTags to WinCC Runtime Professional 128 PowerTags<sup>2)</sup>
- WinCC RC/RT 512 PowerTags to WinCC Runtime Professional 512 PowerTags<sup>2)</sup>
- WinCC RC/RT 2 048 PowerTags to WinCC Runtime Professional 2 048 PowerTags<sup>2)</sup>
- WinCC RC/RT 8 192 PowerTags to WinCC Runtime Professional 8 192 PowerTags<sup>2)</sup>
- WinCC RC/RT 64k to 256k PowerTags to WinCC Runtime Professional 64k to 256k PowerTags<sup>2)</sup>
- WinCC RC/RT 128 / RC/RT Client to WinCC RT Professional Client

##### Download <sup>3)</sup>

Single license, software and license key download, email address required for the delivery.

- WinCC RC/RT 128 PowerTags to WinCC Runtime Professional 128 PowerTags<sup>2)</sup>
- WinCC RC/RT 512 PowerTags to WinCC Runtime Professional 512 PowerTags<sup>2)</sup>
- WinCC RC/RT 2 048 PowerTags to WinCC Runtime Professional 2 048 PowerTags<sup>2)</sup>
- WinCC RC/RT 8 192 PowerTags to WinCC Runtime Professional 8 192 PowerTags<sup>2)</sup>
- WinCC RC/RT 64k to 256k PowerTags to WinCC Runtime Professional 64k to 256k PowerTags<sup>2)</sup>
- WinCC RC/RT 128 / RC/RT Client to WinCC RT Professional Client

6AV2105-4BB05-0AE0

6AV2105-4DD05-0AE0

6AV2105-4FF05-0AE0

6AV2105-4KK05-0AE0

6AV2105-4MM05-0AE0

6AV2107-4DB05-0AE0

6AV2105-4BB05-0AK0

6AV2105-4DD05-0AK0

6AV2105-4FF05-0AK0

6AV2105-4KK05-0AK0

6AV2105-4MM05-0AK0

6AV2107-4DB05-0AK0

<sup>1)</sup> Runtime licenses for WinCC Runtime Professional options must be purchased separately for each target system.

<sup>2)</sup> Each including 1 upgrade license to the WinCC Runtime Professional options.

<sup>3)</sup> Current information and availability regarding the new type of delivery can be found at: <http://www.siemens.com/tia-online-software-delivery>

<sup>4)</sup> Software Update Service valid for 1 year. Contract automatically extended by 1 more year unless canceled 3 months prior to expiration. According to license agreement, 1 Software Update Service must be ordered for each WinCC station.

<sup>5)</sup> Requires the current software version.

<sup>6)</sup> SUS available as download.

Additional information is available on the Internet at:

<http://www.siemens.com/wincc-professional>

## Overview

### Communication – SIMATIC WinCC Runtime Advanced

WinCC Advanced is an open visualization system and offers the option of connecting the most diverse control systems.

#### Number of connectable controllers

WinCC Advanced permits the parallel coupling of up to 8 controllers.  
Connection to third-party controllers.

The following "Connection overview" table includes lists of third-party protocols and controllers which are directly supported by WinCC Advanced. Generally it is also possible to connect third-party controllers via OPC (OLE for Process Control).

### Coupling overview for WinCC Runtime Advanced

Protocol	Description	PC interface
<b>SIMATIC HMI</b>		
<b>Ethernet TCP/IP (HTTP communication)</b>	HTTP communication for data exchange between SIMATIC HMI (client + server) <sup>1)</sup>	CP 1612 A2
<b>SIMATIC S7</b>		
<b>Ethernet TCP/IP (S7 communication)</b>	Channel for communication via Ethernet TCP/IP with max. 8 x SIMATIC S7 controllers S7-1200, S7-1500, S7-300, S7-400, S7-200 with CP 243-1	CP 1612 A2 CP 1613 A2 CP 1623
<b>MPI, PROFIBUS (S7 communication)</b>	Channel for communication via MPI, PROFIBUS with max. 8 x SIMATIC S7 controllers S7-1200 with CM 1243-5 (DP master), S7-1500, S7-300, S7-400, S7-200 (passive S7-200 only)	CP 5612 CP 5622 CP 5711 CP 5613 A3 CP 5623
<b>PPI (PPI protocol)</b>	Channel for communication via PPI with 1 x SIMATIC S7-200 (network operation, e.g. parallel PG possible)	CP 5612 CP 5622 CP 5711 CP 5613 A3 CP 5623
<b>Software interface (S7 communication)</b>	Channel for communication via software interface with WinAC	
<b>SINUMERIK <sup>2)</sup></b>		
<b>Ethernet TCP/IP (S7 communication)</b>	Channel for communication via Ethernet TCP/IP with SINUMERIK 840D sl	CP 1612 A2 CP 1613 A2 CP 1623
<b>MPI (S7 communication)</b>	Channel for communication via MPI with SINUMERIK 840D sl	CP 5612 CP 5622 CP 5711 CP 5613 A3 CP 5623
<b>Third-party controllers (WinCC V11.0 and higher) <sup>3)</sup></b>		
<b>Allen Bradley Ethernet IP</b>	Channel for communication with max. 4 x Allen Bradley controllers via Ethernet TCP/IP with Allen Bradley Ethernet IP protocol The ControlLogix / CompactLogix, SLC500 / MicroLogix and PLC5 controllers are supported	CP 1612 A2
<b>Allen Bradley DF1</b>	Channel for communication with Allen Bradley controllers via DF1 protocol The controllers SLC500 / MicroLogix and PLC5 are supported <sup>3)</sup>	COM1/COM2
<b>Mitsubishi MC TCP/IP</b>	Channel for communication with max. 4 x Mitsubishi controllers via Ethernet TCP/IP with Mitsubishi MC TCP/IP protocol The FX3, Q, and iQ/QnUD controller series are supported	CP 1612 A2

Current notes and information about OPC servers from many different suppliers can be found at:  
<http://www.opcfoundation.org/>

WinCC Advanced supports the standards:

- OPC Data Access 2.05a
- OPC UA Data Access 1.01
- OPC XML Data Access 1.00 (client via DCOM/XML gateway)

Protocol	Description	PC interface
<b>Mitsubishi FX</b>	Channel for communication with Mitsubishi controllers via FX protocol The FX1N, FX2N controllers are supported	COM1/COM2
<b>Modbus TCP/IP</b>	Channel for communication with max. 4 x Modicon controllers via Ethernet TCP/IP using the Modbus TCP/IP protocol The Quantum, Momentum, Premium, TSX Micro, Compact and M340 controllers are supported	CP 1612 A2
<b>Modbus RTU</b>	Channel for communication with Modicon controllers via the Modbus RTU protocol The Quantum, Momentum, and Compact controllers are supported	COM1/COM2
<b>Omron Link / Multi Link</b>	Channel for communication with Omron controllers via the Link/Multi protocol The CP1x, CJ1x, CJ2H, CS1x, and CP2MC controllers are supported	COM1/COM2
<b>Cross-vendor</b>		
<b>OPC client <sup>1) 4)</sup> for OPC DA, OPC UA DA, XML DA</b>	Channel for OPC communication, WinCC can acquire data from OPC server applications	CP 1612 A2
<b>OPC server for OPC DA</b>	Server applications for OPC communication; WinCC provides process data to OPC clients	CP 1612 A2

- <sup>1)</sup> HTTP and OPC communication can be used in combination with the other couplings; regarding SIMATIC Panels that support HTTP or OPC communication, see the overview under "System interfaces (WinCC V11)".
- <sup>2)</sup> "SINUMERIK Operate WinCC RT Advanced" license required; for further information, see NC 60 Catalog.
- <sup>3)</sup> For detailed information regarding supported controllers, see "System interfaces (WinCC V11)".
- <sup>4)</sup> Application note:  
Parallel use of the OPC client channel allows, for example, connection to an SNMP OPC server for visualization of the data present there. The SNMP OPC server enables monitoring of any network components (e.g. switches) that support the SNMP protocol. Further information can be found under SIMATIC NET communications systems/SNMP OPC server.

## HMI Software

HMI Software in the TIA Portal  
SIMATIC WinCC (TIA Portal) Runtime

### WinCC Runtime communication

#### Overview (continued)

##### Communication – SIMATIC WinCC Runtime Professional

WinCC Professional is an open process visualization system and offers the option of connecting the most diverse control systems.

##### Released communication software

Only communication software with the listed (or higher) product versions should be used. Corresponding SIMATIC NET upgrades are available for the upgrading of older versions.

##### Number of connectable controllers

With CP 1613 A2/CP 1623, a maximum of 64 S7 controllers can be connected via Industrial Ethernet; with CP 5612/CP 5622 a maximum of 8 and with CP 5613 A3 a maximum of 44 S7 controllers via PROFIBUS. With approx. 10 or more controllers, the use of Industrial Ethernet is recommended.

##### Client-server communication

Communication between the clients and the server is implemented using the TCP/IP protocol. The construction of a separate PC-LAN is recommended. For small projects with correspondingly small message frame advent, a SIMATIC NET Industrial Ethernet can be used for both process communication (WinCC/server ↔ PLC) and for PC-PC communication (WinCC/client ↔ WinCC/server)

##### Connection to third-party controllers

The following "Connection overview" table includes lists of third-party protocols and controllers which are directly supported by WinCC Professional. Generally it is also possible to connect third-party controllers via OPC (OLE for Process Control).

Current notes and information about OPC servers from many different suppliers can be found at:

<http://www.opcfoundation.org/>

WinCC Professional supports the standards:

- OPC Data Access 2.05a
- OPC Data Access 3.00
- OPC UA Data Access 1.01
- OPC XML Data Access 1.00
- OPC HDA 1.20
- OPC A&E 1.10

##### Coupling overview for WinCC Runtime Professional

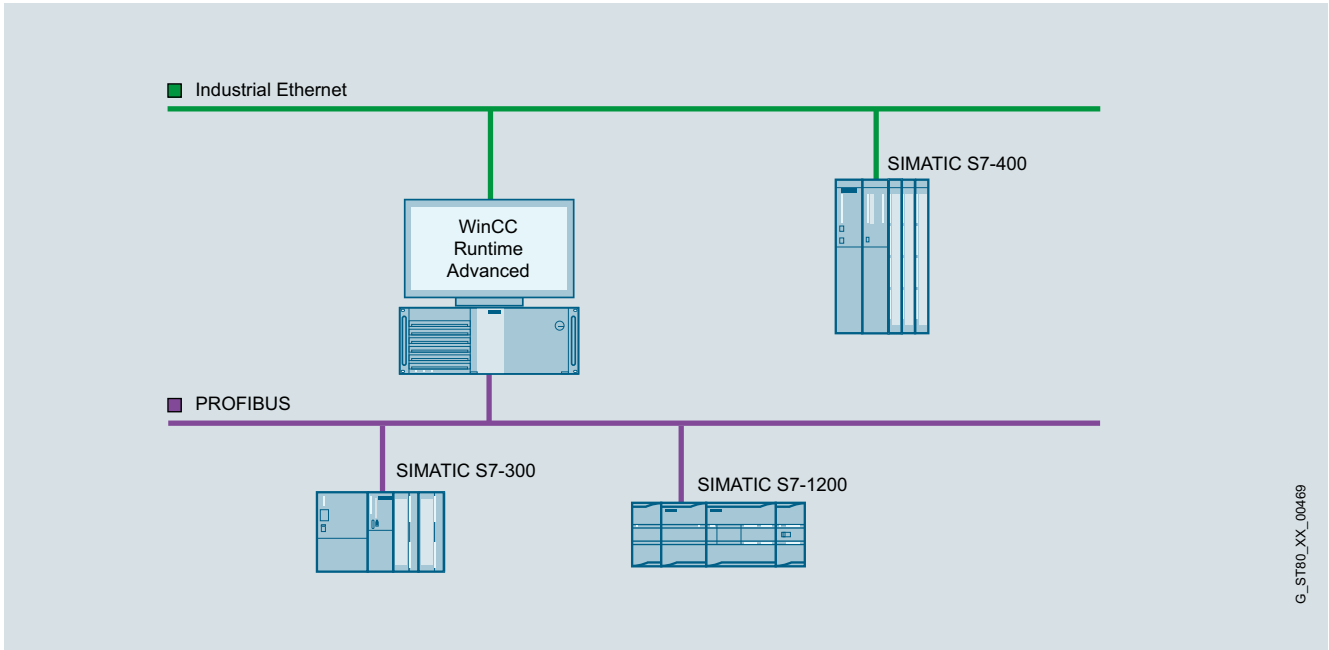
Protocol	Description	PC interface
<b>SIMATIC S7</b>		
<b>SIMATIC S7</b>	Protocol Suite with channel units for communication with SIMATIC S7 via <ul style="list-style-type: none"> <li>• Ethernet TCP/IP (S7 communication) to S7-1200, S7-1500, S7-300, S7-400</li> <li>• MPI, PROFIBUS (S7 communication) to S7-1200 with CM 1243-5 (DP master), S7-1500, S7-300, S7-400</li> <li>• Software interface (S7 communication) to Win AC</li> </ul>	CP 5612 CP 5622 CP 5711 CP 5613 A3 CP 5623
<b>Non-Siemens controllers (WinCC V11.0 and higher)</b>		
<b>Allen Bradley Ethernet IP</b>	Channel for communication with Allen Bradley controllers via Ethernet TCP/IP with Ethernet IP protocol The ControlLogix / CompactLogix, SLC500 / MicroLogix, and PLC5 controllers are supported	CP 1612 A2
<b>Mitsubishi MC TCP/IP</b>	Channel for communication with Mitsubishi controllers via Ethernet TCP/IP with Mitsubishi MC TCP/IP protocol The FX3, Q, and iQ/QnUD controller series are supported	CP 1612 A2
<b>Modbus TCP/IP</b>	Channel for communication with Modicon controllers via Ethernet TCP/IP using the Modbus TCP/IP protocol The Quantum, Momentum, Premium, TSX Micro, Compact and M340 controllers are supported	CP 1612 A2
<b>Cross-vendor</b>		
<b>OPC client <sup>1)</sup> for OPC DA, OPC XML DA</b>	Channel for OPC communication, WinCC can acquire data from OPC server applications	CP 1612 A2
<b>OPC server for OPC DA, OPC UA DA, OPC XML DA, OPC A&amp;E, OPC HDA</b>	Server applications for OPC communication; WinCC provides process data to OPC clients	CP 1612 A2

##### <sup>1)</sup> Application note:

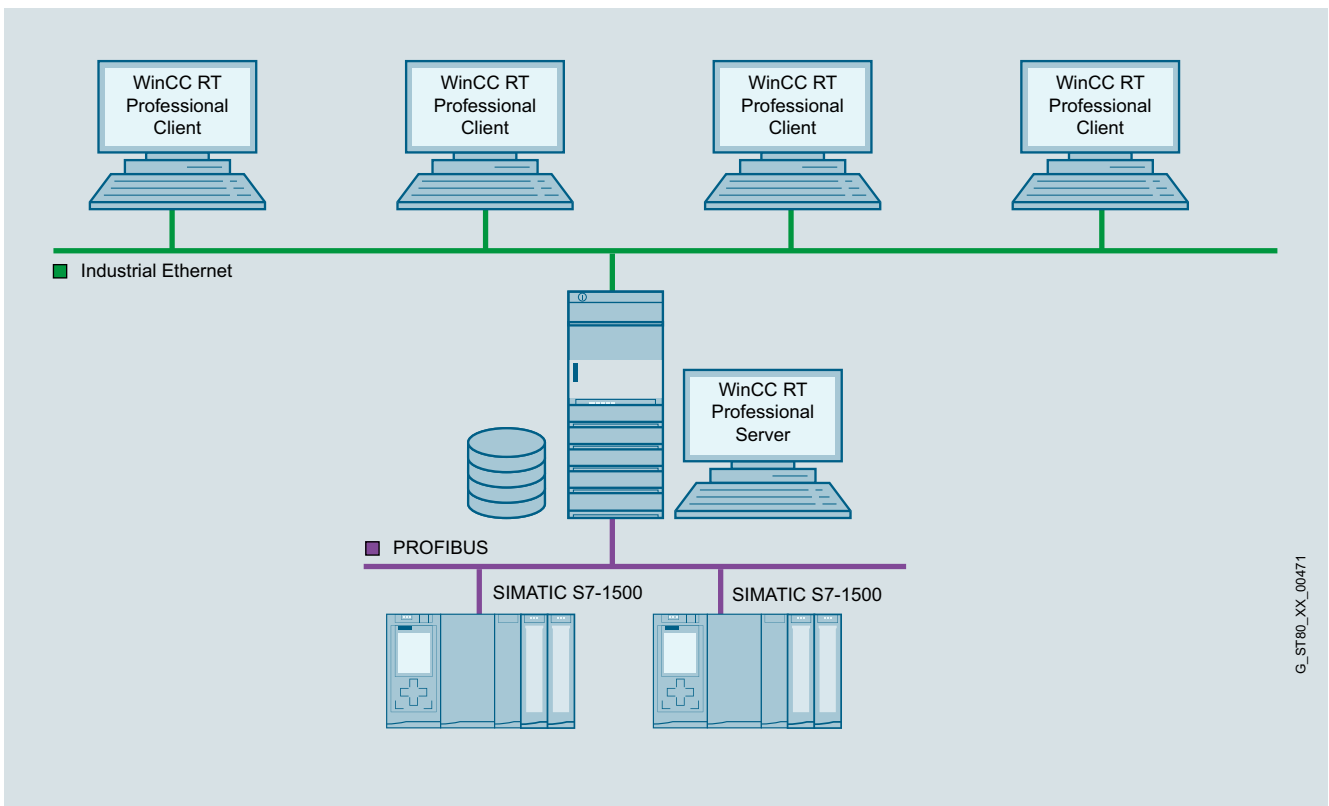
Parallel use of the OPC client channel allows, for example, connection to an SNMP OPC server for visualization of the data present there. The SNMP OPC server enables monitoring of any network components (e.g. switches) that support the SNMP protocol. Further information can be found under SIMATIC NET communications systems/SNMP OPC server.

**Overview** (continued)

**Communications examples**



WinCC Runtime Advanced single-user system



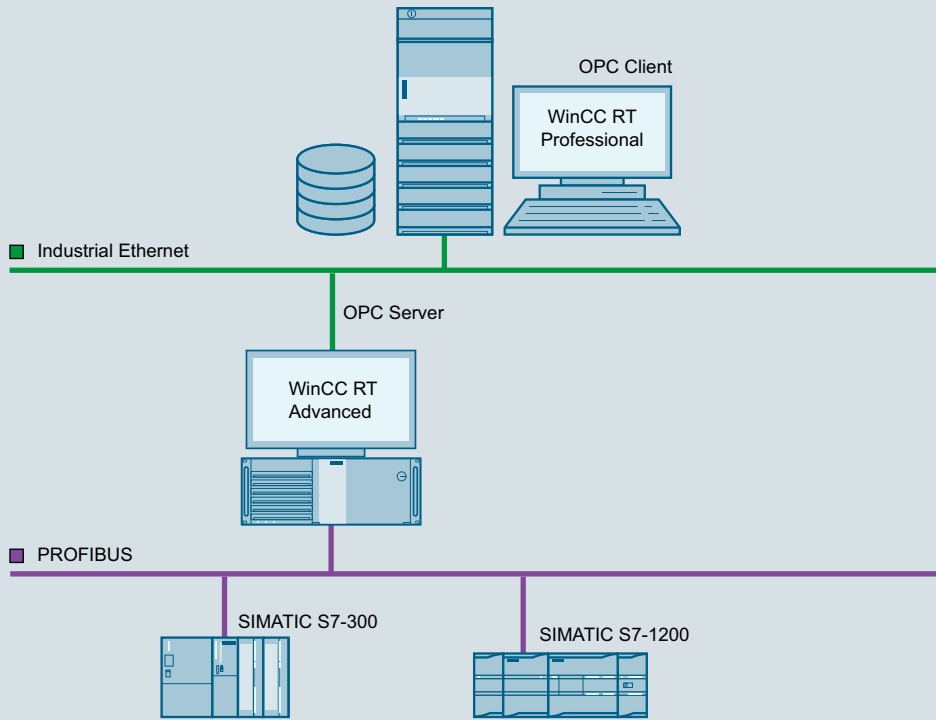
WinCC Runtime Professional multi-user system with operable server

# HMI Software

HMI Software in the TIA Portal  
SIMATIC WinCC (TIA Portal) Runtime

## WinCC Runtime communication

### Overview (continued)



G\_ST80\_XX\_00470

OPC coupling

3

Ordering data	Article No.	Article No.
<b>SIMATIC WinCC (TIA Portal) Communication</b> <b>Communication via Industrial Ethernet TCP/IP</b> <b>CP 1612 A2</b> PCI card (32-bit) for connecting a PG/PC to Industrial Ethernet (10/100/1000 Mbps) with RJ45 connection via SOFTNET-S7 and SOFTNET PG. Software requirement: WinCC Runtime Advanced: No further installation is required (SOFTNET-S7) WinCC Runtime Professional: SOFTNET-S7 Lean (maximum of 8 connections) or SOFTNET-S7 (maximum of 64 connections) must be installed (SOFTNET-S7 Lean is included in the scope of supply of WinCC Runtime Professional)	<b>6GK1161-2AA01</b>	<b>CP 1613 A2</b> PCI card (32-bit) for connecting a PG/PC to Industrial Ethernet (communications software must be ordered separately) <b>SIMATIC NET HARDNET-IE S7 V15</b> Software for S7, open communication; OPC, PG/OP communication, project software; up to 120 connections; single license for one installation of runtime software, software and electronic manual on DVD; license key on USB stick; Class A <ul style="list-style-type: none"> <li>• Single license for 1 installation</li> <li>• Upgrade package for SIMATIC NET from Edition 2006</li> </ul>
<b>SIMATIC NET SOFTNET-IE S7 V15</b> Software for S7 and S5-compatible communication, incl. OPC server, PG/OP communication and NCM PC, up to 64 connections, single license for 1 installation, runtime software, software and electronic manual on CD-ROM, license key on USB stick, Class A <ul style="list-style-type: none"> <li>• Single license for 1 installation</li> <li>• Upgrade package for SIMATIC NET from Edition 2006</li> </ul>	<b>6GK1704-1CW15-0AA0</b> <b>6GK1704-1CW00-3AE0</b>	<b>CP 1623</b> PCI Express X1 card (32-bit) for connection of PG/PC to Industrial Ethernet (communications software must be ordered separately) <b>Communication via PROFIBUS</b> <b>USB A2 PC adapter</b> Can be used under Windows XP, Windows 7 32/64-bit <b>CP 5612</b> PCI card (32-bit) for connecting a PG/PC to PROFIBUS (communications software included in the WinCC basic package)
<b>SOFTNET-IE S7 Extended V15</b> Software for S7-, S5-compatible communication, OPC; PG/OP communication, proj. SW up to 255 connections (S7) or 512 connections (S7-1200/S7-1500); single license for 1 installation	<b>6GK1704-1BW15-0AA0</b>	<b>CP 5622</b> PCI Express X1 card (32-bit) for connection of PG/PC to PROFIBUS (communications software included in WinCC basic package)
<b>SIMATIC NET SOFTNET-IE S7 LEAN V15</b> (included in the scope of supply of WinCC Runtime Professional) Software for S7-compatible and S5-compatible communication incl. OPC server, PG/OP communication and NCM PC, up to 8 connections, single license for one installation of runtime software, software and electronic manual on CD-ROM, license key on USB stick; Class A <ul style="list-style-type: none"> <li>• Single license for 1 installation</li> <li>• Upgrade package for SIMATIC NET from Edition 2006</li> </ul>	<b>6GK1704-1LW15-0AA0</b> <b>6GK1704-1LW00-3AE0</b>	<b>CP 5711</b> USB adapter (USB V2.0) for connecting a PG/notebook to PROFIBUS or MPI (communications software included in WinCC Basic package) <b>CP 5613 A3</b> PCI Card (32-bit) for connecting a PC to PROFIBUS (communications software must be ordered separately) <b>CP 5623</b> PCI Express X1 card (32-bit) for connection of PG/PC to Industrial Ethernet (communications software must be ordered separately)
		<b>6GK1161-3AA01</b> <b>6GK1716-1CB15-0AA0</b> <b>6GK1716-1CB00-3AE0</b> <b>6GK1162-3AA00</b> <b>6GK1571-0BA00-0AA0</b> <b>6GK1561-2AA00</b> <b>6GK1562-2AA00</b> <b>6GK1571-1AA00</b> <b>6GK1561-3AA02</b> <b>6GK1562-3AA00</b>

## HMI Software

### HMI Software in the TIA Portal

#### SIMATIC WinCC (TIA Portal) options

##### Overview

##### **Options for SIMATIC Panels, SIMATIC WinCC Runtime Advanced and SIMATIC WinCC Runtime Professional**

###### SIMATIC ProDiag

- Fully-integrated TIA solution for machine and plant diagnostics
- Saves the need for programming diagnostics in the CPU during the engineering phase and provides support for troubleshooting directly on the HMI without an engineering system using diagnostic overviews and PLC code

###### SIMATIC Logon

- Creates user administration on a central computer to which one or more WinCC stations can be connected over Ethernet.
- With each user logon/logoff on one of the connected stations, SIMATIC Logon checks whether a user password has been created and that the required privileges exist.
- SIMATIC Logon supports the user in combination with the Audit option in meeting requirements in accordance with FDA 21 CFR Part 11 and EU178.

##### **Options for SIMATIC WinCC Runtime Advanced and SIMATIC WinCC Runtime Professional**

###### SIMATIC WinCC Logging

- Logging of messages and process values
- Online evaluation of process value logs and alarm logs
- Evaluation of process value and alarm logs using standard MS tools such as Excel

###### SIMATIC WinCC Recipes

- Generation and management of data records for machine or production data
- Display or entry of data records via a configurable screen object or via process pictures distributed within the project
- Transmission of data records from or to the controller
- Import/export of data records for further processing with other tools (e.g. MS Excel)

##### **Options for SIMATIC Panels and SIMATIC WinCC Runtime Advanced**

###### SIMATIC WinCC Audit

- Recording of operator actions in an audit trail
- Electronic signature for important user actions relevant to production
- Audit supports users in meeting special quality requirements, e.g.
  - Production plants requiring validation according to FDA 21 CFR Part 11
  - In respect of traceability according to EU 175/2002 (EU directive)

###### SIMATIC WinCC Sm@rtServer

- Flexible solution for location-independent access to HMI systems
- Remote maintenance of machines and plants via the Internet/intranet
- Reduced downtimes for machines and plants due to direct remote access
- Flexible solution for location-independent access to machines and plants



**Overview** (continued)**Options for SIMATIC WinCC Runtime Professional**SIMATIC WinCC DataMonitor

- Display and analysis of current process states and historical data on office PCs with standard tools.
- Information can be individually compiled online during runtime via the Internet/intranet.

WinCC IndustrialDataBridge for WinCC Runtime Professional (V13 SP1 and higher)

Using the SIMATIC WinCC IndustrialDataBridge, communication links between different data sources and data destinations can be created by means of simple configuration/parameter assignment.

The WinCC IndustrialDataBridge can either be integrated into WinCC or used as a stand-alone application (not in conjunction with WinCC).

SIMATIC Information Server 2014 SP3

The SIMATIC Information Server 2014 SP3 is an open, web-based reporting system for interactive areas. Reports can be used in Internet Explorer, for Excel, Word or PowerPoint, as well as for Adobe Reader (pdf). The SIMATIC Information Server has access to archived process values and messages, and can be used either directly in conjunction with WinCC / WinCC/RT Professional / PCS7 OS as well as with SIMATIC Process Historian 2014.

For more detailed information on the SIMATIC Information Server and Article No.'s, see SCADA System SIMATIC WinCC.

SIMATIC Process Historian 2014

The SIMATIC Process Historian 2014 is a powerful, long-term archive server solution that stores the WinCC process values and messages in a central database. The system offers full scalability for performance and scope. It records and stores data from one or more WinCC, WinCC/RT Professional and PCS 7 projects.

The number of connected single stations, servers, or redundant server pairs is unrestricted. SIMATIC Process Historian is designed for use throughout your plant, and is positioned below the corporate management level (ERP, MES).

For more detailed information on the SIMATIC Process Historian and Article No.'s, see SCADA System SIMATIC WinCC.

SIMATIC WinCC Redundancy

For configuring a high-performance, fail-safe, client-server system. One WinCC/Redundancy package is required for each redundant pair of servers.

SIMATIC WinCC Server and SIMATIC WinCC Client

For setting up a high-performance client-server system

- A number of coordinated HMI stations can be operated in a single group with networked automation systems
- Client/server solution:
  - One server supplies up to 32 connected clients with process and archive data, messages, screens and reports.

SIMATIC WinCC WebNavigator

- Operator control and monitoring of plants via the Internet or the in-house intranet/LAN
- Web Client permits the operator control and monitoring of a current WinCC Runtime Professional project via an Internet browser with ActiveX support

SIMATIC WinCC WebUX

- Mobile operator control and monitoring via the Internet or the in-house intranet/LAN, using commercially available mobile devices.
- Platform and browser can be used independently on HTML5-capable and SVG-capable data terminal equipment without installation on the client.

**Overview of the individual options**

Options	WinCC RT Advanced	WinCC RT Professional	SIMATIC Panels
<b>SIMATIC ProDiag</b>	•	•	•
<b>SIMATIC Logon</b>	•	•	•
<b>WinCC Logging</b>	•	•	• 1)
<b>WinCC Recipes</b>	•	•	• 1)
<b>WinCC Audit</b>	•	-	•
<b>WinCC Sm@rtServer</b>	• 1)	-	• 1)
<b>WinCC DataMonitor</b>	-	•	-
<b>WinCC IndustrialDataBridge</b>	-	•	-
<b>SIMATIC Information Server</b>	-	•	-
<b>SIMATIC Process Historian</b>	-	•	-
<b>WinCC Redundancy</b>	-	•	-
<b>WinCC Server/WinCC Client</b>	-	•	-
<b>WinCC WebNavigator</b>	-	•	-
<b>WinCC WebUX</b>	-	•	-

- possible

1) integrated in basic system

<http://www.siemens.com/wincc-tia-portal-options>

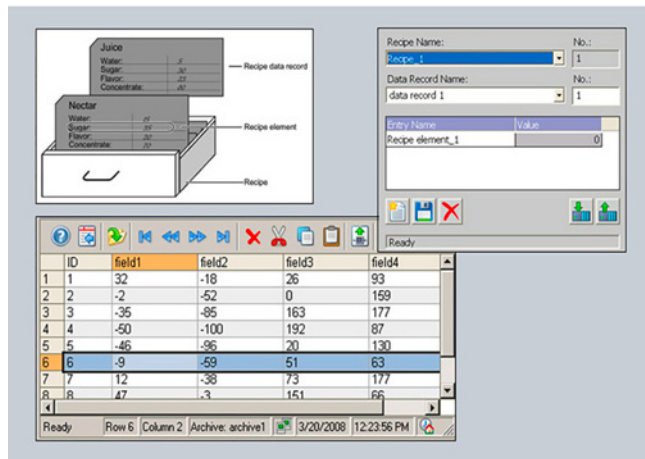


## HMI Software

HMI Software in the TIA Portal  
SIMATIC WinCC (TIA Portal) options

### WinCC Recipes

#### Overview



- Option for SIMATIC WinCC Runtime Advanced and WinCC Runtime Professional for managing data records in recipes that contain related machine or production data
- The data in a data set can be transferred, for example, from the control unit to the PLC to switch production to a different product variant
- Licensing:
  - SIMATIC Panels / Multi Panels / Comfort Panels:  
No license is required.
  - WinCC Runtime Advanced:  
One license is required per operator station
  - WinCC Runtime Professional:  
A license is only required on the server (or single-user system).

#### Benefits

- Generation and management of machine parameters and production data on the basis of data records, and exchange with the automation device, e.g. with the machine.
- Clear tabular representation of the data elements with the aid of a configurable screen object, or depiction in technological relationships across several process screens.
- Simple operator guidance through standard functions.
- Export/import of data records for further processing with other tools (e.g. MS Excel).

#### Function

- Input of data records (e.g. operating parameters of a machine, production data for a plastics machine) on the HMI device as well as their storage and transfer to the control
- Display or entry of data records via a configurable screen object or via several process screens distributed within the project
- The data record elements are coupled with the process via a direct tag connection
- Transmission of data records from or to the controller
- Powerful interfaces enable a synchronized data exchange with the controller.
- Storage of data records on local data carriers or on remote data servers via networks
- Logging of data records, e.g. as batch report/shift report
- User-friendly and flexible management of data records by powerful standard functions

The recipes and the associated data records are created using a separate, user-friendly WinCC Engineering editor and data is pre-assigned to them. A configurable table object is used for displaying the data at runtime. Furthermore, the individual data record elements can also be displayed directly based on standard input/output fields across several process screens. In this way, the data in technological views can be presented clearly to the operator.

Import and export functions support the importing and exporting of data via external applications (e.g. MS Excel).

#### Technical specifications

WinCC Recipes for Runtime Advanced	
	The values specified are maximum values
Number of recipes	1 000
Number of elements per recipe <sup>1)</sup>	2 000
User data length in KB per data record	256
Number of data records per recipe	5 000

<sup>1)</sup> When using arrays, each array element represents a recipe element

WinCC Recipes for Runtime Professional	
	The values specified are maximum values
Number of recipes	1 000 <sup>2)</sup>
Number of elements per recipe <sup>1)</sup>	500 <sup>3)</sup>
User data length in KB per data record	3 000 <sup>3)</sup>
Number of data records per recipe	3 000 <sup>2)</sup>

<sup>2)</sup> Limited by system resources.

<sup>3)</sup> The product of the number of recipe elements and the number of data records must not exceed a value of 320 000.

#### Ordering data

#### Article No.

##### SIMATIC WinCC Recipes for Runtime Advanced <sup>4)</sup>

- Single license, license key only on USB flash drive
- Download <sup>5)</sup>  
Single license, license key download only  
Email address required for delivery

**6AV2107-0JA00-0BB0**

**6AV2107-0JA00-0BH0**

##### SIMATIC WinCC Recipes + Logging for Runtime Advanced <sup>4)</sup>

- Single license, license key only on USB flash drive
- Download <sup>5)</sup>  
Single license, license key download only  
Email address required for delivery

**6AV2107-0HA00-0BB0**

**6AV2107-0HA00-0BH0**

##### SIMATIC WinCC Recipes for Runtime Professional <sup>4)</sup>

- Single license, license key only on USB flash drive
- Download <sup>5)</sup>  
Single license, license key download only  
Email address required for delivery

**6AV2107-0JB00-0BB0**

**6AV2107-0JB00-0BH0**

<sup>4)</sup> One license is required for each operator console. A license is not required for the engineering system for configuring the runtime option.

<sup>5)</sup> Current information and availability regarding the new delivery form can be found at: <http://www.siemens.com/tia-online-software-delivery>

#### More information

More information is available at:

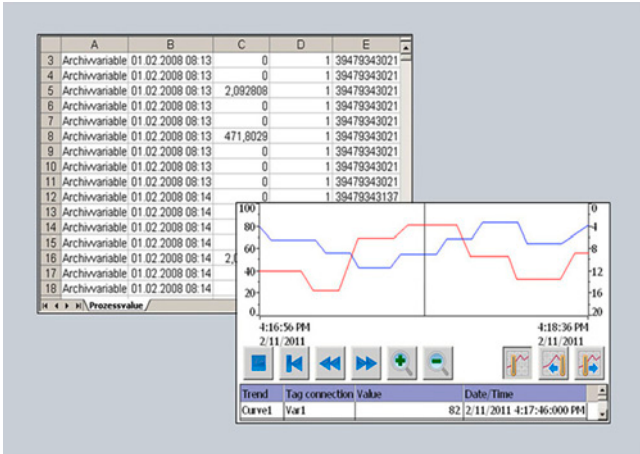
<http://www.siemens.com/wincc-recipes-tia-portal>

## HMI Software

HMI Software in the TIA Portal  
SIMATIC WinCC (TIA Portal) options

### WinCC Logging

#### Overview



- Option for SIMATIC WinCC Runtime Advanced and WinCC Runtime Professional for logging process values and alarms
- Logging of process values and alarms supports the acquisition and processing of process data from an industrial plant or machine. Evaluation of the logged process data provides information about the operating states of the plant or machine
- Licensing:
  - SIMATIC Panels / Multi Panels / Comfort Panels: No license is required.
  - WinCC Runtime Advanced: One license is required per operator station
  - WinCC Runtime Professional: 500 Logging Tags are already included in the basic package. The number of Logging Tags can be increased by means of additional licenses

#### Benefits

- Alarm and process value logs enable predictive diagnostics, which avoids downtimes
- Early detection of danger and fault conditions
- Increase of the product quality and the productivity thanks to regular analysis of the alarm and process value logs

#### Application

- Transfer of the logs for evaluation and long-term archiving
- Detection of recurring error states
- Optimization of maintenance cycles
- Ensuring the quality standards
- Quality assurance and checking the utilization of production sequences
- Documentation of process sequences

#### Function

- Time-controlled as well as manual or process-controlled swapping out of process data and alarms for long-term archiving
- During runtime, swapped out data are read in and selectively analyzed using WinCC Runtime Professional
  - Presentation and evaluation of archived process data based on a configurable trend display. Reading of the values is facilitated by a read line.
  - Presentation and evaluation of archived alarms based on a configurable alarm view.
  - User-friendly navigation in the logs
- External evaluation of the logs using MS standard tools
- Various log types are supported: sequence and circular logs
- Logging of process values and alarms on external, Windows-supported storage media
  - SIMATIC Panels and WinCC Runtime Advanced: CSV files, RDB files, Microsoft SQL Server via ODBC
  - WinCC Runtime Professional: Microsoft SQL Server 2005
- Powerful standard functions permit user-friendly and flexible utilization of the logs

## Technical specifications

WinCC Logging for Runtime Advanced	
	The values specified are maximum values
Number of logs	100
Archivable data	Process values, alarms
Cyclical trigger for archiving process values (variables)	1 s
Max. number of entries per log (incl. sequence log)	500.000 <sup>1)</sup>
Log types	Circular logs, sequence logs (max. 400 per log)
Data storage format	CSV (Comma Separated Variable), RDB (Runtime Data Base), Microsoft SQL database (database not included in scope of delivery)

<sup>1)</sup> Dependent on memory medium used

WinCC Logging for Runtime Professional	
	The values specified are maximum values
Number of logs per single-user station/server	100
Archivable data	Process values, alarms
Measured values per second, max.	Server/single-user station: 5 000 per sec.
Log tags per single-user station/server	8.000 <sup>2)</sup>
Log types	Circular log with and without long-term logging
Data storage format	Microsoft SQL 2008 database

<sup>2)</sup> Dependent on the Logging PowerPack used for the log tags. 500 log tags are contained in the basis version.

## Ordering data

## Article No.

<b>SIMATIC WinCC Logging for Runtime Advanced <sup>3)</sup></b> <ul style="list-style-type: none"> <li>• Single license, license key only on USB flash drive</li> <li>• Download <sup>4)</sup> Single license, license key download only Email address required for delivery</li> </ul>	<b>6AV2107-0GA00-0BB0</b>  <b>6AV2107-0GA00-0BH0</b>
<b>SIMATIC WinCC Recipes + Logging for Runtime Advanced <sup>3)</sup></b> <ul style="list-style-type: none"> <li>• Single license per option, license key only on USB flash drive</li> <li>• Download <sup>4)</sup> Single license, license key download only Email address required for delivery</li> </ul>	<b>6AV2107-0HA00-0BB0</b>  <b>6AV2107-0HA00-0BH0</b>
<b>SIMATIC WinCC Logging for Runtime Professional 1500 Logging Tags</b> <ul style="list-style-type: none"> <li>• Single license, license key only on USB flash drive</li> <li>• Download <sup>4)</sup> Single license, license key download only Email address required for delivery</li> </ul>	<b>6AV2107-0GB00-0BB0</b>  <b>6AV2107-0GB00-0BH0</b>
<b>SIMATIC WinCC Logging for Runtime Professional 5 000 logging tags</b> <ul style="list-style-type: none"> <li>• Single license, license key only on USB flash drive</li> <li>• Download <sup>4)</sup> Single license, license key download only Email address required for delivery</li> </ul>	<b>6AV2107-0GD00-0BB0</b>  <b>6AV2107-0GD00-0BH0</b>
<b>WinCC Logging for Runtime Professional Powerpack 1 500 -&gt; 5 000 logging tags</b> <ul style="list-style-type: none"> <li>• Single license, license key only on USB flash drive</li> <li>• Download <sup>4)</sup> Single license, license key download only Email address required for delivery</li> </ul>	<b>6AV2107-2GD00-0BD0</b>  <b>6AV2107-2GD00-0BJ0</b>
<b>WinCC Logging Upgrade for SIMATIC WinCC Archives V7.0 (10 licenses)</b> <ul style="list-style-type: none"> <li>• Single license per option, license key only on USB flash drive</li> <li>• Download <sup>4)</sup> Single license, license key download only Email address required for delivery</li> </ul>	<b>6AV2107-4GX00-0BF0</b>

<sup>3)</sup> One license is required for each operator console. A license is not required for the engineering system for configuring the runtime option.

<sup>4)</sup> Current information and availability regarding the new delivery form can be found at: <http://www.siemens.com/tia-online-software-delivery>

## More information

More information is available at:

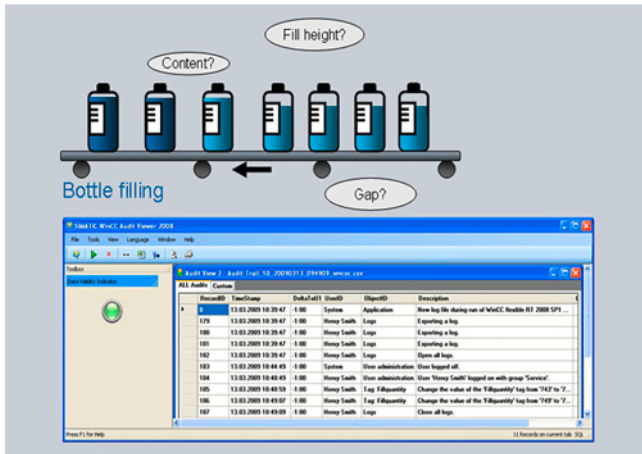
<http://www.siemens.com/wincc-logging-tia-portal>

## HMI Software

HMI Software in the TIA Portal  
SIMATIC WinCC (TIA Portal) options

### WinCC Audit

#### Overview



- Option for SIMATIC WinCC Runtime Advanced as well as SIMATIC Panels for recording operations in an audit trail, and electronic signature
- The audit trail is furnished with a security mechanism that displays subsequent manipulations.
- A user-friendly configuration function, which is included as standard in WinCC, is used to define the following:
  - Which user actions should be recorded in the audit trail during runtime
  - Which important operator actions during execution time require electronic signature/comments
- Available for the following SIMATIC HMI systems:
  - Comfort Panels
  - Mobile Panels
  - TP/OP 277
  - MP 277
  - MP 377
  - WinCC Runtime Advanced
- Licensing:
  - A license for SIMATIC WinCC Logging and SIMATIC WinCC Audit is required for every operator control unit (panel or PC).

#### Benefits

- Audit supports the user in meeting special quality requirements, e.g.
  - Production plant requiring validation according to 21 CFR Part 11 FDA <sup>1)</sup>
  - In respect of traceability according to EU 175/2002 <sup>2)</sup>
- The entries in the audit trail are uniquely assigned to users. This means that responsibilities are clearly identifiable.
- The audit trail, stored as a CSV file <sup>3)</sup>, can be checked via a security mechanism to find out if subsequent changes have been made.
- For particularly important user actions, e.g., starting production or loading new recipes, electronic signatures and comments can be configured and then called up and logged during runtime.

<sup>1)</sup> The FDA (Food and Drug Administration) is the American public health body

<sup>2)</sup> 21 CFR Part 11- law on plant validation

<sup>3)</sup> CSV Comma Separated Values

#### Technical specifications

WinCC Audit	
Storage location for Audit Trail when used on the Panel	Plug-in Flash memory card or via Ethernet in the higher-level PC
Storage location for Audit Trail when using WinCC Runtime Advanced	Local hard disk or via Ethernet in the higher-level PC
Execution platform	
SIMATIC Panels	Mobile Panel 277, TP/OP 277
SIMATIC Multi Panels	MP 277, MP 377
SIMATIC Comfort Panels	all
PC systems	SIMATIC WinCC Runtime Advanced

#### Ordering data

#### Article No.

##### SIMATIC WinCC Audit for SIMATIC Comfort/Mobile Panels

- Single license, license key only on USB flash drive
- Download<sup>4)</sup>  
Single license, license key download only  
Email address required for delivery

6AV2107-ORP00-0BB0

6AV2107-ORP00-0BH0

##### SIMATIC WinCC Audit for Runtime Advanced<sup>5)</sup>

- Single license, license key only on USB flash drive
- Download<sup>4)</sup>  
Single license, license key download only  
Email address required for delivery

6AV2107-ORA00-0BB0

6AV2107-ORA00-0BH0

<sup>4)</sup> Current information and availability regarding the new type of delivery can be found at: <http://www.siemens.com/tia-online-software-delivery>

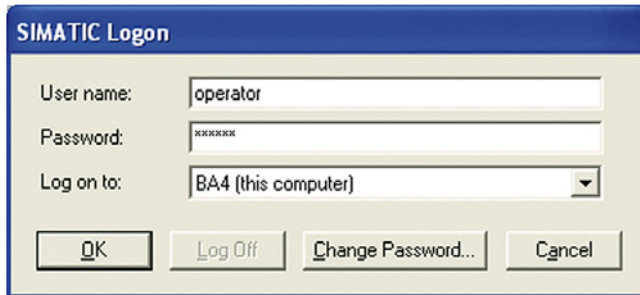
<sup>5)</sup> The following license is also required: SIMATIC WinCC Logging for Runtime Advanced

#### More information

More information is available at:

<http://www.siemens.com/wincc-audit-tia-portal>

#### Overview



- Option for connecting SIMATIC Panels and PCs with SIMATIC WinCC Runtime Advanced as well as WinCC Runtime Professional to a central user administration.
- Creates user administration on a central computer to which one or more panels or WinCC stations can be connected over Ethernet.
- With each logging-on/off of a user on one of the connected stations, SIMATIC Logon checks whether a user password has been created and that the required privileges exist.

#### **SIMATIC Logon for Panels and WinCC Runtime Advanced**

- All users of the SIMATIC Panels or WinCC Runtime Advanced stations can be managed plant-wide from a central location
- Supports the user in combination with the Audit option in meeting requirements in accordance with FDA 21 CFR Part 11 and EU 178.
- Licensing:  
SIMATIC Logon (basic license) and SIMATIC Logon Remote Access (3-pack license) for the connection of 3 panels or WinCC Runtime Advanced stations to a central user administration. Additional stations can be connected by using further SIMATIC Logon Remote Access licenses (3-pack/10-pack).

#### **SIMATIC Logon for WinCC Runtime Professional**

- All users of WinCC Runtime Professional can be managed plant-wide from a central location.
- The central user management with SL utilizes Windows mechanisms and must be installed on all participating WinCC Runtime Professional stations.
- Licensing  
SIMATIC Logon (basic license) is included in the basic package of WinCC Runtime Professional

#### Benefits

- Centralized configuration of all access authorizations of a distributed system avoids unnecessary travel times. Time-consuming multiple configurations for each individual local station become unnecessary. Accordingly, users can be easily configured from a central location.
- All access data apply throughout the plant on every connected station. Additional access data on local subsystems is no longer necessary.

#### Design

##### **SIMATIC Logon for Panels and WinCC Runtime Advanced**

SIMATIC Logon and SIMATIC Logon Remote Access are installed on a central station. The following Runtime stations are connected to the central station via the Ethernet network:

- PCs with WinCC Runtime Advanced
- SIMATIC Panels from the 177 series or higher (with Ethernet interface)
- SIMATIC Mobile Panels from the 177 series or higher (with Ethernet interface)
- SIMATIC Multi Panels
- SIMATIC Comfort Panels

##### **SIMATIC Logon for WinCC Runtime Professional**

The SIMATIC Logon can be used for the central user management of several WinCC Runtime Professional stations. Operation in a Windows Workgroup or even in a domain is possible.

## HMI Software

HMI Software in the TIA Portal  
SIMATIC WinCC (TIA Portal) options

### SIMATIC Logon

#### Function

Users receive a unique user ID, user name and password.

This information is encrypted and stored at a central point (for SIMATIC Logon in the Windows user management).

Functions such as changing the password, automatic log-off after a predefined time and lockout after several incorrect entries of a password ensure maximum security of operation.

In addition, SIMATIC Logon allows setting up new users online, plant-wide and across applications, or blocking of existing users. SIMATIC Logon also supports electronic signature.

#### Ordering data

#### Article No.

##### **SIMATIC Logon V1.5**

Basic license <sup>1)</sup>

For panels or WinCC Runtime Advanced stations, the corresponding number of additional SIMATIC Logon Remote Access licenses is required.

No SIMATIC Logon Remote Access licenses are required for WinCC Runtime Professional

**6ES7658-7BX51-0YA0**

##### **SIMATIC Logon Upgrade to V1.5**

**6ES7658-7BX51-0YE0**

##### **SIMATIC Logon Remote Access (3 clients)**

**6ES7658-7BA00-2YB0**

Remote Access for 3 clients; single license for 3 SIMATIC Logon Remote Access clients; the number of licensed clients is determined from the sum of the installed SIMATIC Logon Remote Access licenses.

##### **SIMATIC Logon Remote Access (10 clients)**

**6ES7658-7BB00-2YB0**

Remote Access for 10 clients; single license for 10 SIMATIC Logon Remote Access clients; the number of licensed clients is determined from the sum of the installed SIMATIC Logon Remote Access licenses.

<sup>1)</sup> SIMATIC Logon V1.5 included in scope of supply of WinCC Runtime Professional.

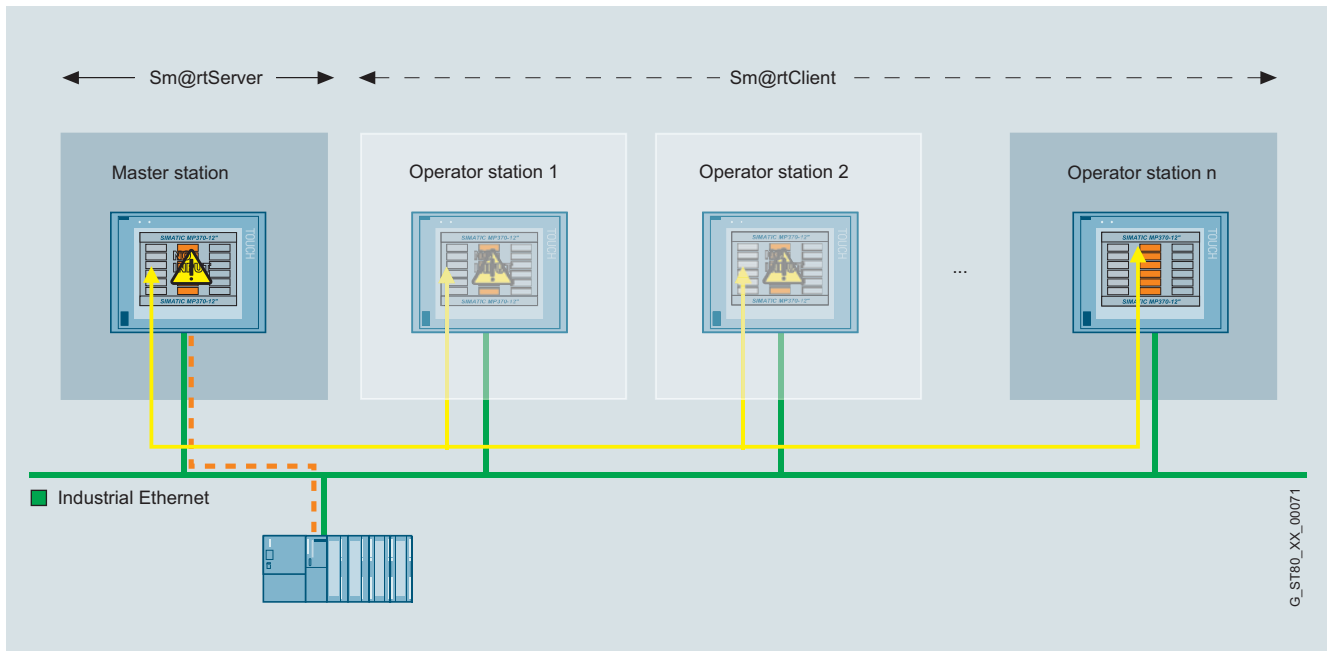
#### More information

More information is available at:

<http://www.siemens.com/simatic-logon>



## Overview



- Option for SIMATIC WinCC Runtime Advanced plus SIMATIC Panels for communication between various SIMATIC HMI systems.
- Available for the following SIMATIC HMI systems:
  - Basic Panels 2<sup>nd</sup> Generation (with Ethernet interface)
  - Comfort Panels
  - Mobile Panel 2<sup>nd</sup> Generation
  - WinCC Runtime Advanced
- A SIMATIC HMI system can be used to control or monitor another system remotely; entry level for client/server configurations for distributed operator stations or for solutions with head end or control room
- Local operation, visualization and data processing are as possible as plant-wide access to information. Integrated information flows ensure an overview of the status of all processes.

- Licensing:
  - The "SIMATIC WinCC Sm@rtServer for Panel" or "SIMATIC WinCC Sm@rtServer for Basic Panel" or "SIMATIC WinCC Sm@rtServer for Runtime Advanced" license must be installed on the server HMI device.
  - A separate license is no longer required for Comfort / Mobile Panels Version V14 or higher and for Runtime Advanced Version V14 SP1 or higher.
  - A license is not required for the engineering system for configuring the runtime option.

### Note:

When accessing the operator stations via the Sm@rtServer option, suitable protective measures (including IT security such as network segmentation) should be taken in order to ensure safe operation of the system.

Additional information on the topic of industrial security is available on the Internet at:

<http://www.siemens.de/industrialsecurity>

## Benefits

- Flexible solution for remote access to HMI systems
- Quick elimination of malfunctions or downtimes – thus increasing the productivity – through global access to machines/plants by the service and maintenance personnel.
- Avoidance of on-site service calls.



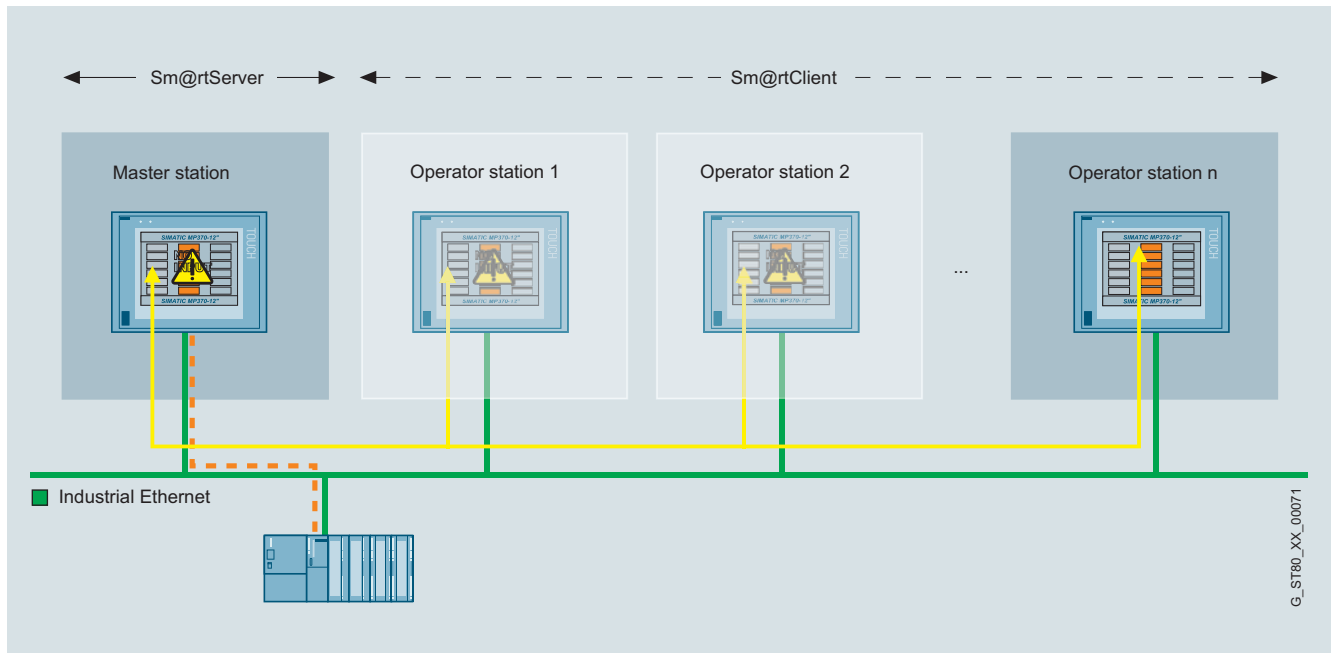
## HMI Software

HMI Software in the TIA Portal  
SIMATIC WinCC (TIA Portal) options

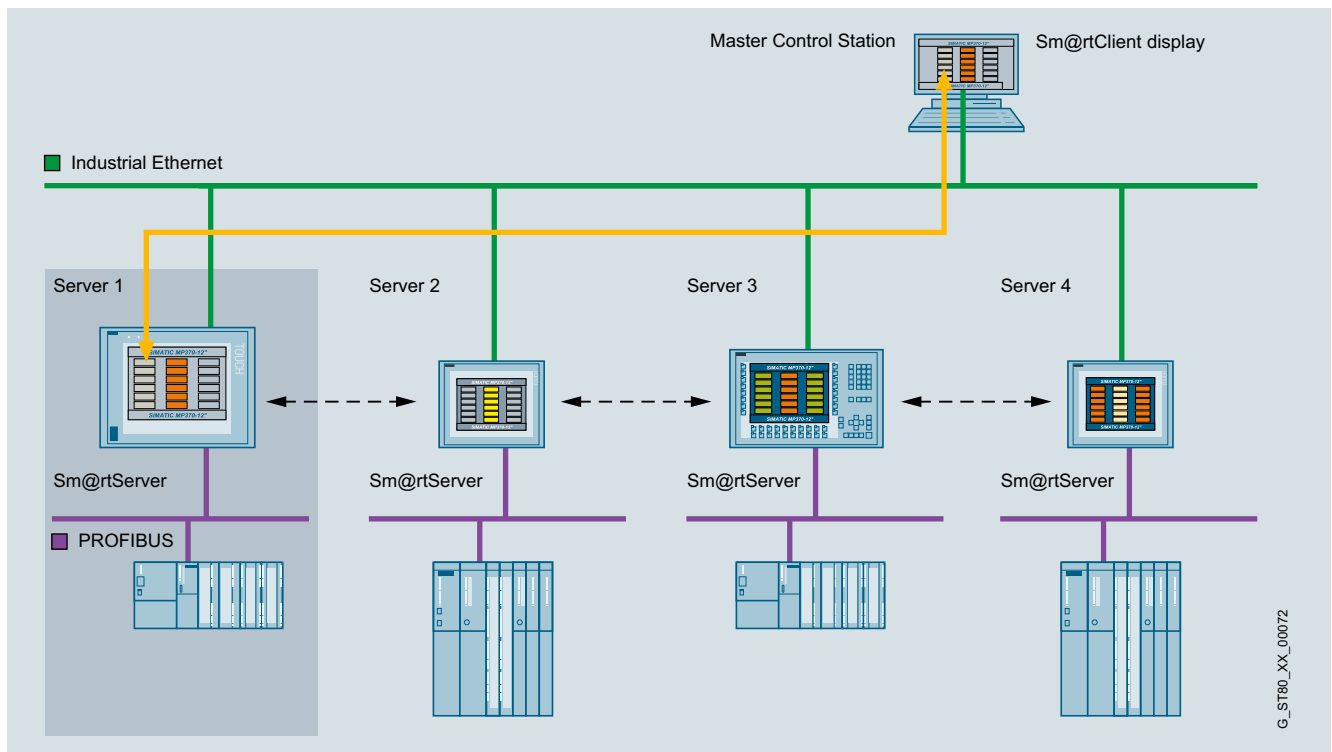
### WinCC Sm@rtServer

#### Application

- Operator control and monitoring of machines covering large areas with several operator stations by one operator.
- Operator control and monitoring of machine-level HMI systems from one central station (e.g. head-end station of a production line or from a control room)
- Remote maintenance and servicing of machines/plants over the Internet/Intranet

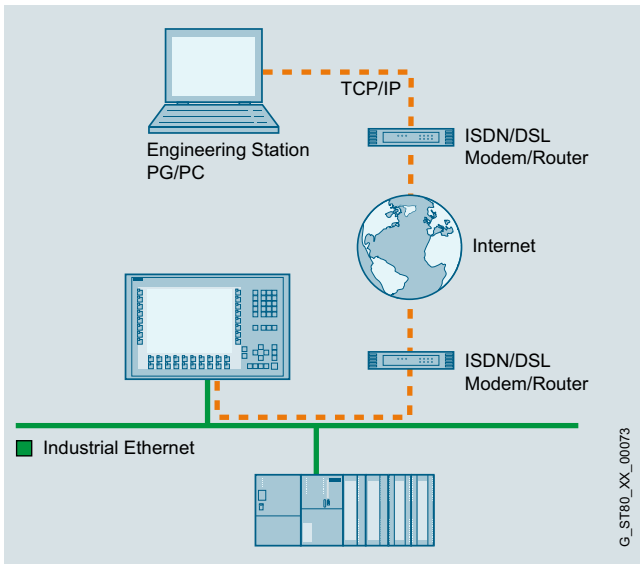


Application of the Sm@rtClient concept: Coordinated operation of several operator stations



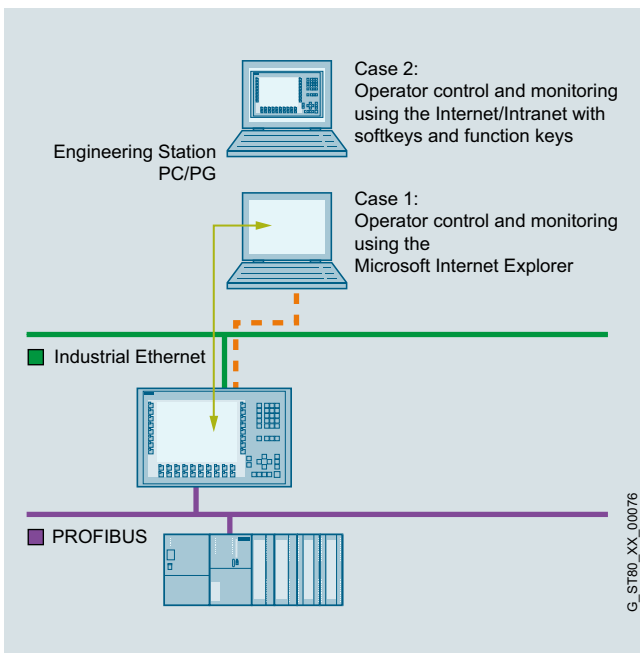
Use of the Sm@rtClient display: Operator control and monitoring of machine-level HMI systems from one central station

#### Application (continued)



G\_ST80\_XX\_00073

Remote operator control and monitoring of SIMATIC HMI systems using Industrial Ethernet and/or via the Intranet/Internet



G\_ST80\_XX\_00076

Remote operator control and monitoring of SIMATIC HMI systems using Industrial Ethernet and/or via the Intranet/Internet

#### Function

##### Coordinated operation of several operator stations:

- The HMI application and communication with the controller takes place via the master station. "Sm@rtClients" can be activated from here in the case of machines/plants with larger dimensions which require a larger number of operator panels. The Sm@rtClients are then provided with access to the master station and thus to the process. Access procedures guarantee that only one operator system can actively access the process at any given time.
- Embedded in process screens, a configurable screen object (Sm@rtClient display) represents the screen of the relevant HMI system (Sm@rtServer)
- Powerful standard functions permit user-friendly and flexible operation of the display

##### Remote control of an operating station:

- The HMI application and communication with the controller takes place via the HMI system. Using the Sm@rtServer, the HMI systems in the machines/systems can be serviced remotely. An access process ensures that only one operator (either locally at the machine or remotely via Internet Explorer) can actively access the process at one time.
- Microsoft Internet Explorer V6.0 SP1 or higher is sufficient for accessing an HMI system.

## HMI Software

HMI Software in the TIA Portal  
SIMATIC WinCC (TIA Portal) options

### WinCC Sm@rtServer

#### Technical specifications

WinCC Sm@rtServer	
	The values specified are maximum values
Execution platform	
SIMATIC Basic Panels 2 <sup>nd</sup> Generation	All devices with Ethernet interfaces
SIMATIC Comfort Panels	all
SIMATIC Panels	Mobile Panel 177 PN, Mobile Panel 277, TP/OP 177B PN/DP, TP/OP 277
SIMATIC Multi Panels	MP 177, MP 277, MP 377
PC systems	SIMATIC WinCC Runtime Advanced
Number of Sm@rtClients that can simultaneously connect to a Sm@rtServer	
SIMATIC Basic Panels 2 <sup>nd</sup> Generation	1 client
Comfort Panel, Mobile Panel 2 <sup>nd</sup> Generation as Sm@rtServer	2 clients for 4" devices 3 clients for 7", 9", 12" and 15" devices 2 clients for 19" devices 1 client for 22" devices
WinCC Runtime Advanced as Sm@rtServer	5 clients

#### Ordering data

#### Article No.

##### WinCC Sm@rtServer for SIMATIC Basic Panels <sup>1)</sup>

- Single license, license key only on USB flash drive
- Download <sup>2)</sup>  
Single license, license key download only, email address required for delivery

**6AV2107-0CR00-0BB0**

**6AV2107-0CR00-0BH0**

##### WinCC Sm@rtServer for SIMATIC Panels <sup>1) 3)</sup>

- Single license, license key only on USB flash drive
- Download <sup>2)</sup>  
Single license, license key download only, email address required for delivery

**6AV2107-0CP00-0BB0**

**6AV2107-0CP00-0BH0**

##### WinCC Sm@rtServer for Runtime Advanced <sup>1) 4)</sup>

- Single license, license key only on USB flash drive
- Download <sup>2)</sup>  
Single license, license key download only, email address required for delivery

**6AV2107-0CA00-0BB0**

**6AV2107-0CA00-0BH0**

<sup>1)</sup> The license must be installed on the Sm@rtServer HMI device. A license is not required for the engineering system for configuring the runtime option.

<sup>2)</sup> Current information and availability regarding the new delivery form can be found at: <http://www.siemens.com/tia-online-software-delivery>

<sup>3)</sup> The license is no longer required for version V14 or higher

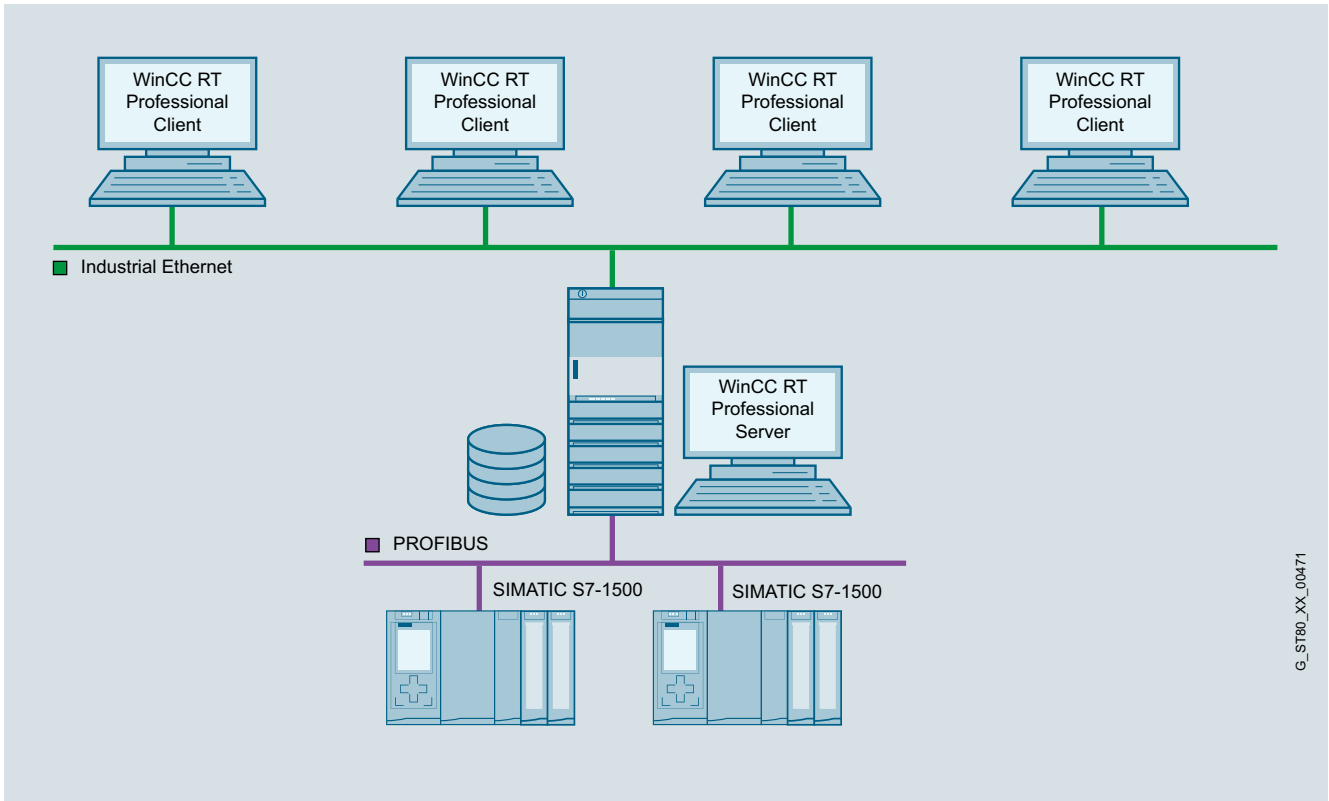
<sup>4)</sup> The license is no longer required for version V14 SP1 or higher

#### More information

More information is available at:

<http://www.siemens.com/wincc-smartserver-tia-portal>

## Overview



G\_STB0\_XX\_00471

WinCC TIA RT Professional - Multi-user system with operable server

- Option for SIMATIC WinCC Runtime Professional, which permits the configuration of a powerful client/server system
- One of the following operating systems must be available to install the option on the server:  
Windows Server 2003 R2 SP2, Windows Server 2008 SP2 or Windows XP Professional.  
When using Windows XP Professional, a maximum of 3 clients can be connected.
- A number of coordinated HMI stations can be operated in a single group with networked automation systems.
- Client/server solution: One server supplies up to 32 connected clients with process and archive data, alarms, screens and reports.
  - Requirement: Network connection (TCP/IP) between the server PC and the connected clients.
- Licensing:
  - A WinCC Runtime Professional license on the server with the appropriate number of PowerTags and the "WinCC Server for RT Professional" license.
  - The "WinCC Client for RT Professional" license on the clients.

## HMI Software

HMI Software in the TIA Portal  
SIMATIC WinCC (TIA Portal) options

### WinCC Server / WinCC Client

#### Benefits

- Integrated scalability from the single-user system to the client/server solution
- Considerably expanded quantity structure, relieves the load on the individual servers, and thus better performance through the distribution of the overall application or of the tasks among several servers

#### Application

In a complex plant, WinCC Runtime Professional can be configured as a distributed system depending on the requirements:

- Functional distribution (e.g. alarm server, log server, etc.), or
- Distribution corresponding to the physical plant structure (e.g. body-in-white, paint shop, etc.).

#### Function

All process data of a WinCC project is stored in different Runtime databases, e.g. alarms, trend values, etc. These Runtime databases are located on a central computer, the WinCC Server, instead on each HMI device. The operator stations, i.e. the WinCC Clients, then access the WinCC Server.

WinCC Clients and WinCC Server are independent systems. You can also connect WinCC Clients subsequently. Alternatively, you can activate and deactivate a project from a WinCC Client.

#### Ordering data

#### Article No.

##### **SIMATIC WinCC Server for Runtime Professional**

- Single license, license key only on USB flash drive

##### Download<sup>1)</sup>

- Single license, license key download only, email address required for delivery

**6AV2107-0EB00-0BB0**

**6AV2107-0EB00-0BH0**

##### **SIMATIC WinCC Client for Runtime Professional V15**

- Single license, license key on USB flash drive, software and documentation on DVD

##### Download<sup>1)</sup>

- Single license, software and license key download, email address required for delivery

**6AV2107-0DB05-0AA0**

**6AV2107-0DB05-0AH0**

##### **SIMATIC WinCC Client for Runtime Professional ASIA V15**

Single license, license key on USB flash drive, software and documentation on DVD

**6AV2107-0DB15-0AA0**

<sup>1)</sup> Current information and availability regarding the new type of delivery can be found at: <http://www.siemens.com/tia-online-software-delivery>

A license is not required for the engineering system for configuring the runtime option.

#### More information

More information is available at:

<http://www.siemens.com/wincc-server-tia-portal>

#### Overview

Option for SIMATIC WinCC (TIA Portal), supporting the parallel operation of two interfaced WinCC single-user systems or process data servers for mutual monitoring

If one of the two server PCs or one of the two WinCC stations fails, the second one will take over control of the entire system. Once the failed server or station is restored to operation, the contents of all the message and process value archives are copied to it.

One WinCC Redundancy package is required for each redundant pair of servers.

#### Benefits

- Increased system availability with gap-free data integrity
- Automatic switchover of the client when a server fails or the communication to the server fails
- Continuous operation and visualization through automatic switchover of the clients to the intact server
- Automatic synchronization of all archives in the background after a fault is cleared

#### Function

Normally, two WinCC stations or process data servers run in parallel. Each station has its own process connection and its own data archives. WinCC Redundancy ensures automatic matching of system and user archive data.

If one of the two server computers or WinCC stations fails, the second will take over the archiving of messages and process data, thereby ensuring seamless data integrity. In client/server mode, the clients are automatically switched from the failed server to the redundant partner. This ensures continuous plant visualization and operation on every operator station.

When the failed partner resumes operation, all process values, messages and data archived during the fail period are automatically matched with the partner. This process runs in the background and does not affect plant continuity. Once this is complete, two equivalent servers/stations will be available again.

Communication with the SIMATIC S7 PLC can also be configured with redundancy (an H Series SIMATIC S7 is required) by plugging in two communication modules and configuring two communication paths (S7-REDCONNECT software package). The use of failsafe H Series SIMATIC S7 PLCs can, if required, further increase availability at control level.

#### Ordering data

##### SIMATIC WinCC Redundancy for Runtime Professional

- Single license for 2 installations, license key on USB flash drive, software and documentation on DVD

Download <sup>1)</sup>

- Single license for 2 installations, license key download only, email address required for delivery

#### Article No.

6AV2107-0FB00-0BB0

6AV2107-0FB00-0BH0

<sup>1)</sup> Current information and availability regarding the new delivery form can be found at: <http://www.siemens.com/tia-online-software-delivery>

A license is not required for the engineering system for configuring the runtime option.

#### More information

More information is available at:

<http://www.siemens.com/wincc-redundancy-tia-portal>

## HMI Software

### TIA Portal options

#### SIMATIC Visualization Architect

##### Overview

##### **SIMATIC Visualization Architect**

###### Challenge:

- To standardize the user interfaces of the visualizations throughout the plant
- To significantly reduce the engineering costs for the generation of the visualizations

###### Solution:

- Automatic generation and creation of the visualizations, based on the program code of the controller and corresponding visualization objects as part of the system-wide library concepts.

##### Licensing

- The software can be installed on multiple computers. The number of existing licenses determines the number of computers on which the software can be used simultaneously (floating license).
- An upgrade to version V15 is offered for users of the previous version V14.
- A rental license is available for temporary use.
- A trial license is available for testing purposes.
- It is possible to conclude Software Update Service (SUS) contracts.

You can find more information on the Software Update Service, license types, online software delivery and handling your SW licenses with the Automation License Manager here:

<http://www.siemens.com/simatic-licenses>

##### Benefits

- Automatic creation of visualizations – drastic reduction of the engineering time
- Reduction of the commissioning times by the early detection and avoidance of faults
- Adaptation at the touch of a button to the visualizations on the basis of changes/adaptations in the control program

##### Function

- Integration in the TIA Portal V14 or higher
- Support of controllers:
  - S7-1200, S7-1500, ET200SP
- Support of HMI:
  - Basic Panels, Comfort Panels and Mobile Panels of the 2<sup>nd</sup> Generation
- Support of PC-based:
  - WinCC Runtime Advanced, WinCC Runtime Professional, S7-1500 Software Controller
- SiVArc is configured using rules (not programmed!)

##### Technical specifications

SIMATIC Visualization Architect	
Operating system requirements	In accordance with the requirements of the TIA Portal components: <ul style="list-style-type: none"> <li>• SIMATIC STEP 7 (TIA Portal)</li> <li>• SIMATIC WinCC Professional, Advanced, Comfort, Basic</li> </ul>
Supported STEP 7 version	SIMATIC STEP 7 V14
Supported WinCC versions	SIMATIC WinCC V14 Professional, Advanced, Comfort, Basic

##### Ordering data

##### Article No.

##### SIMATIC Visualization Architect V15

###### As package

- SIMATIC Visualization Architect V15
- SIMATIC Visualization Architect V15 Rental
- SIMATIC Visualization Architect V15 Trial  
Download in Customer Support Portal

**6AV2107-0PX05-0AA5**

**6AV2107-0PX05-0AA6**

**6AV2107-0PX05-0AA7**

###### Download <sup>1)</sup>

- SIMATIC Visualization Architect V15
- SIMATIC Visualization Architect V15 Rental

**6AV2107-0PX05-0AH5**

**6AV2107-0PX05-0AH6**

##### Upgrade SIMATIC Visualization Architect V14 -> V15

Engineering software in the TIA Portal  
Software and documentation on CD  
License key on USB flash drive  
Class A; 6 languages:  
en, de, fr, es, it, zh

- As package
- Download <sup>1)</sup>  
Email address required for delivery

**6AV2107-3PX05-0AA5**

**6AV2107-3PX05-0AH5**

<sup>1)</sup> For up-to-date information and download availability, see: <http://www.siemens.com/tia-online-software-delivery>

##### More information

For up-to-date information and availability, see:

<http://www.siemens.com/sivarc>

## Overview

The TIA Portal option ProDiag makes it possible to monitor a machine or plant and to intervene in the event of a fault. The monitoring messages which can be generated for the various faults provide specific information on the monitoring mode, location and cause of the fault. Information on troubleshooting can be provided in addition. Plant operators can then not only recognize faults, they can also identify any potential danger in advance and take appropriate countermeasures.

### Licensing

- The runtime license for controllers includes 250 monitoring operations for multiple CPUs or an unlimited number of monitoring operations for a single CPU. From FW 2.0 onwards, the software can run on S7-1500/ET 200SP CPUs regardless of the TIA Portal version.
- For the visualization of the messages, the controls are licensed according to the HMI runtime platforms.

You can find more information on the Software Update Service, license types, online software delivery and handling your SW licenses with the Automation License Manager here:

<http://www.siemens.com/simatic-licenses>

## Benefits

- Automatic code generation in the CPU
- Message texts are derived automatically from the information existing in the project
- Simple visualization on the HMI by means of prepared controls

## Application

SIMATIC ProDiag is the fully-integrated TIA solution for machine and plant diagnostics. It saves the need for programming diagnostics in the CPU during the engineering phase and provides support for troubleshooting on the HMI.

## Function

- Central, cycle-exact time stamping of the fault messages
- Automatic generation of the monitoring logic and message calls
- Automatic updating of the SIMATIC HMI when changing the message configuration for 3 languages
- HMI systems do not have to exit runtime mode in the event of changes
- Directly available in the language editors LAD, FBD, SCL and STL
- Monitoring can be parameterized at a later date on F blocks and know-how-protected blocks
- Central definition of message structure for the project

## Technical specifications

### Can be used for

SIMATIC ProDiag S7-1500	For all S7-1500 CPUs and ET 200SP CPUs with FW V2.0 and higher
-------------------------	--

### Ordering data

### Article No.

#### SIMATIC ProDiag for SIMATIC Comfort / Mobile Panels

Controls for SIMATIC WinCC as of V14.

- Package with data storage medium **6AV2107-0UP00-0BB0**
- Download incl. license key<sup>1)</sup>  
Email address required for delivery **6AV2107-0UP00-0BH0**

#### SIMATIC ProDiag for WinCC Runtime Advanced

Controls for SIMATIC WinCC as of V14.

- Package with data storage medium **6AV2107-0UA00-0BB0**
- Download incl. license key<sup>1)</sup>  
Email address required for delivery **6AV2107-0UA00-0BH0**

#### SIMATIC ProDiag for WinCC Runtime Professional

Controls for SIMATIC WinCC as of V14

- Package with data storage medium **6AV2107-0UB00-0BB0**
- Download incl. license key<sup>1)</sup>  
Email address required for delivery **6AV2107-0UB00-0BH0**

<sup>1)</sup> For up-to-date information and download availability, see: <http://www.siemens.com/tia-online-software-delivery>

## More information

### TIA Portal highlights

<http://www.siemens.com/tiaportal>

### Software download

For up-to-date information and download availability, see:

<http://www.siemens.com/tia-online-software-delivery>

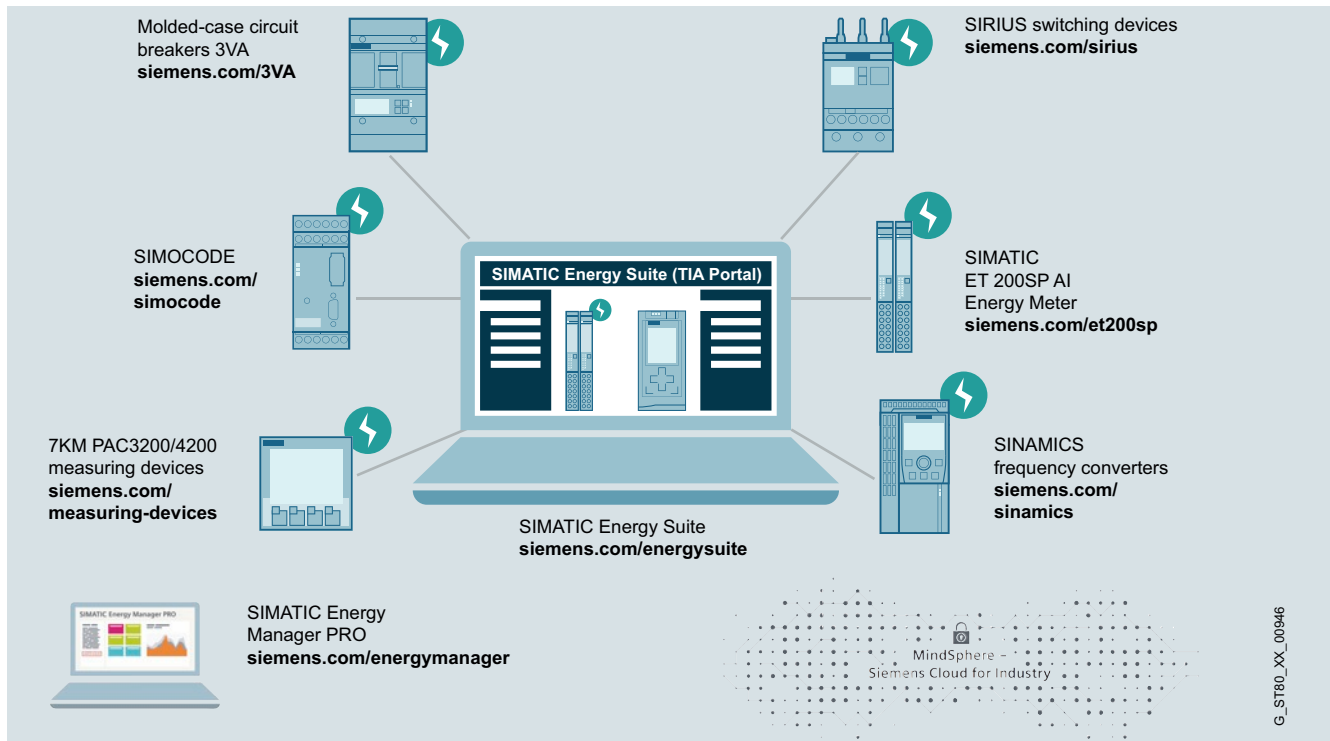


## HMI Software

Software for energy management

### Software for energy management

#### Overview



Energy Management, system overview

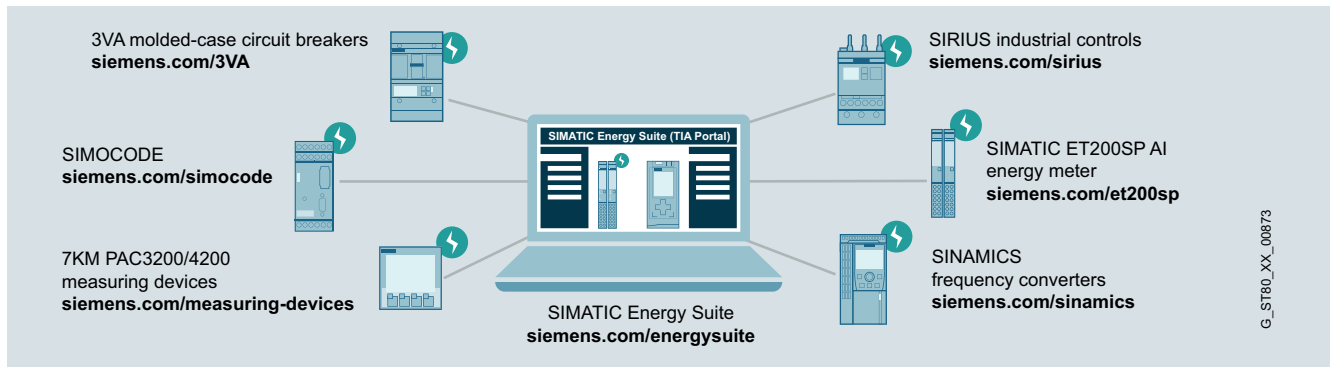
SIMATIC offers numerous reasons for corporate energy management in industrial plants.

However, there is one in particular: It makes an important contribution towards improving plant productivity.

This results in enhanced competitiveness. Energy management with SIMATIC makes energy flows transparent in production plants. This supports the analysis and derivation of energy saving potential.

The result: Permanently increased efficiency, higher productivity and an improved cost situation.

<http://www.siemens.com/simatic-energy-management>

**Overview**

**SIMATIC Energy Suite**

A high energy consumption and automated production are typical for many industries.

If you want to keep your energy costs under control in the long term and you are already focusing on the digital future, you will equip your plant with integrated energy measuring technology, thus anchoring your energy management in the automation of your production processes – which is where most energy is consumed.

SIMATIC Energy Suite as an integrated option for the TIA Portal efficiently links energy management with automation, thus creating energy transparency in the production system.

The considerably simplified configuration of energy measuring components from the SIMATIC, SENTRON, SINAMICS, SIRIUS and SIMOCODE product families significantly reduces configuration costs.

Due to the integrated interface to SIMATIC Energy Manager PRO, the recorded energy data can be seamlessly expanded into a cross-site energy management system. Companies can therefore additionally satisfy all required economic and energy management aspects – from the purchasing of energy and planning, right up to energy controlling.

Functional enhancement for energy efficiency evaluation of machines:

Especially for evaluation of the product-related energy efficiency of machines, the S7 instruction "Energy efficiency monitor for machines" extends the scope of the SIMATIC Energy Suite functions.

As part of the instruction library of STEP 7 (TIA Portal), the function can be integrated in the machine control system by the machine manufacturer.

By linking the energy consumption, the production counter and the operating state, easy evaluation of the energy efficiency is possible based on energy performance indicators (EnPI).

**Benefits**
Highlights:

- Integrated into the TIA Portal and automation
- Simple and intuitive configuration instead of complex manual programming
- Automatic generation of the PLC energy program for S7-1500 controllers
- User-friendly integration of measuring components from the Siemens portfolio and from other vendors
- Archiving in the tags archive of WinCC Professional or on the PLC-internal SIMATIC Memory Card
- Seamless connection to SIMATIC Energy Manager PRO
- Production-related and standardized determination of energy consumption in machines (in accordance with VDMA 34179)
- Easy integration into machine control system (S7-1500 / S7-1200) and on-site visualization of the efficiency status and the energy performance indicators (EnPI)
- Automatic long-term measurements (e.g. batch, layer)
- Creation of an efficiency log (.csv) for detailed evaluation and documentation

## HMI Software

### Software for energy management

#### SIMATIC Energy Suite

##### Design

SIMATIC Energy Suite consists of the following components:

##### Engineering components (TIA Portal):

- Adds new, integrated editors for configuration of the energy measurement points to the TIA Portal
- Includes S7 program generator for the automatic generation of the complete S7 program
  - For acquisition, processing, buffering and archiving (WinCC Professional or SIMATIC Memory Card) of the basic energy values relevant to billing (power rating and energy)
  - Also for the extended energy values (including voltage, current, frequency) for measuring devices that offer this function and are supported within the scope of the Energy Support Library (see below).

##### WinCC Runtime components (toolbox for WinCC Professional):

- Export tool for exporting the energy data archived periodically in WinCC Professional in Excel files
- Transfer tool for buffered communication of the periodic energy values relevant to billing from S7-1500 CPUs to the tag archive of WinCC Professional

##### S7 driver block library (Energy Support Library - EnSL):

- Contains S7 blocks for simplified communication with measuring components from the product families SIMATIC, SENTRON, SINAMICS, SIRIUS and SIMOCODE. Installation of the Energy Support Library (EnSL) enables the supported devices to be recognized by the Energy Suite. They can then be configured as energy data sources simply by selecting the devices – making complex communication programming unnecessary. Details on the currently supported devices can be found here: <http://www.siemens.com/energysuite-hardware>

##### Function

##### Simple configuration direct in the TIA Portal:

The SIMATIC Energy Suite is an option package for STEP 7 and WinCC (TIA Portal) which integrates new editors into the engineering HMI of the TIA Portal. These editors can be used to create and configure energy measuring points (so-called 'energy objects') in a simple manner. In addition to various parameters which are available, the following steps are of central importance when configuring an energy object:

- Assignment of an energy data source
  - The data source can be any tag from the data function of the PLC (power rating value, energy count value or pulse signal from e.g. tag table, data block etc.) or from one of the devices supported by the Energy Support Library (see "Design" Topic).
- Assignment of a calculation and archiving period
  - Each energy object can be assigned an individual calculation and archiving period (1 min up to 24 h) for preprocessing the power rating and energy values relevant to billing. For example, energy suppliers bill electrical energy in 15-min periods and piped media (e.g. water) in 60-min periods.

##### Automatic program generation instead of complex programming:

Following the completed configuration of all energy objects, the S7 energy program is automatically generated by the program generator of the Energy Suite. This energy program can be downloaded to the controller (S7-1500) immediately after the compilation, and commences at once with recording and preprocessing of the energy values.

##### Energy data recording and preprocessing is already carried out in the automation environment, close to the consumers:

The recorded energy data is standardized and calculated according to the set archiving period, provided with a time stamp, and is ready for archiving. Archiving of the power rating and energy values relevant to billing can be made directly on the PLC-internal SIMATIC Memory Card or in a connected WinCC Professional archive.

##### Free choice of archive location:

Archiving of the power rating and energy values relevant to billing can be made directly on the PLC-internal SIMATIC Memory Card or in a connected WinCC Professional archive.

- Archiving on SIMATIC Memory Card
  - The energy data is directly saved on the CPU-internal SIMATIC Memory Card according to the respective archiving period. The data is always available there as a CSV file for direct downloading via the CPU's web server
- Archiving in the WinCC Professional archive
  - The basic energy data (power rating and energy values) relevant to billing is saved in the archive of a connected WinCC Professional system according to the respective archiving period.
  - Buffered communication
    - To ensure high data quality, the basic energy data (power rating and energy values) is buffered in the WinCC archive prior to transfer. This data relevant to billing is then still available in the WinCC archive without losses or errors, even after a longer interruption in communication with the archive system (e.g. when restarting the PC or when there is a fault in the IT infrastructure).

##### Export tool for simple reading of energy data:

The power rating and energy data (basic energy values relevant to billing) in the archive of the WinCC Professional system can be directly exported from the archive database to an Excel file using the supplied export tool. It is possible to create individual export templates with free selection of measuring points and time periods. These templates can subsequently be started fully automatically, or manually at a time selected by the user (e.g. at the beginning of each month).

##### Display and monitoring of the energy data:

When generating the energy program, the power rating and energy data (basic energy values relevant to billing) of the individual measuring points (energy objects) are made available in uniform S7 blocks with standardized data structures. These data include all the relevant configuration data in addition to the current and periodic energy values. Thanks to this central and homogenized provision of data in the S7 CPU, it is very easy to implement additional real-time monitoring and evaluation (e.g. calculation of key statistics) in the control program, as well as uniform visualization of the energy data and energy parameters on HMI and SCADA screens.

### Technical specifications

SIMATIC Energy Suite V15		SIMATIC Energy Suite V15	
<b>PC hardware requirements</b>	<ul style="list-style-type: none"> <li>In accordance with the requirement of the TIA Portal components:               <ul style="list-style-type: none"> <li>- SIMATIC STEP 7 (TIA Portal)</li> <li>- SIMATIC WinCC Professional, Advanced, Comfort, Basic</li> </ul> </li> </ul>	<b>Supported STEP 7 version</b>	<ul style="list-style-type: none"> <li>SIMATIC STEP 7 V15</li> </ul>
<b>Operating system requirements</b>	<ul style="list-style-type: none"> <li>In accordance with the requirement of the TIA Portal components:               <ul style="list-style-type: none"> <li>- SIMATIC STEP 7 (TIA Portal)</li> <li>- SIMATIC WinCC Professional, Advanced, Comfort, Basic</li> </ul> </li> </ul>	<b>Supported WinCC versions</b>	<ul style="list-style-type: none"> <li>SIMATIC WinCC V15 Professional, Advanced, Comfort, Basic</li> </ul>
		<b>Supported SIMATIC CPUs</b>	<ul style="list-style-type: none"> <li>SIMATIC Energy Suite               <ul style="list-style-type: none"> <li>• Runs on all S7-1500 CPUs (except S7-1500S) and ET 200SP CPU; with FW V2.0 and higher.</li> </ul> </li> <li>S7 Energy Efficiency Monitor for Machines               <ul style="list-style-type: none"> <li>• Runs on all S7-1500 CPUs and ET 200SP CPUs; with FW V2.1</li> <li>• Runs on all S7-1200 CPUs; with FW V4.2</li> </ul> </li> </ul>

### Ordering data

Engineering package	Article No.	S7 Energy Efficiency Monitor for Machines	Article No.
Includes installation medium, floating license for engineering as well as license certificates <sup>3)</sup> for 10 energy objects <sup>1)</sup> (2x5 EnO).		Includes license certificate <sup>5)</sup> for activating the S7 instruction for energy efficiency evaluation especially for machines	
<b>SIMATIC Energy Suite V15 Engineering</b> including 10 energy objects <sup>1)</sup> (2x5 EnO)		<b>S7 Energy Efficiency Monitor for Machines S7-1500 / S7-1200</b>	
<ul style="list-style-type: none"> <li>As package</li> <li>Download<sup>4)</sup></li> </ul>	<b>6AV2108-0AA05-0AA5</b> <b>6AV2108-0AA05-0AH5</b>	<ul style="list-style-type: none"> <li>As package</li> <li>Download<sup>4)</sup></li> </ul>	<b>6AV2108-1CF00-0BB0</b> <b>6AV2108-1CF00-0BH0</b>
<b>SIMATIC Energy Suite upgrade V14 to V15</b>			
<ul style="list-style-type: none"> <li>As package</li> <li>Download<sup>4)</sup></li> </ul>	<b>6AV2108-3AA05-0AE5</b> <b>6AV2108-3AA05-0AK5</b>		
<b>Trial package</b>			
<b>SIMATIC Energy Suite V15 Engineering Trial (21 days)</b> As package	<b>6AV2108-0AA05-0AA7</b>		
<b>PLC runtime licenses<sup>2)</sup></b>			
Includes license certificates <sup>3)</sup> for activating additional energy objects <sup>1)</sup> (EnO).			
<b>SIMATIC Energy Suite Engineering Software Update Service<sup>5)</sup></b>			
<ul style="list-style-type: none"> <li>Data storage medium package</li> <li>Download<sup>4)</sup> email address required for delivery</li> </ul>	<b>6AV2108-0AA00-0AL0</b> <b>6AV2108-0AA00-0AY0</b>		
<b>SIMATIC Energy Suite S7-1500</b>			
SIMATIC Energy Suite S7-1500, 5 energy objects <sup>1)</sup> (1 x 5 EnO)	<b>6AV2108-0CF00-0BB0</b> <b>6AV2108-0CF00-0BH0</b>		
SIMATIC Energy Suite S7-1500, 10 energy objects <sup>1)</sup> (1 x 10 EnO)	<b>6AV2108-0CH00-0BB0</b> <b>6AV2108-0CH00-0BH0</b>		
SIMATIC Energy Suite S7-1500, 10 energy objects <sup>1)</sup> (2 x 5 EnO)	<b>6AV2108-0DF00-0BB0</b> <b>6AV2108-0DF00-0BH0</b>		
SIMATIC Energy Suite S7-1500, 50 energy objects <sup>1)</sup> (5 x 10 EnO)	<b>6AV2108-0FH00-0BB0</b> <b>6AV2108-0FH00-0BH0</b>		
SIMATIC Energy Suite S7-1500, 100 energy objects <sup>1)</sup> (10 x 10 EnO)	<b>6AV2108-0HH00-0BB0</b> <b>6AV2108-0HH00-0BH0</b>		

### More information

Additional information is available on the Internet at:

SIMATIC Energy Suite:

<http://www.siemens.com/simatic-energy-suite>

Energy Support Library (EnSL):

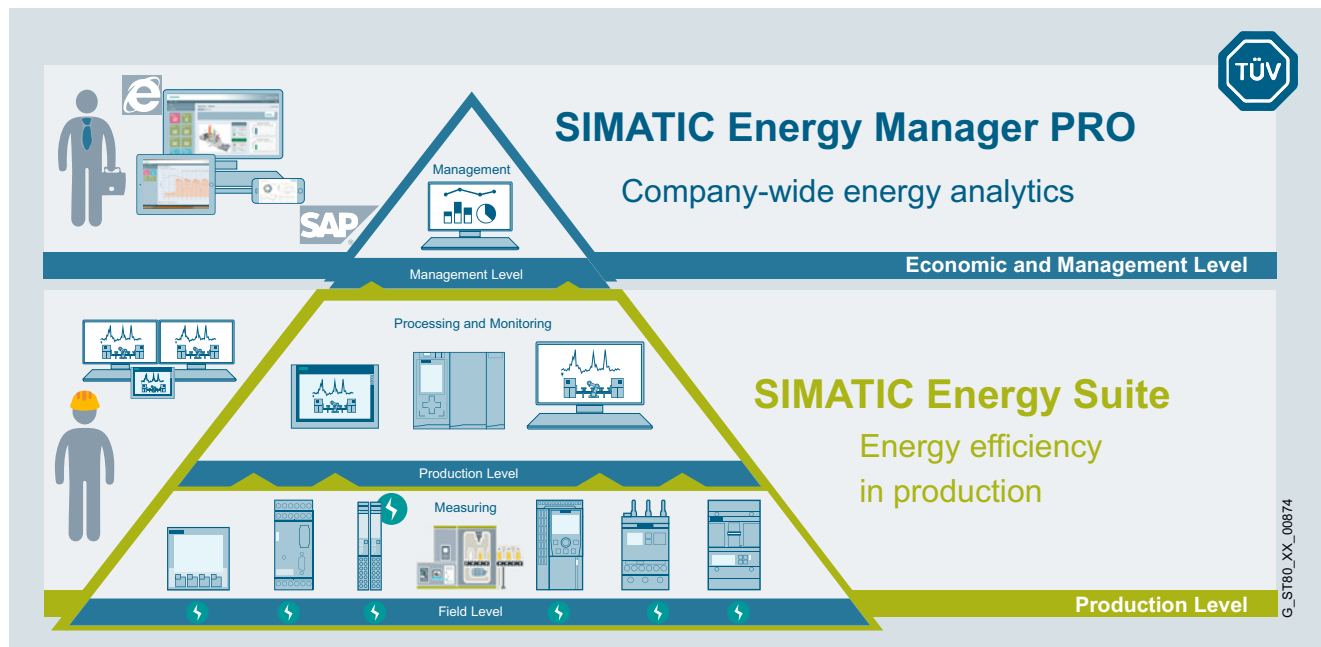
<http://www.siemens.com/energysuite-hardware>

## HMI Software

Software for energy management

### SIMATIC Energy Manager PRO

#### Overview



#### **SIMATIC Energy Manager PRO energy management system**

The SIMATIC Energy Manager PRO provides users with a modular, non-sector-specific energy management system for industrial operations.

SIMATIC Energy Manager PRO forms the basis for cost-effective energy management to reduce energy costs and increase energy efficiency.

Released SIMATIC software:

- SIMATIC WinCC V7.3 SE, SIMATIC WinCC V7.4
- SIMATIC WinCC V7.2
- SIMATIC WinCC RT Professional V13, SIMATIC WinCC RT Professional V14
- SIMATIC PCS7 V8.1, SIMATIC PCS7 V8.2
- SIMATIC NET V12 SP2

#### Note:

Among other things, SIMATIC Energy Manager PRO V7.0, a dynamic, widget-based web dashboard, offers dynamic web visualization and seamless interfacing to the SIMATIC Energy Suite.

Upgrading from SIMATIC B.Data 6.0 to SIMATIC Energy Manager PRO 7.0 is possible at any time and is included in the SIMATIC B.Data SUS.

#### Benefits

##### Advantages:

- Company-wide transparency thanks to consistent energy and material balancing of power generation and consumption plants
- Energy costs allocated according to the costs-by-cause principle and transfer to the billing system (e.g. SAP R/3 CO)
- Characteristic values for substantiated statements on increasing the efficiency of power generation systems and consumers
- Planning reliability thanks to production-related load and demand forecasts
- Support of purchasing with cost-optimized energy procurement
- Fulfilment of legal obligations for monitoring and reporting on greenhouse gas emissions (CO<sub>2</sub> emissions)
- Reduction of workload by automatically generating internal and external energy reports
- Support of customers in the continuous improvement of energy efficiency (e.g. ISO 50001) by integrated project management for energy efficiency measures

### Design

#### SIMATIC Energy Manager PRO V7.0

SIMATIC Energy Manager PRO is delivered as a basic package which can be flexibly expanded by tag packages.

- The **basic package** already contains:
  - 50 tags
  - 1 Energy Manager PRO Acquisition component
  - 1 Energy Manager PRO Client
  - 1 Energy Manager PRO Web Client
- Available **tag packages**:
  - 50 tags
  - 100 tags
  - 250 tags
  - 500 tags
  - 1 000 tags
  - 5 000 tags
  - 30 000 tags

#### SIMATIC Energy Manager PRO Software Update Service (SUS)

For each Energy Manager PRO system there is a corresponding SUS (Software Update Service) which is dependent on the number of tags.

The SUS is valid for 1 year. The contract is automatically extended by 1 more year unless canceled 3 months prior to expiration.

#### SIMATIC Energy Manager PRO expansions

The scope of Energy Manager PRO can be extended with add-on packages:

- Energy Manager PRO Web Clients (3, 20 or 60)
- Energy Manager PRO Client
- Energy Manager PRO Acquisition component
- Energy Manager PRO Planning and Forecast

The number of clients and web clients indicates the number of times simultaneous access is possible.

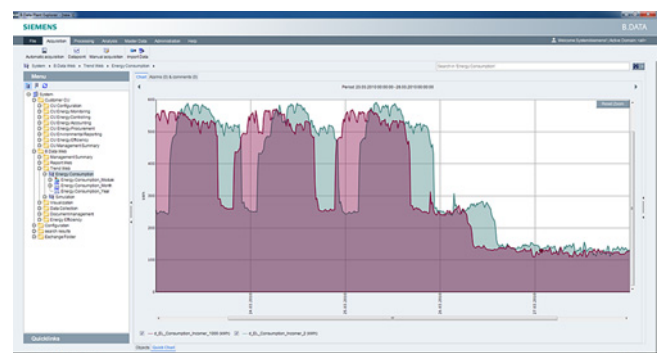
### Function

#### Acquisition and pre-processing of energy and operating data

- In addition to an interface to the SIMATIC Energy Suite, SIMATIC Energy Manager PRO also offers the latest interface standards such as WinCC, OPC UA, OPC DA, OPC HDA, MODBUS TCP, ODBC, ASCII and XML
- Preprocessing of energy data in a real-time calculation core that can be freely modeled including a formula editor for defining and configuring new calculation functions (heat calculations for boilers, quality for cogeneration plants, etc.)
- Energy Manager PRO Mobile for mobile recording of energy data including route planning for meter reading operations
- Management and analysis of energy data
- Automatic plausibility check and generation of simulated values
- Long-term archive with versioning, compression and consolidation functions
- Measured value editor for entering and processing energy and operating values
- Trender for presenting up-to-date (online) and historical load curves (trends), also for setpoint/actual value analyses
- Energy management dashboards for creating cross-company transparency through visualization of performance indicators and display of Sankey diagrams.



SIMATIC Energy Manager PRO





## HMI Software

### Software for energy management

#### SIMATIC Energy Manager PRO

##### Function (continued)

##### Energy and material balance

Freely parameterizable balancing of the energy flows of various media such as electricity, heat, gas, steam, and emissions (CO<sub>2</sub>) in the Energy Manager PRO Plant Explorer

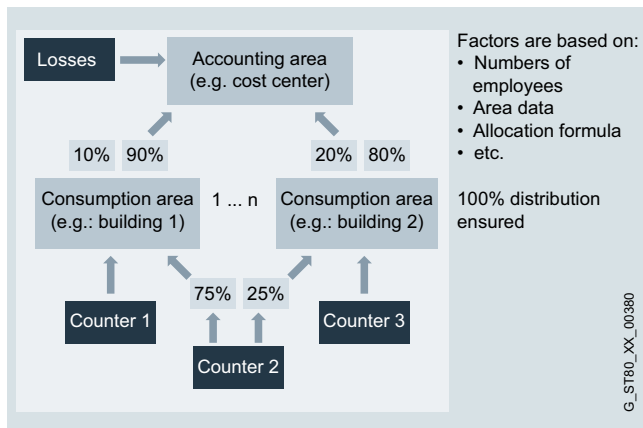
- Calculation of characteristic values (KPIs, efficiency coefficients, etc.) with direct reference to production (batches, quantities, etc.).



##### Energy accounting (costs and revenue accounting)

Calculation and allocation/assignment of energy costs to plants and/or customers/cost units in accordance with the costs-by-cause principle. The bottom up (measurement) and top down (allocation) procedures are supported here

- Flexible modeling of the hierarchic accounting structures in the Plant Explorer
- Tariff allocation of quantities, flexible price assessment with tariff and price time series
- Transfer of costs/revenues to the ERP system (e.g. SAP R/3 CO)



##### Energy planning

- Generation of requirement forecasts based on production-dependent factors (production planning) and basic load profiles (typical days)
- With multi-variable regression analysis, it is simple to evaluate and model influencing factors. This model can be used to calculate the future energy demand
- Generation of energy schedules for registering with the energy suppliers

##### Energy reporting

- Freely parameterizable report generator for creating balances, protocols, shift logs, bills
- Fully automated reporting with task management, email dispatch and document management
- Energy Manager PRO (web client) for company-wide viewing of dashboards, reports and results
- Information about discrepancies from specified parameters through KPI warning system

#### Technical specifications

##### SIMATIC Energy Manager PRO V7.0

###### Operating system

- Windows Server 2008 R2 (English/German)
- Windows Server 2012 R2 (English/German)
- Windows Server 2016 (English/German)
- Windows 7 Professional/Ultimate SP1 (English/German)
- Windows 8.1 Pro/Enterprise 64-bit (English/German)
- Windows 10 Pro/Enterprise 64-bit (English/German)
- Minimum of 4 GB RAM

###### Interface

In addition to an interface to WinCC and S7 controllers, Energy Manager PRO also offers the latest interface standards such as OPC DA, OPC HDA, OPC UA, MODBUS TCP, ODBC, ASCII and XML.

###### WinCC versions <sup>1)</sup>

- SIMATIC WinCC V7.2, V7.3 SE, V7.4
- SIMATIC WinCC RT Professional V13, V14

###### PCS 7 versions <sup>2)</sup>

- SIMATIC PCS 7 V8.1
- SIMATIC PCS 7 V8.2

<sup>1)</sup> If an acquisition computer is installed on a WinCC system, these requirements must also be complied with.

<sup>2)</sup> The SIMATIC Energy Manager PRO system for connection to the PCS 7 must always be installed on a separate PC.

Ordering data	Article No.	Article No.	
<b>SIMATIC Energy Manager PRO V7.0</b> <u>Standard scope of supply</u> <ul style="list-style-type: none"> <li>SIMATIC Energy Manager PRO incl. 50 tags <sup>1)</sup></li> <li>Tag Package 50 <sup>1)</sup></li> <li>Tag Package 100 <sup>1)</sup></li> <li>Tag Package 250 <sup>1)</sup></li> <li>Tag Package 500 <sup>1)</sup></li> <li>Tag Package 1 000 <sup>1)</sup></li> <li>Tag Package 5 000 <sup>1)</sup></li> <li>Tag Package 30 000 <sup>1)</sup></li> </ul> <u>Download</u> <ul style="list-style-type: none"> <li>SIMATIC Energy Manager PRO incl. 50 tags <sup>1)</sup></li> <li>Tag Package 50 <sup>1)</sup></li> <li>Tag Package 100 <sup>1)</sup></li> <li>Tag Package 250 <sup>1)</sup></li> <li>Tag Package 500 <sup>1)</sup></li> <li>Tag Package 1 000 <sup>1)</sup></li> <li>Tag Package 5 000 <sup>1)</sup></li> <li>Tag Package 30 000 <sup>1)</sup></li> </ul>	<b>6AV6372-2DF07-0AX0</b> <b>6AV6372-2DF07-0CX0</b> <b>6AV6372-2DF07-0DX0</b> <b>6AV6372-2DF07-0EX0</b> <b>6AV6372-2DF07-0FX0</b> <b>6AV6372-2DF07-0GX0</b> <b>6AV6372-2DF07-0HX0</b> <b>6AV6372-2DF07-0JX0</b>	<b>SIMATIC Energy Manager PRO SUS <sup>2)</sup></b> <u>Standard scope of supply</u> <ul style="list-style-type: none"> <li>For max. 100 additional tags through tag packages <sup>2)</sup></li> <li>For max. 500 additional tags through tag packages <sup>2)</sup></li> <li>For max. 5 000 additional tags through tag packages <sup>2)</sup></li> <li>SUS Enterprise (more than 5 000 tags) for more than 5 000 additional tags <sup>2)</sup></li> </ul> <u>Download</u> <ul style="list-style-type: none"> <li>For max. 100 additional tags through tag packages <sup>2)</sup></li> <li>For max. 500 additional tags through tag packages <sup>2)</sup></li> <li>For max. 5 000 additional tags through tag packages <sup>2)</sup></li> <li>SUS Enterprise (more than 5 000 tags) for more than 5 000 additional tags <sup>2)</sup></li> </ul>	<b>6AV6372-2DF00-0DL0</b> <b>6AV6372-2DF00-0FL0</b> <b>6AV6372-2DF00-0HL0</b> <b>6AV6372-2DF70-0XL0</b> <b>6AV6372-2DF00-0DY0</b> <b>6AV6372-2DF00-0FY0</b> <b>6AV6372-2DF00-0HY0</b> <b>6AV6372-2DF70-0XY0</b>
<b>SIMATIC Energy Manager PRO V7.0 expansions</b> <u>Standard scope of supply</u> <ul style="list-style-type: none"> <li>3 Web Clients</li> <li>20 Web Clients</li> <li>60 Web Clients</li> <li>Client</li> <li>Planning &amp; Forecast</li> <li>Acquisition component</li> </ul> <u>Download</u> <ul style="list-style-type: none"> <li>3 Web Clients</li> <li>20 Web Clients</li> <li>60 Web Clients</li> <li>Client</li> <li>Planning &amp; Forecast</li> <li>Acquisition component</li> </ul>	<b>6AV6372-2DF27-0AX0</b> <b>6AV6372-2DF27-0BX0</b> <b>6AV6372-2DF27-0CX0</b> <b>6AV6372-2DF37-0AX0</b> <b>6AV6372-2DF47-0AX0</b> <b>6AV6372-2DF57-0AX0</b> <b>6AV6372-2DF27-0AH0</b> <b>6AV6372-2DF27-0BH0</b> <b>6AV6372-2DF27-0CH0</b> <b>6AV6372-2DF37-0AH0</b> <b>6AV6372-2DF47-0AH0</b> <b>6AV6372-2DF57-0AH0</b>	<b>SIMATIC B.Data to Energy Manager PRO upgrades</b> <u>Standard scope of supply</u> <ul style="list-style-type: none"> <li>Up to 100 tags for max. 100 additional tags through tag packages</li> <li>Up to 500 tags for max. 500 additional tags through tag packages</li> <li>Up to 5 000 tags for max. 5 000 additional tags through tag packages</li> <li>More than 5 000 tags (Enterprise) for more than 5 000 additional tags</li> </ul> <u>Download</u> <ul style="list-style-type: none"> <li>Up to 100 tags for max. 100 additional tags through tag packages</li> <li>Up to 500 tags for max. 500 additional tags through tag packages</li> <li>Up to 5 000 tags for max. 5 000 additional tags through tag packages</li> <li>More than 5 000 tags (Enterprise) for more than 5 000 additional tags</li> </ul>	<b>6AV6372-2DF07-0DX4</b> <b>6AV6372-2DF07-0FX4</b> <b>6AV6372-2DF07-0HX4</b> <b>6AV6372-2DF77-0XX4</b> <b>6AV6372-2DF07-0DH4</b> <b>6AV6372-2DF07-0FH4</b> <b>6AV6372-2DF07-0HH4</b> <b>6AV6372-2DF77-0XH4</b>
		<b>SIMATIC Energy Manager PRO TRIAL</b> Standard scope of supply	<b>6AV6372-2DF17-0AX0</b>

<sup>1)</sup> The tag packages dynamically expand the number of tags. The total number of tags is increased by the value of the tag package in each case.

<sup>2)</sup> The SUS contract runs for 1 year. The contract is automatically extended by a further year unless canceled 3 months prior to expiration.

### More information

Additional information is available on the Internet at:

<http://www.siemens.com/simatic-energy-manager-pro>

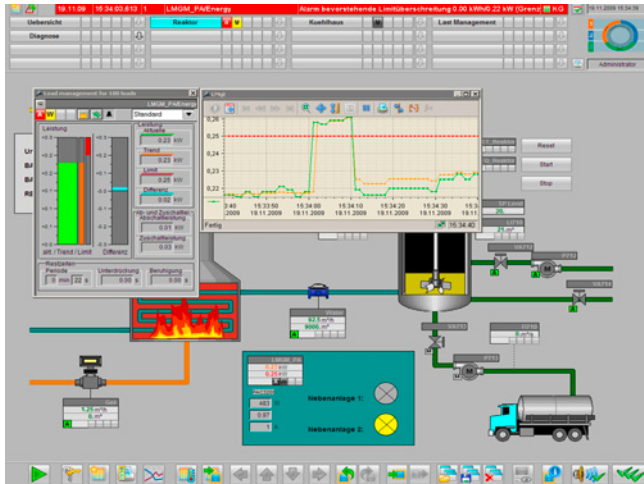


## HMI Software

Software for energy management

### SIMATIC powerrate

#### Overview



SIMATIC powerrate, as an option for WinCC / PCS 7, ensures transparency in energy consumption from the infeed to the load.

SIMATIC powerrate is used in all sectors in which WinCC or PCS 7 are deployed and energy efficiency considerations play a major role. Total integration into WinCC or PCS 7 means that there is no need for a special system environment. Predefined modules and symbols give you the assurance of building on tested product components, with interfaces that support customized expansion.

SIMATIC powerrate therefore provides a solution that you can use to obtain an overview of the energy consumption of a plant easily and cost-effectively through integration in an existing SIMATIC SCADA system.

#### Benefits

- Identification of energy-intensive equipment and processes to develop measures for improving energy efficiency.
- Comparison of consumption profiles for more efficient processes.
- Optimization of the company according to energy parameters, based on an evaluation of consumption and costs.
- Compliance with the contractually agreed power limits, thus preventing higher power supply costs or penalty payments.
- Integration of the 7KM PAC3200/4200 measuring devices for a clear overview of selected measured values and alarms.
- Integration of switches with an overview of the switch status and the switching possibilities.
- Accurate assignment and comparison of the consumption data of specific work processes or batches

#### Design

SIMATIC powerrate comprises the following components:

- Blocks for acquiring and conditioning energy data
- Faceplates for displaying and editing energy data
- Blocks for implementing load management (calculating the trend, monitoring the limit, releasing/inhibiting loads), batch-related consumption recording and for integrating measuring devices and switches
- Additional blocks – for example, for time synchronization, data backup, data exchange with archives
- Faceplates for displaying results and entering values (e.g. for configuration, or manually measured values)
- Excel-based reports for allocating energy data to cost centers, for batch-related evaluation and for determining and displaying the load duration curve
- Exporting data to Excel

#### Function

##### **Acquiring and conditioning energy data**

Using ready-to-use function blocks, energy data can be acquired by any PROFIBUS-capable devices. The data can be input to the function blocks in the form of counter pulses, count values or power values. Count values can also be entered manually.

From this data, the function block calculates the power averages and the work values for a predefined period. This calculated data is subsequently saved in the WinCC archive. In addition, a final value forecast is extrapolated for the power values for each period.

A sample function (heat calculation) that can be adapted to the needs of the customer at any time by means of open interfaces has been implemented for the purpose of visualizing customized calculations.

Data from manually read counters can be entered directly into the system and used for further analysis. Absolute numerical values (entry of an absolute value instead of the difference from the previous value) can also be recorded and used in further processing.

##### **Displaying energy data**

The up-to-date, acquired energy data is displayed as power averages/work values for each time interval (total value for the previous interval, current value of the current interval, extrapolated value for the end of the current interval). A load trend display enables analysis of archived energy data as well as its representation in tables.

**Function** (continued)

**Further processing of data**

The archived data can be exported to Excel directly from WinCC using the export functions. The exported energy data can also be included in further customized processing. WinCC tools can be used to access the data from the WinCC archive.

**Reports**

For this purpose, selected energy data is read from archives (Tag Logging archive, user archives) from the WinCC Runtime database; using Microsoft Excel the following reports can then be generated:

- **Cost center report**  
Here the consumption can be allocated to different cost centers and the costs can be calculated on the basis of predefined tariffs. The results can be output by means of 2 reports in the form of tables or diagrams.
- **Load duration curve**  
An analysis is carried out on the basis of the archived power averages to establish how often a certain power average has occurred in a given period. It can be quickly detected from this characteristic curve whether temporary power peaks exist which can represent a possible starting point for cost savings by means of load management.
- **Batch report**  
This is used to allocate consumption to batches, whereby the data can be presented in chronological order or in order of batch name.

The generation of exports or reports can be initiated manually or automatically time-controlled (daily, weekly or monthly).

**Load management**

Contractually agreed demand limits (in the case of electricity, normally the 15-minute average demand) must be observed, otherwise significantly higher supply prices or even penalty payments may become due to the energy supply company. The load management feature of SIMATIC powerrate carries out cyclic trend calculations in order to issue warnings/alarms if violation of the limit is likely and to switch off loads in accordance with the given configuration should this be required. If a limit is exceeded despite this, the latest load management data is archived to enable future evaluation or analysis.

To prevent unnecessary switching operations, numerous parameters are available for adapting the load management to the current process conditions - and all this can be done conveniently via the faceplate.

For loads that are distributed over different PLCs, SIMATIC powerrate contains appropriate PLC-to-PLC communication blocks which can be used to integrate these loads into the load management system. Load management is scalable, according to the maximum number of loads to be integrated or monitored, for up to 10, 25, 50, 75 or 100 loads. Load management can be performed for different media (e.g. electricity, gas) simultaneously.

**Batch-related consumption recording**

A batch comprises all the units of a product that have been produced in one production cycle, i.e. under identical conditions. Batch-related consumption recording allows accurate recording of energy consumption for each batch. Batch-related consumption recording is possible for five types of energy each with up to 10 loads. Appropriate reports can be generated for analysis of the data (see also the batch report).

**Integration of measuring devices 7KM PAC3200/PAC4200**

If the 7KM PAC3200/PAC4200 measuring devices are integrated, selected measured values can be displayed and alarms (current, voltage, pulse frequency too high) can be generated from the digital status information and displayed.

**Integration of switches**

Switch integration via digital inputs/outputs (DI/DO) supports display of the switch status (On, Off, tripped, unplugged).

With the appropriate authorization, switching is also possible via the faceplate. Switching takes place in a 2-step operation (switch command is issued, followed by a prompt for repeated confirmation; the switch command is not forwarded to the switch until confirmation has been received).

**WinCC Web Navigator support**

Makes the powerrate functionality available over the Web.

**Special functions**

To avoid data loss in the event of a communication fault, the data is stored temporarily in a circulating buffer on the S7.

## HMI Software

### Software for energy management

#### SIMATIC powerrate

##### Technical specifications

SIMATIC powerrate V4.0 SP3	
<b>Hardware requirements</b> SIMATIC powerrate can be used in the PCS 7 or WinCC SCADA environments. For installation, the respective hardware requirements of the following products apply  Released CPUs - SIMATIC powerrate is released in the PCS 7 environment for:  Released CPUs - SIMATIC powerrate is released in the WinCC SCADA environment for:	<ul style="list-style-type: none"> <li>• PCS 7</li> <li>• STEP 7 and WinCC SCADA</li> </ul> <ul style="list-style-type: none"> <li>• S7-400 CPUs supported by PCS 7</li> <li>• WinAC RTX 2010 SP1 and SP2</li> </ul> <ul style="list-style-type: none"> <li>• S7-400</li> <li>• S7-300</li> <li>- SIMATIC S7 CPU 319-3 PN/DP V2.5 and higher</li> <li>- SIMATIC S7 CPU 317-2 PN/DP V2.6 and higher</li> <li>- SIMATIC S7 CPU 315-2 PN/DP V3.1 and higher</li> <li>• SIMATIC ET 200S IM151-8 PN/DP CPU V3.2 and higher</li> </ul> Firmware version V3.x or later is recommended for S7-300 controllers. CPUs with firmware version V3.2 or higher must be used for the implementation of PROFlenergy I-device blocks PR3_PE_IDEV and PRx_PE_RD. <ul style="list-style-type: none"> <li>• WinAC RTX 2010 SP1 and SP2</li> </ul>
<b>Software requirements</b> You can use SIMATIC powerrate in the PCS 7 or WinCC SCADA environments. For installation, the respective software requirements of the following products apply:  The library is released for the following PCS 7 versions  The library is released for the following WinCC version with the corresponding versions of STEP 7  For use with WinCC V7.3 or V7.2, the following installations are required:  powerrate Reports has been released for the following versions	<ul style="list-style-type: none"> <li>• PCS 7</li> <li>• STEP 7 and WinCC SCADA</li> </ul> <ul style="list-style-type: none"> <li>• SIMATIC PCS 7 V8.1</li> <li>• SIMATIC PCS 7 V8.0 SP2</li> <li>• SIMATIC PCS 7 V7.1 SP4</li> </ul> <ul style="list-style-type: none"> <li>• SIMATIC WinCC V7.3 Second Edition</li> <li>• SIMATIC WinCC V7.2 Update 1 or higher (Update 2 is recommended)</li> </ul> <ul style="list-style-type: none"> <li>• WinCC minimum installation               <ul style="list-style-type: none"> <li>- Basic Process Control</li> <li>- User archives for load management and batch-oriented energy acquisition</li> </ul> </li> <li>• WinCC add-on "AS-OS Engineering" For the use of SIMATIC powerrate V4.0, WinCC must execute in integrated mode with STEP 7.</li> <li>• SIMATIC NET</li> <li>• STEP 7</li> </ul> <ul style="list-style-type: none"> <li>• Microsoft Excel 2003</li> <li>• Microsoft Excel 2007</li> <li>• Microsoft Excel 2010</li> <li>• Microsoft Excel 2013</li> </ul>

##### Ordering data

##### Article No.

<b>SIMATIC powerrate V4.0 SP3 ES + OS Runtime<sup>1)</sup></b> Also includes: <ul style="list-style-type: none"> <li>• License for WinCC/User Archive</li> <li>• Block library PAC3200 for WinCC</li> <li>• Block library PAC3200, 3WL/3VL for PCS 7</li> </ul>	6AV6372-1DE04-0AX0
<b>SIMATIC powerrate V4.0 SP3 Upgrade</b> Upgrade V3.x to V4.0 SP3, ES + OS-RT <sup>1)</sup>	6AV6372-1DE04-0AX4
<b>SIMATIC powerrate V4.0 SP3 Update</b> Update V4.0 (SP1 or SP2) to V4.0 SP3	6AV6372-1DE04-0AX3
<b>SIMATIC powerrate V4.0 SP3 Trial License</b> Limited 30-day ES + OS Runtime license	6AV6372-1DE04-0AX7

<sup>1)</sup> For operation on a WinCC/PCS 7 OS single-user workstation or server and any number of automation systems. When using additional WinCC/PCS 7 OS single-user stations/servers, one license is required per WinCC/PCS 7 OS single-user station/server.

##### More information

Additional information is available on the Internet at:

<http://www.siemens.com/simatic-powerrate>

Important information on the use of SIMATIC powerrate is available on the Internet at:

<http://support.automation.siemens.com/WWW/view/en/48204134>

**Overview*****SIMATIC WinCC flexible ES engineering software***

- Family of configuration systems with WinCC flexible/Compact/Standard/Advanced for SIMATIC operator panels, the HMI part of SIMATIC C7 as well as for the WinCC flexible Runtime PC-based visualization software
- Runs on Windows 7 Professional, Ultimate, Enterprise / Windows 10 Professional, Enterprise
- Can be expanded by the option "WinCC flexible/ChangeControl" for version management and change logging

***SIMATIC WinCC flexible Runtime visualization software***

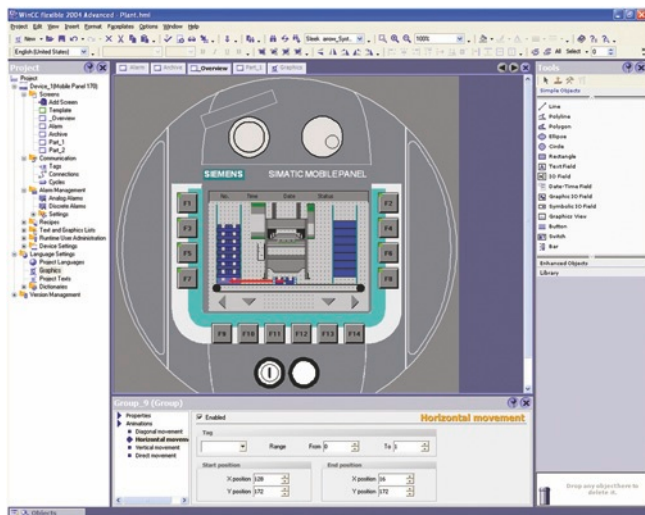
- Modular PC-based HMI solution for single-user systems directly at the machine (further development of ProTool/Pro RT)
- Runs on Windows 7 Professional, Ultimate, Enterprise / Windows 10 Professional, Enterprise
- Basic package for visualization, reporting and logging; can be expanded by implementing option packages
- Flexible expansion possible with VB scripts and customized ActiveX controls created with OPP (Open Platform Program)
- Can be integrated into automation solutions based on TCP/IP networks
- Expanded service concepts with remote operation, diagnostics and administration over the intranet and Internet in combination with email communication

## HMI Software

### SIMATIC WinCC flexible HMI system

#### SIMATIC WinCC flexible ES

#### Overview



- Uniform family of engineering tools for configuring SIMATIC HMI operator panels, the operator controls of SIMATIC C7 units, SINUMERIK Panel PCs as well as the PC-based visualization software WinCC flexible Runtime.
- Runs on Windows 7 Professional, Ultimate, Enterprise / Windows 10 Professional, Enterprise
- Current version:
  - SIMATIC WinCC flexible 2008 SP5 Micro
  - SIMATIC WinCC flexible 2008 SP5 Compact
  - SIMATIC WinCC flexible 2008 SP5 Standard
  - SIMATIC WinCC flexible 2008 SP5 Advanced

#### Application

SIMATIC WinCC flexible Compact/Standard/Advanced are engineering tools for configuring SIMATIC HMI operator panels, the operator controls of SIMATIC C7 units, SINUMERIK Panel PCs as well as the PC-based WinCC flexible Runtime visualization system.

Depending on the selected product, various target systems can be configured:

##### WinCC flexible Compact

In addition to the target systems that are configured using WinCC flexible Micro:

- Basic Panels: KTP400 Basic, KTP600 Basic, KTP1000 Basic, TP1500 Basic
- Mobile Panels: Mobile Panel 170, Mobile Panel 177
- 70 series Panels: OP 73, OP 77A, OP 77B
- 170 series Panels: TP 170A, TP 177A, TP 170B, TP 177B, OP 170B, OP 177B
- 170 series Multi Panels: MP 177
- C7 units: C7-635 (Touch/Key)

##### WinCC flexible Standard

In addition to the target systems that are configured using WinCC flexible Compact:

- Mobile Panels: Mobile Panel 277
- 270 series panels: TP 270, TP 277, OP 270, OP 277
- 270 series Multi Panels: MP 270B, MP 277
- 370 series Multi Panels: MP 370, MP 377
- C7 devices: C7-636 (Touch/Key)

##### WinCC flexible Advanced

In addition to the target systems that are configured using WinCC flexible Standard:

- Standard PC
- SIMATIC Panel PC: IPC227E, IPC227D, IPC427E, IPC427D, IPC627D, IPC827D
- SIMATIC Box PC: IPC227E, IPC227D, IPC427E, IPC427D, IPC627D, IPC827D
- SIMATIC Rack PC: IPC347E, IPC547G, IPC647D, IPC847D
- SINUMERIK Panel PC: HT8, OP08T, OP010, OP012, TP012, OP015, TP015, OP015A

For configuring panels released after the start of delivery of WinCC flexible 2008, an HSP (Hardware Support Package) is required that can be downloaded free of charge via the following link:

<http://www.siemens.com/wincc-flexible-hsp>

#### Technical specifications

System requirements (minimum requirements)	WinCC flexible Engineering Software
<b>Operating system</b>	<ul style="list-style-type: none"> <li>• Windows 7 Professional SP1, Ultimate/Enterprise SP1 (32-bit and 64-bit)</li> <li>• Windows 10 Professional, Enterprise, LTSCB Enterprise (64-bit)</li> </ul>
<b>Processor</b>	Pentium 4 (or comparable) processor running at 1.6 GHz or faster
<b>Resolution</b>	1024 x 768 or higher
<b>Main memory (RAM)</b>	≥ 1 GB, ≥ 512 MB for WinCC flexible Micro
<b>Hard disk (free memory space) <sup>1)</sup></b>	≥ 2 GB <sup>2)</sup> ≥ 1.2 GB for WinCC flexible Micro <sup>3)</sup>
<b>DVD drive</b>	for software installation

<sup>1)</sup> In addition to WinCC flexible, Windows also requires free hard drive space; e.g. space should be reserved for the page file. The following formula has proven itself in the past: The size of the swap file = 3 x the size of available RAM. For further information, refer to your Windows documentation

<sup>2)</sup> When installing one language. An additional 200 MB are required for each further language. In the case of different partitions for system and configuration: System partition approx. 700 MB, project partition approx. 1.3 GB.

<sup>3)</sup> When installing one language. An additional 80 MB are required for each further language. In the case of different partitions for system and configuration: System partition approx. 600 MB, project partition approx. 600 MB.

Ordering data	Article No.	Article No.
<b>WinCC flexible 2008 Compact incl. SP5</b> <ul style="list-style-type: none"> <li>Software and documentation on DVD, floating license, license key on USB stick</li> <li>Download <sup>3)</sup>, software and license key download, floating license, email address required for delivery</li> </ul>	<b>6AV6611-0AA51-3CA5</b>  <b>6AV6611-0AA51-3CH5</b>	<b>6AV6613-0AA51-3CU8</b>
<b>WinCC flexible 2008 Standard incl. SP5</b> <ul style="list-style-type: none"> <li>Software and documentation on DVD, floating license, license key on USB stick</li> <li>Download <sup>3)</sup>, software and license key download, floating license, email address required for delivery</li> </ul>	<b>6AV6612-0AA51-3CA5</b>  <b>6AV6612-0AA51-3CH5</b>	<b>6AV6611-0AA51-3CE5</b>  <b>6AV6612-0AA51-3CE5</b>  <b>6AV6613-0AA51-3CE5</b>
<b>WinCC flexible 2008 Advanced incl. SP5</b> <ul style="list-style-type: none"> <li>Software and documentation on DVD, floating license, license key on USB stick</li> <li>Download <sup>3)</sup>, software and license key download, floating license, email address required for delivery</li> </ul>	<b>6AV6613-0AA51-3CA5</b>  <b>6AV6613-0AA51-3CH5</b>	<b>6AV6611-0AA51-3CK5</b>  <b>6AV6612-0AA51-3CK5</b>  <b>6AV6613-0AA51-3CK5</b>
<b>WinCC flexible /ChangeControl for WinCC flexible 2008 Compact/Standard/Advanced <sup>1) 2)</sup></b> <ul style="list-style-type: none"> <li>Floating license, option, license key only</li> <li>Download <sup>3)</sup>, only license key download, floating license, email address required for delivery</li> </ul>	<b>6AV6613-6AA01-3AB5</b>  <b>6AV6613-6AA01-3AH5</b>	
<b>Powerpacks</b>  <b>SIMATIC WinCC flexible Power Packs</b> Floating license, license key only on USB stick <ul style="list-style-type: none"> <li>WinCC flexible 2008 Standard to 2008 Advanced</li> <li>WinCC flexible 2008 Compact to 2008 Advanced</li> <li>WinCC flexible 2008 Compact to 2008 Standard</li> </ul> Download <sup>3)</sup> , floating license, license key download only, email address required for delivery <ul style="list-style-type: none"> <li>WinCC flexible 2008 Standard to 2008 Advanced</li> <li>WinCC flexible 2008 Compact to 2008 Advanced</li> <li>WinCC flexible 2008 Compact to 2008 Standard</li> </ul>	<b>6AV6613-2CD01-3AD5</b>  <b>6AV6613-2BD01-3AD5</b>  <b>6AV6612-2BC01-3AD5</b>  <b>6AV6613-2CD01-3AJ5</b>  <b>6AV6613-2BD01-3AJ5</b>  <b>6AV6612-2BC01-3AJ5</b>	<b>Updates</b> <b>WinCC flexible 2008 Compact/Standard/Advanced Update 2008, 2008 SP1, SP2, SP3 -&gt; SP5</b>  <b>Upgrades</b> <b>SIMATIC WinCC flexible 2004/2005/2007 to SIMATIC WinCC flexible 2008 incl. SP5</b> <ul style="list-style-type: none"> <li>Upgrade to WinCC flexible 2008 Compact, incl. ChangeControl option <sup>1)</sup></li> <li>Upgrade to WinCC flexible 2008 Standard, incl. ChangeControl option <sup>1)</sup></li> <li>Upgrade to WinCC flexible 2008 Advanced, incl. ChangeControl option <sup>1)</sup></li> </ul> Download <sup>3)</sup> , email address required for delivery <ul style="list-style-type: none"> <li>Upgrade to WinCC flexible 2008 Compact, incl. ChangeControl option <sup>1)</sup></li> <li>Upgrade to WinCC flexible 2008 Standard, incl. ChangeControl option <sup>1)</sup></li> <li>Upgrade to WinCC flexible 2008 Advanced, incl. ChangeControl option <sup>1)</sup></li> </ul>
		<sup>1)</sup> A separate license for WinCC flexible/ChangeControl must be purchased for each engineering station <sup>2)</sup> The ChangeControl option has not been released for integrated operation with STEP 7 <sup>3)</sup> Current information and availability regarding the new type of delivery can be found at: <a href="http://www.siemens.com/tia-online-software-delivery">http://www.siemens.com/tia-online-software-delivery</a>
		<b>More information</b>  More information is available on the Internet at: <a href="http://www.siemens.com/wincc-flexible">http://www.siemens.com/wincc-flexible</a>  <b>Note:</b> Do you require a specific modification or extension to the products described here? You will find information about the Open Platform Program for the creation of user-specific functions and controls for WinCC flexible under "Customized Products".



## HMI Software

### SIMATIC WinCC flexible HMI system

#### SIMATIC WinCC flexible RT

##### Overview

PC-based visualization software for single-user systems directly at the machine.

- Runs on Windows 7 Professional, Ultimate, Enterprise and Windows 10 Professional, Enterprise
- Current version: SIMATIC WinCC flexible 2008 SP5 Runtime

SIMATIC WinCC flexible Runtime is configured with the SIMATIC WinCC flexible Advanced configuration software.

##### Application

SIMATIC WinCC flexible Runtime is the high-performance visualization software for simple visualization tasks at machine level. It can be used as a single-user solution for all automation applications in factory automation, process automation and building services automation.

SIMATIC WinCC flexible Runtime can be used in combination with the following operator panels:

- SIMATIC Panel PCs
  - PC IL 70/77
  - Microbox 420
  - Panel PCs 477/477B/477C
  - Panel PCs 577/577B/577C
  - Panel PCs 670/677/677B/677C
  - Panel PCs 870/877
- SINUMERIK Panel PCs
  - HT8; OP08T
  - OP010, OP012, OP015
  - TP012, TP015, OP015A
- Standard PCs with resolutions (W x H in pixels) of:
  - 4:3 format: 640 x 480, 800 x 600, 1 024 x 768, 1 280 x 1 024, 1 600 x 1 200
  - Widescreen format: 800 x 480, 1 280 x 800, 1 366 x 768, 1 440 x 900, 1 680 x 1 050, 1 920 x 1 080, 1 920 x 1 200, 1 980 x 1 080

##### Design

SIMATIC WinCC flexible Runtime is available as a software package with 128, 512, 2048 or 4096 PowerTags.

The term PowerTags is used exclusively to identify process variables and range pointers that have a process link to the controller. Variables without process link, constant limit values of variables, and messages (up to 4000 bit-triggered messages) are also available for additional system performance.

The range of functions of WinCC flexible Runtime includes the centralized HMI components for visualizing and reporting, and it can be expanded to suit requirements and costs by using optional packages.

SIMATIC WinCC flexible Runtime is configured with the SIMATIC WinCC flexible Advanced configuration software.

##### Function

System requirements	WinCC flexible Runtime
<b>Operating system</b>	<ul style="list-style-type: none"> <li>• Windows 7 Professional / Ultimate / Enterprise (32-bit and 64-bit)</li> <li>• Windows 7 Embedded Standard, Standard with SP1 (32-bit)<sup>1)</sup></li> <li>• Windows 10 Professional, Enterprise, LTSB Enterprise</li> <li>• Windows 10 IoT LTSB Enterprise<sup>1)</sup></li> </ul>
<b>Processor<sup>4)</sup></b>	
<ul style="list-style-type: none"> <li>• Minimum</li> <li>• Recommended</li> </ul>	Windows 7: 1 GHz Windows 7: ≥ 1 GHz
<b>Graphics</b>	
<ul style="list-style-type: none"> <li>• Minimum</li> <li>• Resolution</li> </ul>	SVGA 640 x 480 to 1600 x 1200 or 800 x 480 to 1980 x 1080
<b>RAM<sup>2)</sup></b>	
<ul style="list-style-type: none"> <li>• Minimum</li> <li>• Recommended</li> </ul>	Windows 7: 1 GB Windows 7: ≥ 1 GB
<b>Hard disk (free memory space)<sup>3)</sup></b>	≥ 250 MB

<sup>1)</sup> Only on approved systems such as SIMATIC IPCs. For more detailed information, please contact your Siemens contact person

<sup>2)</sup> RAM requirements are determined primarily by the size of the graphics used.

<sup>3)</sup> Without taking archives into account. In addition to the space needed by WinCC flexible, Windows also requires space on the hard disk; e.g., for the swap file. The following formula has proven itself in the past: The size of the swap file = 3 x the size of the RAM. For further information, refer to your Windows documentation

<sup>4)</sup> More powerful systems (Pentium 4 and higher) may be required in order to use options

### Integration

SIMATIC WinCC flexible Runtime supports linking to:

Protocol	PC interfaces
<b>SIMATIC S5 via AS511 (TTY)</b>	
S5-90U	COM1/COM2 <sup>13)</sup>
S5-90U	
S5-100U (CPU 100, 102, 103)	
S5-115U (CPU 941, 942, 943, 944, 945)	
S5-135U (CPU 928A, 928B)	
S5-155U (CPU 946/947, 948)	
<b>SIMATIC S5 via PROFIBUS DP <sup>1)</sup></b>	
S5-95U/L2-DP master	CP 5512 <sup>2)</sup>
S5-115U (CPU 941, 942, 943, 944, 945)	
S5-135U (CPU 928A, 928B)	
S5-155U (CPU 946/947, 948)	
<b>SIMATIC S7 via PPI</b>	
S7-200	CP 5612 CP 5621 <sup>1)</sup> CP 5622 CP 5613 A3 CP 5614 A3 CP 5623 CP 5624 CP 5711 PC/PPI adapter <sup>3)</sup>
<b>SIMATIC S7 via MPI</b>	
S7-200 (except CPU 212) <sup>4)</sup>	CP 5612 CP 5621 <sup>1)</sup>
S7-300	CP 5622
S7-400	CP 5613 A3 CP 5614 A3
WinAC Basis (V3.0 and higher)	CP 5623
WinAC RTX	CP 5624 CP 5711 PC adapter USB A2 <sup>6)</sup> Teleservice V6.1
<b>SIMATIC S7 via PROFIBUS DP <sup>5)</sup></b>	
S7-215 <sup>4)</sup>	CP 5612 CP 5621 <sup>1)</sup>
S7-300 CPUs with integral PROFIBUS-SS	CP 5622 CP 5613 A3 CP 5614 A3
S7-300 with CP 342-5	CP 5623
S7-400 CPUs with integral PROFIBUS-SS	CP 5624 CP 5711
S7-400 with CP 443-5 or IM 467	
WinAC Basis (V3.0 and higher)	
WinAC RTX	
<b>SIMATIC S7 via Ethernet (TCP/IP)</b>	
S7-200 with CP 243-1	CP 1612 A2 <sup>7)</sup> CP 1613 A2
S7-300 CPUs with integral Ethernet interface	
S7-300 with CP 343-1	
S7-400 CPUs with integral Ethernet interface	
S7-400 with CP 443-1	
WinAC Basis (V3.0 and higher)	
WinAC RTX	

### SIMATIC S7 via integrated interface

WinAC Basis (V2.0 and higher)	Internal system interface
-------------------------------	---------------------------

WinAC RTX	
-----------	--

### SIMATIC 505 NITP

SIMATIC 500/505 RS 232/RS 422	COM1/COM2
-------------------------------	-----------

### SIMATIC 505 via PROFIBUS DP

SIMATIC 545/555 with CP 5434	CP 5612 <sup>2)</sup> CP 5622 <sup>2)</sup>
------------------------------	--

### SIMOTION <sup>8)</sup>

### SINUMERIK <sup>9)</sup>

### Third-party controllers

Allen Bradley (DF1/DH485)	COM1/COM2
Allen Bradley (Ethernet)	CP 1612 A2 <sup>7)</sup>
GE Fanuc (SNP/SNPX)	COM1/COM2
LG GLOFA GM	COM1/COM2
Mitsubishi (FX/MP4)	COM1/COM2
Modicon (Modbus)	COM1/COM2
Modicon (Modbus TCP/IP)	CP 1612 A2 <sup>7)</sup>
OMRON (Link/Multilink)	COM1/COM2

### OPC <sup>10) 12)</sup>

Data Access V2.05a (client + server)	CP 1612 A2 <sup>7)</sup>
--------------------------------------	--------------------------

Data Access XML V1.00 (client)	
--------------------------------	--

HTTP communication for data exchange between SIMATIC HMI (client + server) <sup>11) 12)</sup>	CP 1612 A2 <sup>7)</sup>
---	--------------------------

- <sup>1)</sup> WinCC flexible Runtime is passive (DP slave); the function block required for the link is included in the scope of supply of WinCC flexible
- <sup>2)</sup> For Microbox 427 and Panel PC 477/577/677 via internal MPI/DP interface
- <sup>3)</sup> Only point-to-point to S7-200; no configuration download, operating systems: Windows XP; article number: 6ES7901-3CB30-0AX0
- <sup>4)</sup> Constraint with regard to baud rate for S7-200; see Catalog ST 70
- <sup>5)</sup> WinCC flexible RT is active; communication with S7 functions
- <sup>6)</sup> Only point-to-point to S7-300/-400; no configuration download, operating systems: Windows XP or higher; article number: 6GK1571-0BA00-0AA0 (USB)
- <sup>7)</sup> For Microbox 427 and Panel PC 477/577/677/877 via internal Ethernet interface
- <sup>8)</sup> For further information, see Catalog PM 21
- <sup>9)</sup> "SINUMERIK HMI copy license OA" option required; for further information, see Catalog NC 60
- <sup>10)</sup> OPC Client is included in scope of supply, the "WinCC flexible/OPC Server for WinCC flexible Runtime" license is required for the OPC Server option
- <sup>11)</sup> "WinCC flexible/Sm@rtAccess for WinCC flexible Runtime" license required
- <sup>12)</sup> OPC and HTTP communication are additive, i.e. can be used in conjunction with the PLC links listed above
- <sup>13)</sup> Via PC cable with integrated level converter RS 232/TTY; article number: 6ES5734-1BD20

For information about SIMATIC Panels that support OPC/http communication, see the overview under "System interfaces".



## HMI Software

### SIMATIC WinCC flexible HMI system

#### SIMATIC WinCC flexible RT

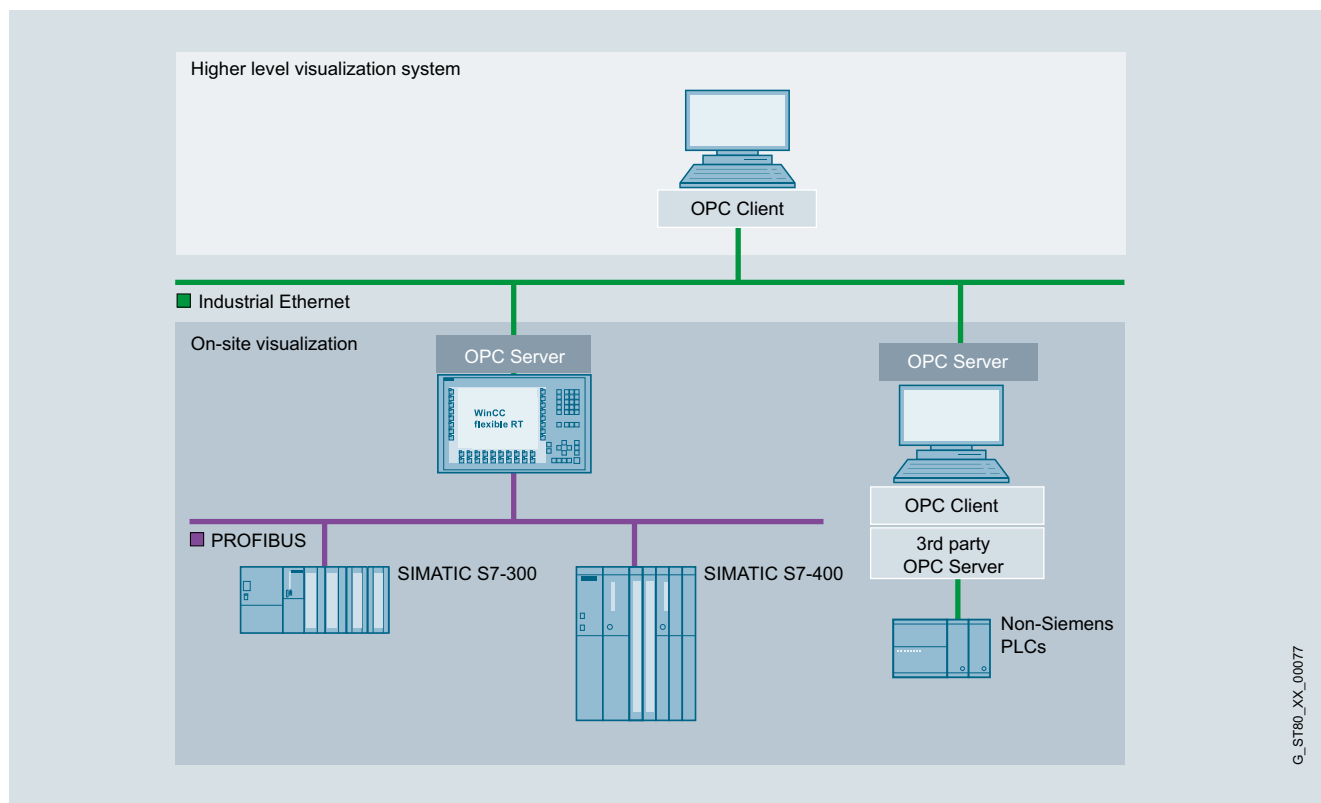
#### Integration (continued)

##### Application note

In parallel with each and every PLC link, WinCC flexible Runtime supports the use of the OPC Client channel; this enables, for example, connection to an SNMP OPC Server for the purpose of visualizing the data stored there. The SNMP OPC Server provides a means of monitoring network components of any type (e.g. switches) which support the SNMP protocol. For further information, see Catalog IK PI.

##### Note:

For further information, see "Operator Control and Monitoring Devices/System interfaces"



SIMATIC WinCC flexible Runtime application example

### Technical specifications

Type	SIMATIC WinCC flexible Runtime
	The specifications are maximum values
<b>Displays</b>	500
• Fields per screen	400
• Variables per screen	400
• Static text	30,000
• Graphics objects	2,000
• Complex objects per display (e.g. bars)	40
• Trends	800
• Graphics lists <sup>1)</sup>	500
• Text lists <sup>1)</sup>	500
• Number of entries in symbol tables	3,500
<b>Variables</b>	4,096 <sup>3)</sup>
<b>Messages bit-triggered / analog</b>	4,000 / 500
• Message text (number of characters)	80
• Number of process values per message	8
• Size of message buffer	1,024
• Pending message events	500
<b>Archives <sup>4)</sup></b>	100
• Archivable data	Process data, messages
• Max. number of entries per archive (incl. all archive segments)	500,000
• Archive types	Short-term archive, sequence archive (max. 400 per archive)
• Data storage format	CSV ( <b>C</b> omma <b>S</b> eparated <b>V</b> ariable), RDB ( <b>R</b> untime <b>D</b> ata <b>B</b> ase), interface to MS SQL database
<b>Recipes<sup>4)</sup></b>	1,000
• Elements per recipe	2,000 <sup>3)</sup>
• Data records per recipe	5,000 <sup>2)</sup>
<b>Password protection</b>	
• User rights	32
• Number of user groups	50
<b>Visual Basic scripts</b>	200
<b>Online languages, max.</b>	16
<b>Communication</b>	
SIMATIC S7 MPI interface/ PROFIBUS DP interface	
• Number of connectable stations, max.	Depending on the scope of the configuration (communication) from the point of view of WinCC flexible Runtime, as many as 8 connections are possible
SIMATIC S7 PPI interface	
• Number of connectable stations, max.	1 from viewpoint of WinCC flexible Runtime
SIMATIC S5 PROFIBUS DP interface	
• Number of connectable stations, max.	1 from viewpoint of WinCC flexible Runtime
Multi-protocol operation	Yes, OPC Client or SIMATIC HMI HTTP protocol are additive, i.e. can be used in conjunction with other PLC links

<sup>1)</sup> Together only 500 text and graphics lists

<sup>2)</sup> Dependent on memory medium used

<sup>3)</sup> Dependent on number of licensed PowerTags

<sup>4)</sup> Option for SIMATIC WinCC flexible Runtime. For further information, refer to "WinCC flexible options".

### Ordering data

#### SIMATIC WinCC flexible 2008 Runtime

for PC systems; software and documentation on DVD, including software of the options for PC systems <sup>1)</sup>; Single license, license key on USB stick for:

- 128 PowerTags (RT 128)
- 512 PowerTags (RT 512)
- 2 048 PowerTags (RT 2 048)
- 4 096 PowerTags (RT 4 096)

#### Download <sup>2)</sup>

Single license, software and license key download, email address required for delivery.

- 128 PowerTags
- 512 PowerTags
- 2 048 PowerTags
- 4 096 PowerTags

#### Powerpacks

#### SIMATIC WinCC flexible 2008 Runtime

Single license, license key only on USB stick for PowerTags from

- 128 to 512 PowerTags
- 128 to 2 048 PowerTags
- 128 to 4 096 PowerTags
- 512 to 2 048 PowerTags
- 512 to 4 096 PowerTags
- 2 048 to 4 096 PowerTags

#### Download <sup>2)</sup>

Single license, license key download only, email address required for delivery.

- 128 to 512 PowerTags
- 128 to 2 048 PowerTags
- 128 to 4 096 PowerTags
- 512 to 2 048 PowerTags
- 512 to 4 096 PowerTags
- 2 048 to 4 096 PowerTags

### Article No.

**6AV6613-1BA51-3CA0**  
**6AV6613-1DA51-3CA0**  
**6AV6613-1FA51-3CA0**  
**6AV6613-1GA51-3CA0**

**6AV6613-1BA51-3CH0**  
**6AV6613-1DA51-3CH0**  
**6AV6613-1FA51-3CH0**  
**6AV6613-1GA51-3CH0**

**6AV6613-4BD01-3AD0**  
**6AV6613-4BF01-3AD0**  
**6AV6613-4BG01-3AD0**  
**6AV6613-4DF01-3AD0**  
**6AV6613-4DG01-3AD0**  
**6AV6613-4FG01-3AD0**

**6AV6613-4BD01-3AJ0**  
**6AV6613-4BF01-3AJ0**  
**6AV6613-4BG01-3AJ0**  
**6AV6613-4DF01-3AJ0**  
**6AV6613-4DG01-3AJ0**  
**6AV6613-4FG01-3AJ0**

**HMI Software**

## SIMATIC WinCC flexible HMI system

## SIMATIC WinCC flexible RT

**Ordering data****Article No.****Article No.****Updates**

**SIMATIC WinCC flexible 2008 Runtime Update 2008, 2008 SP1, SP2, SP3 -> SP5**

**6AV6613-1XA51-3CU8**

**Upgrades**

**SIMATIC WinCC flexible 2004/2005/2007 Runtime to SIMATIC WinCC flexible 2008 Runtime**

Upgrade to SIMATIC WinCC flexible Runtime 2008 PowerTags including runtime options for:  
WinCC flexible /Archives;  
WinCC flexible /Recipes;  
WinCC flexible /Audit;  
WinCC flexible /Sm@rtAccess;  
WinCC flexible /OPC-Server;  
WinCC flexible /ProAgent

- Software and documentation on DVD, single license, license key on USB stick
- Download <sup>2)</sup>, software and license key download, single license, email address required for delivery

**6AV6613-1XA51-3CE0**

**6AV6613-1XA51-3CK0**

**Upgrade of the SIMATIC WinCC flexible Panel options:**

WinCC flexible /Audit for SIMATIC Panel;  
WinCC flexible /Sm@rtAccess for SIMATIC Panel;  
WinCC flexible /Sm@rtService for SIMATIC Panel;  
WinCC flexible /OPC-Server for SIMATIC Multi Panel;  
WinCC flexible /ProAgent for SIMATIC Multi Panel

- only license key on USB stick, single license
- Download <sup>2)</sup>, only license key download, single license, email address required for delivery

**6AV6618-7XX01-3AF0**

**6AV6618-7XX01-3AK0**

<sup>1)</sup> Runtime licenses for WinCC flexible Runtime options must be purchased separately for each target system.

<sup>2)</sup> Current information and availability regarding the new type of delivery can be found at: <http://www.siemens.com/tia-online-software-delivery>

Ordering data	Article No.	Article No.	
<b>Communication via Industrial Ethernet</b> <b>CP 1613 A2</b> PCI card (32-bit) for connecting a PG/PC to Industrial Ethernet (communications software must be ordered separately)	6GK1161-3AA01	<b>CP 5612</b> PCI card (32-bit) for connecting a PG/PC to PROFIBUS (communications software included in WinCC flexible basic package)	6GK1561-2AA00
<b>SIMATIC NET HARDNET-IE S7 V12</b> Software for S7 communication and open communication; OPC, PG/OP communication, configuring software; up to 120 connections; Single License for 1 installation of runtime software, software and electronic manual on DVD <ul style="list-style-type: none"> <li>• Single license for 1 installation</li> <li>• Software Update Service for one year, with automatic extension; requirement: Current software version</li> <li>• Upgrade S7-1613 from V6.4 to S7-1613 V8.0 SP1</li> <li>• Upgrade S7-1613 from V6.0, V6.1, V6.2 or V6.3 to S7-1613 V8.0 SP1</li> </ul>	6GK1716-1CB12-0AA0 6GK1716-1CB00-3AL0 6GK1716-1CB00-3AE0 6GK1716-1CB00-3AE1	<b>CP 5622</b> PCI Express X1 card (32-bit) for connection of PG/PC to PROFIBUS or MPI (communications software included in WinCC flexible basic package)	6GK1562-2AA00
<b>Communication via PROFIBUS</b> <b>CP 5613 A3</b> PCI card (32-bit) for connecting a PC to PROFIBUS (communications software must be ordered separately)	6GK1561-3AA02	<b>CP 5711</b> USB adapter (USB V2.0) for connecting a PG/notebook to PROFIBUS or MPI (communications software included in WinCC Basic package)	6GK1571-1AA00
<b>CP 5614 A3</b> PCI card (32-bit) for connecting a PC to PROFIBUS (communications software must be ordered separately)	6GK1561-4AA02	<b>SIMATIC S7, MPI cable</b> For linking SIMATIC S7 and PG via MPI	6ES7901-0BF00-0AA0
<b>SIMATIC NET PB S7-5613 V8.0 SP1</b> Software for S7 communication, incl. PG and FDL protocol, OPC server and NCM PC; Runtime software, software and electronic manual on USB flash drive, license key on diskette, Class A, for 32-bit Windows 7 Professional/Ultimate for up to 4 CP 5613 A2, CP5614 A2, CP 5603 / CP 5623 / CP 5624; <ul style="list-style-type: none"> <li>• Single license for 1 installation</li> <li>• Software Update Service for one year, with automatic extension; requirement: Current software version</li> <li>• Upgrade S7-5613 from V6.4 to S7-5613 V8.0 SP1</li> <li>• Upgrade S7-5613 from V6.0, V6.1, V6.2 or V6.3 to S7-5613 V8.0 SP1</li> </ul>	6GK1713-5CB80-3AA0 6GK1713-5CB00-3AL0 6GK1713-5CB00-3AE0 6GK1713-5CB00-3AE1	<b>PC/PPI adapter</b> RS 232, 9-pin; male with RS 232/PPI converter, max. 19.2 kbps	6ES7901-3CB30-0XA0

### More information

More information is available on the Internet at:

<http://www.siemens.com/wincc-flexible>

### Note:

Do you need a specific modification or option for the products described here? You will find information about the Open Platform Program for the creation of user-specific functions and controls for WinCC flexible under "Customized Products".

## HMI Software

### SIMATIC WinCC flexible HMI system

#### SIMATIC WinCC flexible options

##### Overview

##### **Option for SIMATIC WinCC flexible Engineering**

###### **SIMATIC WinCC flexible /ChangeControl**

WinCC flexible/ChangeControl enables consistent backup of configuration data.

The history of changes can be verified down to the last detail for applications requiring interruption-free proof for the complete life cycle of a product.

##### **Options for SIMATIC Panels/Multi Panels and SIMATIC WinCC flexible Runtime**

###### **SIMATIC WinCC flexible /Archives**

Archiving of alarms and process values

###### **SIMATIC WinCC flexible /Recipes**

Generation and management of data records for machine or production data

###### **SIMATIC WinCC flexible /Audit**

Recording of operator actions in an Audit Trail

- Audit supports users in meeting special quality requirements, e.g.
  - Production plant requiring validation according to 21 CFR Part 11 (Food Drug Administration law)
  - In respect of traceability according to EU 175/2002 (EU directive)

###### **SIMATIC Logon for WinCC flexible**

Option for connecting PCs with SIMATIC WinCC flexible Runtime and SIMATIC Panels to central user administration.

###### **SIMATIC WinCC flexible /Sm@rtAccess**

- Flexible solution for access to HMI systems and process data from any location
- Communication between different SIMATIC HMI systems

###### **SIMATIC WinCC flexible /Sm@rtService**

- Remote maintenance and servicing of machines and plant via Internet/intranet
- Flexible solution for remote access to machines and plant

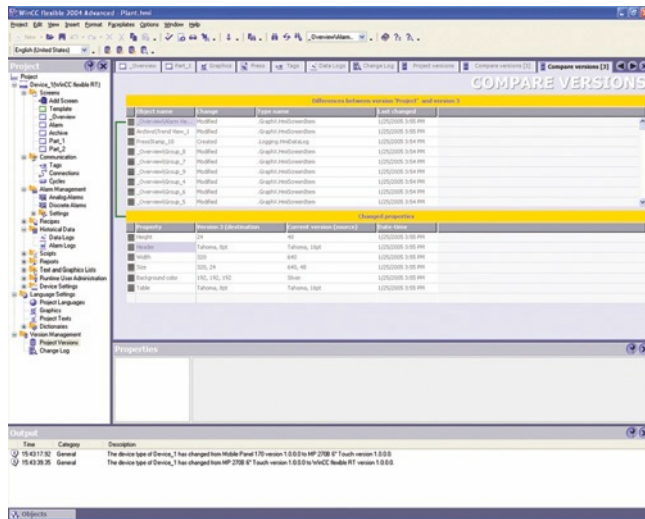
###### **SIMATIC WinCC flexible /OPC server**

- Incorporation of automation components from different vendors into a single automation concept
- Communication for data exchange between HMI systems and/or higher-level control system

###### **SIMATIC WinCC flexible /ProAgent**

- Precise and rapid process fault diagnostics in plant and machines for SIMATIC S7 and SIMATIC HMI
- Standardized diagnostics concept for various SIMATIC components
- No further configuration overhead for diagnostics functionality

## Overview



- Options for the versioning of configuration data and for tracing configuration changes (e.g. as verification in regulated sectors)
- For the engineering tool SIMATIC WinCC flexible Compact/Standard/Advanced
- One license is required for each configuration computer

## Benefits

- Consistent backup of configuration data
  - Delivered versions, approved reference states or development stages are managed in a database.
  - Changes to project data can be integrated without problem into the version management using new versions. A rollback is possible at any time.
- Tracing of configuration changes
  - The history of changes can be verified down to the last detail for applications requiring interruption-free proof for the complete life cycle of a product.

## Ordering data

### WinCC flexible /ChangeControl for WinCC flexible 2008 Compact/Standard/Advanced<sup>1)</sup>

- Floating license, license key only on USB stick

#### Download<sup>2)</sup>

- Floating license, only license key download  
Email address required for delivery

## Article No.

6AV6613-6AA01-3AB5

6AV6613-6AA01-3AH5

<sup>1)</sup> The ChangeControl option has not been released for integrated operation with STEP 7.

<sup>2)</sup> Current information and availability regarding the new type of delivery can be found at: <http://www.siemens.com/tia-online-software-delivery>

## More information

### Note

Do you need a specific modification or option for the products described here? Then look up "Customized products", where you will find information about the Open Platform Program for the creation of user-specific functions and controls for WinCC flexible.

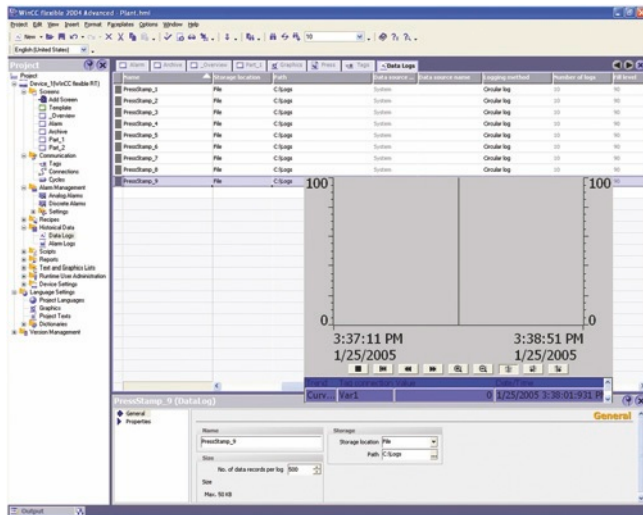
## HMI Software

SIMATIC WinCC flexible HMI system

SIMATIC WinCC flexible options

### WinCC flexible /Archives

#### Overview



- Option for SIMATIC WinCC flexible Runtime for archiving process values and messages
- Archiving of process values and messages supports the acquisition and processing of process data from an industrial plant or machine. Evaluation of the archived process data provides information about the operating states of the plant or machine
- One license is required per operator station (no license is required for SIMATIC Panels/Multi Panels)

#### Technical specifications

Type	WinCC flexible /Archives
	The specifications are maximum values
<b>Execution platform</b>	SIMATIC WinCC flexible Runtime
<b>Archives</b>	100
• Archivable data	Process values, messages
• Cyclical trigger for archiving process values (variables)	1 s
• Max. number of entries per archive (incl. sequence archive)	500,000 <sup>1)</sup>
• Archive types	<ul style="list-style-type: none"> <li>• Circulating archive</li> <li>• Sequence archive (max. 400 per archive)</li> </ul>
• Data storage format	CSV (Comma Separated Variable), RDB (Runtime Data Base) and interface to Microsoft SQL database (database not included in scope of delivery)

<sup>1)</sup> Dependent on memory medium used

#### Ordering data

#### Article No.

##### WinCC flexible /Archives for WinCC flexible 2008 Runtime <sup>1)</sup>

- Single license, license key only on USB stick

**6AV6618-7ED01-3AB0**

##### Download <sup>2)</sup>

- Single license, license key download only  
Email address required for delivery

**6AV6618-7ED01-3AH0**

##### WinCC flexible /Archives+ Recipes for WinCC flexible 2008 Runtime <sup>1)</sup>

- Single license for each option, license key only on USB stick

**6AV6618-7GD01-3AB0**

##### Download <sup>2)</sup>

- Single license for each option, license key download only  
Email address required for delivery

**6AV6618-7GD01-3AH0**

<sup>1)</sup> One license is required for each operator station. A license is not required for the engineering system for configuring the runtime option.

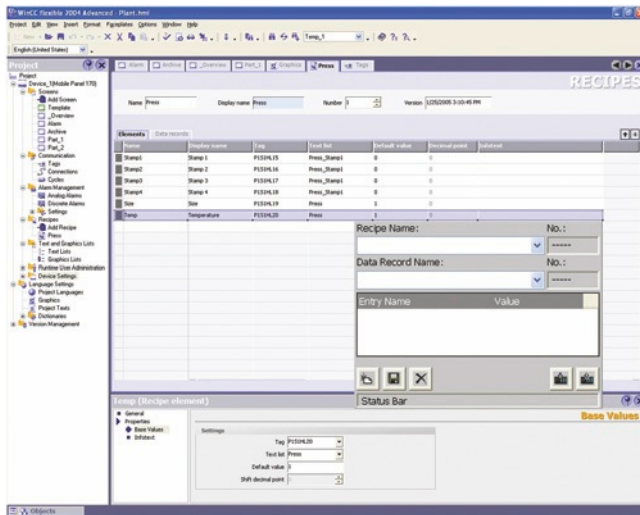
<sup>2)</sup> Current information and availability regarding the new type of delivery can be found at: <http://www.siemens.com/tia-online-software-delivery>

#### More information

##### Note

Do you need a specific modification or option for the products described here? Then look up "Customized products", where you will find information about the Open Platform Program for the creation of user-specific functions and controls for WinCC flexible.

## Overview



- Option for SIMATIC WinCC flexible Runtime for managing data records in recipes that contain related machine or production data
- The data in a data set can be transferred, for example, from the control unit to the PLC to switch production to a different product variant
- One license is required per operator station (no license is required for SIMATIC Panels/Multi Panels)

## Technical specifications

Type	WinCC flexible /Recipes
	The specifications are maximum values
<b>Execution platform</b>	SIMATIC WinCC flexible Runtime
<b>Recipes</b>	1000
• Entries per recipe	2000 <sup>1)</sup>
• Data records per recipe	5000 <sup>2)</sup>
• User data length in bytes per data record	8000 KB <sup>2)</sup>

<sup>1)</sup> Dependent on number of licensed PowerTags

<sup>2)</sup> Dependent on memory medium used

## Ordering data

## Article No.

### WinCC flexible /Recipes for WinCC flexible 2008 Runtime <sup>3)</sup>

- Single license, license key only on USB stick

**6AV6618-7FD01-3AB0**

### Download <sup>4)</sup>

- Single license, license key download only  
email address required for delivery

**6AV6618-7FD01-3AH0**

### WinCC flexible /Archives+ Recipes for WinCC flexible 2008 Runtime <sup>3)</sup>

- Single license per option, license key only on USB stick

**6AV6618-7GD01-3AB0**

### Download <sup>4)</sup>

- Single license for each option, license key download only  
email address required for delivery

**6AV6618-7GD01-3AH0**

<sup>3)</sup> One license is required for each operator station. A license is not required for the engineering system for configuring the Runtime option.

<sup>4)</sup> Current information and availability regarding the new type of delivery can be found at: <http://www.siemens.com/tia-online-software-delivery>

## More information

### Note

Do you need a specific modification or option for the products described here? Then look up "Customized products", where you will find information about the Open Platform Program for the creation of user-specific functions and controls for WinCC flexible.



## HMI Software

SIMATIC WinCC flexible HMI system

SIMATIC WinCC flexible options

### WinCC flexible /Audit

#### Overview

- Option for SIMATIC WinCC flexible Runtime as well as SIMATIC Panels for recording operations in an audit trail, and electronic signature
- The audit trail features a safety mechanism that indicates subsequent manipulation.
- An easy-to-use configuration option included as standard in WinCC flexible enables you to set:
  - The operator actions to be recorded in the audit trail during runtime
  - The important operator actions requiring electronic signature/comments during runtime
- The audit option combined with the WinCC flexible ES ChangeControl option supports the user with plant validation
- Available for the following SIMATIC HMI systems: TP/OP 270, TP/OP 277, MP 270B, MP 277, MP 370, MP 377, WinCC flexible Runtime
- A license is required for every operator control unit (panel or PC)

#### Technical specifications

	WinCC flexible /Audit
Archive for Audit Trail use on the Panel	<ul style="list-style-type: none"> <li>• Plug-in flash memory card on the panel</li> <li>• In the higher-level PC (memory medium) connected to the panel via Ethernet</li> </ul>
Archive for Audit Trail use of WinCC flexible Runtime	On the PC (storage medium)
<b>Execution platform</b>	
SIMATIC Panels	Mobile Panel 277, TP/OP 270, TP/OP 277
SIMATIC Multi Panels	MP 270B, MP 277, MP 370, MP 377
PCs	SIMATIC WinCC flexible Runtime

#### Ordering data

#### Article No.

##### WinCC flexible /Audit for SIMATIC Panels <sup>1)</sup>

- Single license, license key only on USB stick

**6AV6618-7HB01-3AB0**

##### Download <sup>2)</sup>

- Single license, license key download only  
Email address required for the delivery

**6AV6618-7HB01-3AH0**

##### WinCC flexible /Audit for WinCC flexible Runtime 2008 <sup>1)</sup>

- Single license, license key only on USB stick

**6AV6618-7HD01-3AB0**

##### Download <sup>2)</sup>

- Single license, license key download only  
Email address required for the delivery

**6AV6618-7HD01-3AH0**

<sup>1)</sup> One license is required for each operator console. A license is not required for the engineering system for configuring the runtime option.


<sup>2)</sup> Current information and availability regarding the new delivery package can be found at: <http://www.siemens.com/tia-online-software-delivery>

#### More information

##### Note

Do you need a specific modification or option for the products described here? Then look up "Customized products", where you will find information about the Open Platform Program for the creation of user-specific functions and controls for WinCC flexible.

## Overview



- Option for connecting PCs with SIMATIC WinCC flexible Runtime and SIMATIC Panels to central user administration SIMATIC Logon.
- Creates user administration on a central computer to which one or more WinCC flexible stations can be connected over Ethernet.
- SIMATIC Logon for WinCC flexible supports the user in combination with the /Audit and /ChangeControl options in meeting requirements in accordance with FDA 21 CFR Part 11 and EU178.

## Design

SIMATIC Logon and SIMATIC Logon Remote Access are installed on a central station.

The following WinCC flexible stations are connected to the central station via Ethernet network:

- PCs with WinCC flexible Runtime
- SIMATIC Panels from the 177 series or higher (panels with Ethernet interface)

## Licensing

The following licenses are required:

- SIMATIC Logon basic license
- SIMATIC Logon Remote Access license (3-pack license 10-pack license); more than one SIMATIC Logon Remote Access license can be installed.

The number of connectable stations depends on the SIMATIC Logon Remote Access licenses used. This number is the total of the connections provided by the individual licenses.

As an example: Two installed licenses for 10 enable the connection of 20 stations to the central station.

## Technical specifications

SIMATIC Logon for WinCC flexible	
<b>Execution platform</b>	
SIMATIC Panels	Mobile Panel 177 PN; Mobile Panel 277, TP/OP 177B PN/DP, TP/OP 277
SIMATIC Multi Panels	MP 177, MP 277, MP 377
PCs	WinCC flexible Runtime

## Ordering data

Article No.	
<b>SIMATIC Logon V1.5</b>	<b>6ES7658-7BX51-0YA0</b>
Basic license; for panels or WinCC flexible Runtime stations, the corresponding number of additional SIMATIC Logon Remote Access licenses is required.	
<b>SIMATIC Logon Upgrade to V1.5</b>	<b>6ES7658-7BX51-0YE0</b>
<b>SIMATIC Logon Remote Access for WinCC flexible (3 clients)</b>	<b>6ES7658-7BA00-2YB0</b>
Remote access for 3 WinCC flexible 2008 clients; single license for 3 remote access clients; type of delivery: CD, license key disk, Certificate of License, Terms and Conditions The number of licensed clients is determined based on the amount of installed SIMATIC Logon Remote Access licenses.	
<b>SIMATIC Logon Remote Access for WinCC flexible (10 clients)</b>	<b>6ES7658-7BB00-2YB0</b>
Remote access for 10 WinCC flexible 2008 clients; single license for 10 remote access clients; type of delivery: CD, license key disk, Certificate of License, Terms and Conditions The number of licensed clients is determined based on the amount of installed SIMATIC Logon Remote Access licenses.	

## More information

### Note

Do you need a specific modification or addition to the products described here? Then take a look under "Customer-specific products". There, we provide information on the Open Platform Program for creating your own functions or Controls for WinCC flexible.

## HMI Software

SIMATIC WinCC flexible HMI system  
SIMATIC WinCC flexible options

### WinCC flexible /Sm@rtAccess

#### Overview

- Option for SIMATIC WinCC flexible Runtime plus SIMATIC Panels for communication between various SIMATIC HMI systems.
- Available for the following SIMATIC HMI systems:
  - Mobile Panel 177 PN, Mobile Panel 277
  - TP 177B PN/DP, OP 177B PN/DP
  - TP 270, TP 277, OP 270, OP 277
  - MP 177, MP 270B, MP 277, MP 370, MP 377
  - WinCC flexible Runtime
- Communication between HMI systems is established on the basis of Ethernet networks, or via the intranet/Internet:
  - Read and write access to tags;
  - One SIMATIC HMI system can be remotely controlled or monitored from another one;
- Licensing:
  - The license "WinCC flexible/Sm@rtAccess for Panel" or "WinCC flexible/Sm@rtAccess for WinCC flexible Runtime" must be installed on both the server and client HMI device.

#### Note:

If the operator stations are accessed using the Sm@rtAccess option, suitable protective measures (including IT security such as network segmentation) should be taken in order to ensure safe operation of the system. You will find more information on the topic of Industrial Security on the Internet at:

<http://www.siemens.com/industrialsecurity>

#### Technical specifications

Type	WinCC flexible /Sm@rtAccess
	The specifications are maximum values
<b>Execution platform</b>	
• SIMATIC Panels	Mobile Panel 177 PN, Mobile Panel 277, TP/OP 177B PN/DP, TP/OP 270, TP/OP 277
• SIMATIC Multi Panels	MP 177, MP 270B, MP 277, MP 370, MP 377
• PCs	WinCC flexible Runtime
<b>Sm@rtAccess SIMATIC HMI HTTP protocol</b>	
Number of connections for one client	
• Mobile Panel 177 PN, TP/OP 177 B PN/DP, MP 177 as HTTP server	4
• Mobile Panel 277, TP/OP 270, TP/OP 277, MP 270B, MP 277, MP 370, MP 377 as HTTP server	8
• for WinCC flexible Runtime	16
<b>Sm@rtAccess Sm@rtClient concept</b>	
Number of Sm@rtClients that can connect to a Sm@rtServer at the same time <sup>1) 2)</sup>	
• Mobile Panel 177 PN, TP/OP 177B PN/DP, MP 177 as Sm@rtServer	2 clients
• Mobile Panel 277, TP/OP 270, TP/OP 277, MP 270B, MP 277 as Sm@rtServer	3 clients for 6" devices 2 clients for 8" and 10" devices
• MP 370, MP 377 as Sm@rtServer	3 clients for 12" devices 2 clients for 15" devices 1 client for 19" devices
• for WinCC flexible Runtime as Sm@rtServer	5 clients
Number of Sm@rtClient displays per screen	
• for Panels/Multi Panels	1
• for WinCC flexible Runtime	2

<sup>1)</sup> Including 1 Service Client

<sup>2)</sup> The Sm@rtServer and the WinCC flexible/Pro Agent option cannot be used simultaneously on OP/TP/MP 270/370. Parallel operation of the runtime options ProAgent, Sm@rtAccess and Sm@rtService is possible in the context of the MP 277 8" and 10" devices, Mobile Panel 277 as well as the MP 377. Limitation: a maximum of 2 clients can be connected simultaneously to a Sm@rtServer.

**Ordering data****Article No.****WinCC flexible /Sm@rtAccess for SIMATIC Panel <sup>1)</sup>**

- Single license, license key only on USB stick

**6AV6618-7AB01-3AB0**Download <sup>2)</sup>

- Single license, license key download only  
Email address required for the delivery

**6AV6618-7AB01-3AH0****WinCC flexible /Sm@rtAccess for WinCC flexible 2008 Runtime <sup>1)</sup>**

- Single license, license key only on USB stick

**6AV6618-7AD01-3AB0**Download <sup>2)</sup>

- Single license, license key download only  
Email address required for the delivery

**6AV6618-7AD01-3AH0**

<sup>1)</sup> The license must be installed on the server and on the client HMI device. Server applications are the options Sm@rtServer, HTTP-Server and SOAP-Server. Client applications are the screen object Sm@rtClient display, and the utilization of the communication driver HTTP protocol. A license is not required for the engineering system for configuring the runtime option.

<sup>2)</sup> Current information and availability regarding the new delivery package can be found at: <http://www.siemens.com/tia-online-software-delivery>

**More information**Note

Do you need a specific modification or option for the products described here? Then look up "Customized products", where you will find information about the Open Platform Program for the creation of user-specific functions and controls for WinCC flexible.

## HMI Software

SIMATIC WinCC flexible HMI system

SIMATIC WinCC flexible options

### WinCC flexible /Sm@rtService

#### Overview

- Option for SIMATIC WinCC flexible Runtime and SIMATIC Panels for remote maintenance and servicing of machines/plants via the Internet/intranet
- Available for the following SIMATIC HMI systems:
  - Mobile Panel 177 PN, Mobile Panel 277
  - TP 177B PN/DP, OP 177B PN/DP
  - TP 270, TP 277, OP 270, OP 277
  - MP 177, MP 270B, MP 277, MP 370, MP 377
  - WinCC flexible Runtime
- Licensing  
The "WinCC flexible/Sm@rtService for Panel" license or "WinCC flexible/Sm@rtService for WinCC flexible Runtime" license must be installed on the operator panels that use one of the following options/functions: Sm@rtServer, HTML pages (mini-Web server), email.

#### Note:

If the operator stations are accessed using the Sm@rtService option, suitable protective measures (including IT security such as network segmentation) should be taken in order to ensure safe operation of the system.

You will find more information on the topic of Industrial Security on the Internet at:

<http://www.siemens.com/industrialsecurity>

#### Application

- Remote maintenance and servicing of machines and plants via Internet/Intranet
- Calling of system information, control of target systems, and updating of data sets via Internet/Intranet
- Automatic sending of emails to experts for fast elimination of faults

#### Technical specifications

Type	WinCC flexible /Sm@rtService
<b>Execution platform</b>	
• SIMATIC Panels	Mobile Panel 177 PN, Mobile Panel 277, TP 177B PN/DP, OP 177B PN/DP, TP/OP 270, TP/OP 277
• SIMATIC Multi Panels	MP 177, MP 270B, MP 277, MP 370, MP 377
• PCs	SIMATIC WinCC flexible Runtime
<b>Sm@rtService <sup>1)</sup></b>	
Remote access via	Internet Explorer V6.0 SP1 and higher
HTML pages	
• for Panels/Multi Panels	HTML V1.1 (no support for ActiveX, Java, ASP)
• for WinCC flexible Runtime	HTML V1.1
Sending emails	<ul style="list-style-type: none"> <li>• via SMTP server</li> <li>• Subject, message texts with 250 characters of text per email; date/time of message, message no.</li> </ul>

<sup>1)</sup> The Sm@rtServer and the WinCC flexible /ProAgent option cannot be used simultaneously on OP/TP/MP 270/370. Parallel operation of the runtime options ProAgent, Sm@rtAccess and Sm@rtService is possible in the context of the MP 277 8" and 10" devices, Mobile Panel 277 as well as the MP 377. Limitation: a maximum of 2 clients can be connected with a Sm@rtServer.

#### Ordering data

#### Article No.

##### WinCC flexible /Sm@rtService for SIMATIC Panels <sup>2)</sup>

- Single license, license key only on USB stick

6AV6618-7BB01-3AB0

##### Download <sup>3)</sup>

- Single license, license key download only  
Email address required for the delivery

6AV6618-7BB01-3AH0

##### WinCC flexible /Sm@rtService for WinCC flexible Runtime 2008 <sup>2)</sup>

- Single license, license key only on USB stick

6AV6618-7BD01-3AB0

##### Download <sup>3)</sup>

- Single license, license key download only  
Email address required for the delivery

6AV6618-7BD01-3AH0

<sup>2)</sup> The "WinCC flexible /Sm@rtService for Panel" license or "WinCC flexible /Sm@rtService for WinCC flexible Runtime" license must be installed on the operator panels that use one of the following options: Sm@rtServer, HTML pages, email. The remote service PC and engineering system do not require a license for configuration of the Runtime option.

<sup>3)</sup> Current information and availability regarding the new delivery package can be found at: <http://www.siemens.com/tia-online-software-delivery>

#### More information

##### Note

Do you need a specific modification or option for the products described here? Then look up "Customized products", where you will find information about the Open Platform Program for the creation of user-specific functions and controls for WinCC flexible.

#### Overview

- Option for SIMATIC WinCC flexible Runtime as well as Multi Panels for communication with applications from different vendors (e.g. MES, ERP, or applications in the office sector)
- Available for the following SIMATIC HMI systems:
  - Mobile Panel 277, MP 270B, MP 277, MP 370, MP 377 (use of OPC on XML basis)
  - WinCC flexible Runtime (use of OPC based on DCOM)
- One license is required for each operator station.

#### Application

##### OPC Foundation

<http://www.opcfoundation.org>

#### Technical specifications

Type	WinCC flexible /OPC-Server
	The specifications are maximum values
<b>Execution platform</b>	
<ul style="list-style-type: none"> <li>• SIMATIC Panels</li> <li>• SIMATIC Multi Panels</li> <li>• PCs</li> </ul>	Mobile Panel 277 MP 270B, MP 277, MP 370, MP 377 SIMATIC WinCC flexible Runtime
<b>OPC-Server</b>	
<ul style="list-style-type: none"> <li>• XML server for Multi Panels</li> <li>• DCOM server for WinCC flexible Runtime</li> <li>• Number of connections that an OPC server can accommodate</li> </ul>	Supports the OPC XML Data Access specification V1.0 <sup>1)</sup> Supports the OPC Data Access specification V1.0a and V2.0 8

<sup>1)</sup> Data access via XML has a functional scope that is similar to OPC Data Access. A software adapter is required that must be installed on the OPC client PC to enable DCOM-based OPC clients to access the OPC XML server without any modification. The software adapter is supplied with WinCC flexible Engineering and Runtime.

#### Ordering data

#### Article No.

##### WinCC flexible /OPC-Server for SIMATIC Multi Panels <sup>2)</sup>

- Single license, license key only on USB stick

**6AV6618-7CC01-3AB0**

##### Download <sup>3)</sup>

- Single license, license key download only  
Email address required for the delivery

**6AV6618-7CC01-3AH0**

##### WinCC flexible /OPC-Server for WinCC flexible Runtime 2008 <sup>2)</sup>

- Single license, license key only on USB stick

**6AV6618-7CD01-3AB0**

##### Download <sup>3)</sup>

- Single license, license key download only  
Email address required for the delivery

**6AV6618-7CD01-3AH0**

<sup>2)</sup> One license is required for each operator station. A license is not required for the engineering system for configuring the Runtime option.

<sup>3)</sup> Current information and availability regarding the new delivery package can be found at: <http://www.siemens.com/tia-online-software-delivery>

#### More information

##### Note

Do you need a specific modification or option for the products described here? Then look up "Customized products", where you will find information about the Open Platform Program for the creation of user-specific functions and controls for WinCC flexible.

## HMI Software

SIMATIC WinCC flexible HMI system

SIMATIC WinCC flexible options

### WinCC flexible /ProAgent

#### Overview

- Targeted and rapid process diagnostics in plants and machines for SIMATIC S7 and SIMATIC HMI
- Standardized diagnostics concept for various SIMATIC components
- No further configuration overhead for diagnostics functionality
- Frees up PLC capacity with regard to memory and program execution time

#### Note:

For more information, see "Process Diagnostics Software SIMATIC ProAgent".

#### Ordering data

#### Article No.

**WinCC flexible /ProAgent for SIMATIC Panels <sup>1)</sup> executable on Mobile Panel 277, TP/OP/MP 270/277 and MP 370/377**

- Single license, only license key on USB stick

#### Download <sup>2)</sup>

- Single license, only license key download email address required for delivery

**6AV6618-7DB01-3AB0**

**6AV6618-7DB01-3AH0**

**WinCC flexible /ProAgent for WinCC flexible Runtime 2008 <sup>1)</sup>**

- Single license, only license key on USB stick

#### Download <sup>2)</sup>

- Single license, only license key download email address required for delivery

**6AV6618-7DD01-3AB0**

**6AV6618-7DD01-3AH0**

<sup>1)</sup> One license is required for each operator station. A license is not required for the engineering system for configuring the Runtime option.

<sup>2)</sup> Current information and availability regarding the new type of delivery can be found at: <http://www.siemens.com/tia-online-software-delivery>

#### More information

##### Note

Do you need a specific modification or option for the products described here? Then look up "Customized products", where you will find information about the Open Platform Program for the creation of user-specific functions and controls for WinCC flexible.

**Overview**

**SIMATIC WinCC V7 SCADA system**

The scalable and open SCADA system for maximum plant transparency and productivity

- **Efficiency:**  
As a key to greater productivity, SIMATIC WinCC combines efficient engineering with high-performance archiving and maximum data security. With integrated diagnostics functions and flexible production analysis, you shorten the time-to-market and also reduce your plant standstill times. SIMATIC WinCC is the basis for efficient operations management and intelligent production analyses, so it offers a secure basis for deciding on optimization measures, and thus more productivity at lower cost.
- **Scalability:**  
With SIMATIC WinCC, it is possible to implement plants in all industrial sectors and technologies, and easily expand or modernize them by means of options or add-ons, in functional terms or sector-specifically. You can benefit from the redundancy concepts for enhanced availability, or decide on centralized archiving and analysis of plant information. SIMATIC WinCC offers stationary and mobile solutions to cover increasing demands.

- **Innovation:**  
With innovative technology, you have all the important information in view at all times. In this way, SIMATIC WinCC simplifies intuitive operation and monitoring of the production plant – even remotely. Stay informed with mobile SCADA solutions anywhere and at any time – including with existing tablet and smartphone hardware. The use of multi-touch gestures in the industrial environment opens the door to modern operator concepts.
- **Openness:**  
Since international standards and system-internal script and programming interfaces are supported, special requests can also be easily implemented. SIMATIC WinCC backs cross-vendor communication for integrating existing hardware, as well as for simple integration into the IT world. WinCC Specialists are available worldwide as qualified solution providers. These certified and centrally audited partners are ready to implement your individual SCADA project even in diversified client-server architectures with redundancy, or in applications with energy data management systems. SIMATIC WinCC is designed to be independent of any specific technology or industrial sector, modular in structure, and easy to expand. It is used worldwide in single-user applications in mechanical engineering, as well as in complex multi-user solutions with redundant servers or Web-based client access. References from many industries prove the versatility and performance capability.

<http://www.siemens.com/wincc-v7>



## HMI Software

### SCADA system SIMATIC WinCC V7

#### SIMATIC WinCC V7

#### Overview



- PC-based operator control and monitoring system for visualizing and operating processes, production flows, machines and plants in all sectors – from the simple single-user station through to distributed multi-user systems with redundant servers and cross-location solutions with web clients. WinCC is the information hub for corporation-wide vertical integration.
- The basic system configuration (WinCC basic software) includes industry-standard functions for signaling and acknowledging events, archiving of messages and measured values, logging of all process and configuration data, user administration and visualization.
- The WinCC basic software forms the core of a wide range of different applications. Based on the open programming interfaces, a wide range of WinCC options (from Siemens Industry Automation) and WinCC add-ons have been developed (by Siemens-internal and external partners).
- WinCC can be operated with every PC that meets the given HW requirements. The SIMATIC IPC product range is available in particular for the industrial use of WinCC systems. SIMATIC IPCs impress with their powerful PC technology, are designed for round-the-clock operation, and can be operated in both office areas and harsh industrial environments.

Current versions:

#### **SIMATIC WinCC V7.4 SP1**

Executable with:

- Windows 7 Professional, Enterprise, Ultimate (32-/64-bit)
- Windows 8.1 Professional, Enterprise (32-/64-bit)
- Windows 10 Professional, Enterprise, LTSC 2015, LTSC 2016 (64-bit)
- Windows 2008 Server R2 SP1 (64-bit)
- Windows 2012 Server R2 (64-bit)
- Windows 2016 Server (64-bit)
- Includes Microsoft SQL Server 2014 SP1 (32-bit)

#### **SIMATIC WinCC V7.3**

Executable with

- Windows 7 SP1 Professional, Enterprise, Ultimate (32-/64-bit)
- Windows 8.1 Professional, Enterprise (32-/64-bit)
- Windows 2008 Server SP2 Standard (32-bit)
- Windows 2008 Server R2 SP1 Standard (64-bit)
- Windows 2012 Server R2 Standard (64-bit)
- Includes Microsoft SQL Server 2008 R2 SP2 (32-bit)

Use in virtual environments – for more information see:

<http://support.automation.siemens.com/WW/view/en/49370459>

#### **SIMATIC SCADA and SIMATIC IPCs**

Perfect interaction for optimum productivity.

- Price advantage as "Package" comprising hardware and software
- System-tested solutions reduce testing overhead
- Simple ordering and synchronized logistics

Only if ordered together with the SIMATIC IPC.

## Benefits

- All-purpose
  - Solutions for all sectors
  - Multilingual for worldwide usage
  - Can be integrated into all automation solutions
- All operator control & monitoring functions on board
  - User administration
  - Operator control and monitoring
  - Reporting, acknowledging, and archiving of events
  - Collecting, consolidating and archiving measured values (including long-term backup)
  - Logging and documenting of process and configuration data
- Can be configured simply and efficiently
  - Configuration wizards let the user focus on the essentials
  - In the picture by means of cross-reference lists and screen property displays
  - Configuration of multilingual applications
  - Configuring tool for configuring bulk data
- Universally scalable
  - Expandable from single station to client-server configurations
  - Increased availability by means of redundant servers
  - Process visualization via the Web with the WinCC WebNavigator or WebUX
- Open standards for simple integration
  - Powerful real-time database Microsoft SQL Server 2008 R2 SP2 (32 bit)
  - Open for application modules with ActiveX controls
  - Visual Basic for Applications for individual expansions
  - OPC for cross-vendor communication
- Process visualization with Plant Intelligence
  - Integrated evaluation functions for the online analysis (statistical process control)
  - Production optimization with the help of diverse options
- Expandable using options and add-ons
  - Options for scalable configurations
  - Options for increasing the availability
  - Options for IT & business integration
  - Options for SCADA expansions
  - Options for validation in accordance with FDA 21 CFR Part 11
  - Options for the use of telecontrol protocols
- Part of Totally Integrated Automation
  - Direct access to the tag and message configuration of the SIMATIC control system
  - Integrated diagnostic functions for increasing productivity

## News V7.4/V7.4 SP1

- Supports Windows 10 Professional and Enterprise (64-bit)
- Extended functionality for WinCC/WebUX
  - Expansion to include additional controls
  - Dynamization can be implemented with VB script and dynamic response dialog
- Expansion of the SIMATIC S7-1200 and S7-1500 communication channels
  - Increased number of connections (S7-1500 with up to 128 connections)
  - Transmission of byte data blocks
- Easier configuration with WinCC Configuration Studio
  - Efficient engineering with "drag-and-drop"
  - VBA in the WinCC Configuration Studio
- Simplified runtime operation
  - Touch operation in runtime
  - (zoom and pan within "right click" controls)
  - Adapt "Favorites" system dialog in Runtime
  - Control toolbar size is configurable
- Uniform license model for WinCC DataMonitor, WinCC WebNavigator and WinCC WebUX. Version-independent packages can be cumulated, and WebNavigator and WebUX licenses can be combined
- Extended functionality for the WinCC Graphics Designer
- Introduction of new controls (BarChartControl for displaying archive tags in a bar chart, and SysDiagControl for system diagnostics of S7-1200/1500 controllers)
- New "OPC UA WinCC Channel" communication channel
- Remote maintenance via Remote Desktop Protocol
- and more ...

## Application

SIMATIC WinCC is designed for visualization and operation of processes, production flows, machines and plants. With its powerful process interface, especially to the SIMATIC family, and the secure data archiving, WinCC enables highly available solutions for the process control.

The sector-neutral basic system enables universal usage in all automation applications. Sector-specific solutions can, for example, be implemented using WinCC options (e.g. FDA options for the pharmaceutical industry) and sector-specific add-ons (e.g. for the water industry).

## HMI Software

### SCADA system SIMATIC WinCC V7

#### SIMATIC WinCC V7

##### Design

SIMATIC WinCC is available as a complete package and as a runtime package with 128, 512, 2 048, 8 192, 65 536, 102 400, 153 600, 262 144 PowerTags.

PowerTags are data points that are connected to controllers or other data sources over a WinCC channel. Up to 32 alarms can be obtained from one data point. Moreover, internal tags without coupling are available for additional system performance. In addition WinCC also contains 512 archive tags. Additional archive licenses can be obtained for larger quantity structures.

##### Licenses for a multi-user configuration

The system software with the required number of PowerTags and additionally the option WinCC/Server must be installed on the WinCC server. In the basic configuration, one RT Client License is sufficient for the WinCC Clients <sup>1)</sup>. An RC Client License is required to configure on clients <sup>1)</sup>. Remote configuration is possible if WinCC Clients without their own project (Uni Client) are configured on the server project.

<sup>1)</sup> The SQL Server Express is installed for RT / RC Clients.

##### Function

The powerful configuration functions of SIMATIC WinCC contribute to a reduced engineering and training overhead and lead to a more flexible use of personnel and greater operational reliability.

Anyone familiar with Microsoft Windows can also operate the WinCC Explorer, the central switching point of WinCC. Even large quantities of data can be processed intuitively and efficiently with the WinCC Configuration Studio.

In combination with other SIMATIC components, the system is also equipped with auxiliary functions, such as process diagnostics and maintenance. All SIMATIC engineering tools work together in the configuration of the functions.

SIMATIC WinCC offers a complete basic functionality for process visualization and operation. To this end WinCC has a number of editors and interfaces that can be used to individually configure this functionality according to the respective application. Expansions of a WinCC station for control tasks are also possible with minimal engineering effort.

WinCC editors	Task or configurable runtime functionality
WinCC Explorer	Central project management for the quick access to all project data and central settings
WinCC Graphics Designer	Graphics system for user-defined visualization and operation via pixel-graphic objects
WinCC Configuration Studio	<p><u>Alarm Logging</u></p> <p>Signaling system for detecting and archiving events with display and control options based on DIN 19235; freely selectable message classes, message display and logging</p> <p><u>WinCC Tag Logging</u></p> <p>Process archiving for the acquisition, compression and storage of measured values, e.g., presentation in trend and table format as well as further processing</p> <p><u>WinCC User Administrator</u></p> <p>For managing users and authorizations</p>
WinCC Report Designer	Reporting and logging system for time and event-controlled documentation of messages, operator inputs and current process data in the form of user reports or project documentation in an arbitrary layout
WinCC Global Script	Processing functions with limitless functionality by means of the use of VBScript and ANSI-C

##### Interfaces

	Task or configurable runtime functionality
Communication channels	For communication with subordinate controls (SIMATIC protocols, PROFIBUS DP, PROFIBUS FMS, DDE and OPC server included in the scope of supply)
Standard interfaces	For the open integration of other Windows applications via WinCC, WinCC-OLE-DB, ActiveX, OLE, DDE, OPC, etc.)
Programming interfaces	For the individual access to data and functions of WinCC and for the integration in user programs with VBA, VB Script, C-API (ODK), C-Script (ANSI-C)

**Integration****Integration in company-wide solutions  
(IT and business integration)**

WinCC is based on Microsoft technology, which ensures openness and integration capability. ActiveX and .net controls facilitate technology-specific and industry-specific expansions. Cross-manufacturer communication is also possible since WinCC can be used as an OPC client and server in addition to accessing current process values and supporting standards such as OPC HDA (Historical Data Access), OPC Alarm & Events, OPC XML Data Access, and OPC UA.

Just as important: Visual Basic for Applications (VBA) is available for user-specific expansions in engineering and Visual Basic Scripting (VBS) as an easy-to-learn, open, runtime language. If desired, professional application developers can also use ANSI-C. The Open Development Kit (ODK) simplifies access to the API programming interfaces.

WinCC integrates a powerful and scalable archiving functionality based on Microsoft SQL Server 2014 SP1 into the basic system. This gives the user multiple and varied options: from high-performance archiving of current process data, to long-term archiving with high data compression, through to a connection to the central information hub in the form of a company-wide Process Historian. Versatile clients and tools for evaluation, the open interfaces, and special options (Connectivity Pack, Connectivity Station, IndustrialDataBridge) provide the basis for effective IT and business integration.

WinCC offers various security mechanisms, such as encrypted communication, to ensure secure operation of the plant. If external networks are accessed, for example, suitable protective measures (incl. IT security measures, such as network segmentation) should still also be taken.

You can find more information on the topic of Industrial Security on the Internet at:

<http://www.siemens.com/industrialsecurity>

**Integration in automation solutions**

WinCC is an open process visualization system and provides the option to connect the most diverse control systems.

**Approved communication software**

Use communication software with the listed product versions (or higher). Corresponding SIMATIC NET upgrades are available for upgrading older versions.

**Number of connectable controllers**

For the number of controllers which can be connected via Industrial Ethernet CP 1613, the following applies to a message frame length of 512 bytes:

Type of connection	Number of nodes
SIMATIC S5 Ethernet Layer 4 + TCP/IP	up to 60
SIMATIC S7 Protocol Suite	up to 64
SIMATIC 505 Ethernet Layer 4 + TCP/IP	up to 60
OMS+	up to 128

Via PROFIBUS, a maximum of 8 controllers can be connected with CP 5612, and a maximum of 44 controllers with CP 5613. Industrial Ethernet is recommended when 10 or more controllers are used.

**Mixed operation with different controllers**

With their multi-protocol stack, the CP 1613 and CP 5613 communication processors enable the parallel operation of two protocols, such as for the mixed operation of different controllers, via a single bus cable. WinCC supports the operation of two similar interface boards only in connection with the channels SIMATIC S5 Ethernet Layer 4 (2 x CP 1613), SIMATIC S7 Protocol Suite (2 x CP 1613, 2 x CP 5613) as well as PROFIBUS DP (4 x CP 5613; max. 122 slaves for each CP 5613). In addition to communication via Industrial Ethernet CP 1613 or PROFIBUS CP 5613, one CP 5612/5622 can be used in each case for communication with SIMATIC S7 via MPI.

**Client-server communication**

Communication between the clients and the server is via TCP/IP protocol. Setting up a separate PC LAN is recommended. For small projects with a correspondingly low incidence of message frames, SIMATIC NET Industrial Ethernet communication can be used for both process communication (WinCC/server ↔ PLC) and PC-PC communication (WinCC/client ↔ WinCC/server).

**Channel DLL PROFIBUS DP**

In accordance with the PROFIBUS standard, DP/slaves are always permanently assigned to a DP master; i.e. a second WinCC station (DP/master) cannot access the same controllers (DP/slaves). This means that redundant operation of two WinCC stations is not possible using the PROFIBUS DP connection.

## HMI Software

### SCADA system SIMATIC WinCC V7

#### SIMATIC WinCC V7

#### Integration (continued)

##### Connection to controllers from other manufacturers:

If a native driver is not available, OPC (OLE for process control) is available for connection to third-party controllers.

Current notes and information about OPC servers from various suppliers can be found at:

<http://www.opcfoundation.org>

WinCC supports the standards:

- OPC Data Access 2.05a
- OPC Data Access 3.00
- OPC XML Data Access 1.00 (Connectivity Pack/Connectivity Station)
- OPC HDA 1.20 (Connectivity Pack/Connectivity Station)
- OPC A&E 1.10 (Connectivity Pack/Connectivity Station)
- OPC UA Client Data Access
- OPC UA Server Data Access, HDA, Alarm & Condition (Connectivity Pack / Connectivity Station)

##### Connection overview

Protocol	Description
<b>SIMATIC S7</b>	
SIMATIC S7 Protocol Suite	Channel DLL for S7 functions via MPI, PROFIBUS or Ethernet Layer 4 + TCP/IP
<b>SIMATIC S5</b>	
SIMATIC S5 Ethernet Layer 4	Channel DLL for S5 Layer 4 communication + TCP/IP
SIMATIC S5 Programmer Port AS511	Channel DLL and driver for serial communication with S5 using AS511 protocol to programmers port
SIMATIC S5 Serial 3964R	Channel DLL and driver for serial communication with S5 using RK512 protocol
SIMATIC S5 PROFIBUS-FDL	Channel DLL for S5-FDL
<b>SIMATIC 505</b>	
SIMATIC 505 Serial	Channel DLL and driver for serial communication with 505 using NITP/TBP protocol to SIMATIC 535/545/555/565/575
SIMATIC 505 Ethernet Layer 4	Channel DLL for 505 Layer 4 communication
SIMATIC 505 TCP/IP	Channel DLL for 505 TCP/IP communication
<b>SIMATIC S7-1200, S7-1500</b>	
SIMATIC S7-1200, S7-1500 Channel	Channel DLL for S7-1200 and S7-1500 communication

Protocol	Description
<b>Third-party controllers</b>	
Allen Bradley -Ethernet IP	Channel DLL and drivers for communication with Allen Bradley controllers via Ethernet TCP/IP using Ethernet IP protocol
Modbus TCP/IP	Channel DLL and drivers for communication with Modicon controllers via Ethernet TCP/IP using Modbus TCP/IP protocol
Mitsubishi MC TCP/IP	Channel DLL and drivers for communication with Mitsubishi controllers via Ethernet TCP/IP using Mitsubishi MC TCP/IP protocol
<b>Cross-manufacturer</b>	
OPC Client for DA, XML DA	Channel DLL for OPC communication, WinCC can acquire data from OPC server applications.
OPC Server for DA, XML DA, A&E, HDA	Server applications for OPC communication; WinCC provides process data to OPC Clients
OPC UA server for DA, HDA, A&C	Server applications for OPC UA communication
PROFIBUS FMS	Channel DLL for PROFIBUS FMS
PROFIBUS DP	Channel DLL for PROFIBUS DP
SIMOTION	Channel DLL for SIMOTION

##### Application note:

Parallel usage of the OPC client channel allows, for example, connection to an SNMP OPC server for visualization of the data contained there. The SNMP OPC server enables monitoring of any network components (such as switches) that support the SNMP protocol. You can find more information under SIMATIC NET Communications Systems/SNMP OPC Server.

## Integration (continued)

**Communications components for PG/PC for SIMATIC  
(for WinCC V7.4 SP1)**

Industrial Ethernet	SIMATIC S5 Ethernet Layer 4	SIMATIC S5 TCP/IP	SIMATIC S7 Protocol Suite	SIMATIC 505 Ethernet Layer 4	SIMATIC 505 TCP/IP <sup>1)</sup>	Article No.
<b>WinCC – channel DLL</b>						
<b>SIMATIC S5 Ethernet Layer 4</b> Channel DLL for S5 Layer 4 communication + TCP/IP	•	•				Included in the basic package
<b>SIMATIC S7 Protocol Suite</b> Channel DLL for S7 functions			•			Included in the basic package
<b>SIMATIC 505 Ethernet Layer 4</b> Channel DLL for 505 Layer 4 communication				•		Included in the basic package
<b>SIMATIC 505 TCP/IP<sup>1)</sup></b> Channel DLL for 505 TCP/IP communication					•	Included in the basic package
<b>Communication components for extension of the OS/OP</b>						
<b>CP 1612 A2</b> PCI card for connecting a PG/PC to Industrial Ethernet (SOFTNET-S7 or SOFTNET-S7 Lean communication software must be ordered separately)		•	•		•	<b>6GK1161-2AA01</b>
<b>SOFTNET-IE S7</b> Communication software for S7 functions (max. 64 connections) • Version 14 SP1 <sup>2)3)</sup> for Windows 7 SP1 Prof./Ult. (32/64-bit), Windows 8.1 PRO (64-bit), Windows 10 server 2008 R2 SP1, server 2012 R2 (64-bit)		•	•			<b>6GK1704-1CW14-0AA0</b>
<b>SOFTNET-IE S7 Lean</b> Communication software for S7 functions (max. 8 connections) • Version 14 SP1 <sup>2)3)</sup> for Windows 7 SP1 Prof./Ult. (32/64-bit), Windows 8.1 PRO (64-bit), Windows 10 server 2008 R2 SP1, server 2012 R2 (64-bit)		•	•			<b>6GK1704-1LW14-0AA0</b>
<b>CP 1613 A2</b> PCI card (32-bit) for connecting a PG/PC to Industrial Ethernet (S7-1613 communication software required)	•	•	•	•	•	<b>6GK1161-3AA01</b>
<b>CP 1623</b> PCI Express X1 card (32-bit) for connecting a PG/PC to Industrial Ethernet (S7-1613 communication software required)	•	•	•	•	•	<b>6GK1162-3AA00</b>
<b>CP 1628</b> PCI Express X1 card (32-bit) for connecting a PG/PC to Industrial Ethernet (HARDNET-IE S7/ S7-1613 communication software required)	•	•	•	•	•	<b>6GK1162-8AA00</b>
<b>HARDNET-IE S7 / S7-1613</b> Communication software for S7 functions, OPC, PG/OP communication • Version 13 SP2 <sup>2)3)</sup> for Windows 7 SP1 (32/64-bit), Windows 8.1 (32/64-bit), Windows 2008 R2 SP1 Server, Server 2012 R2 (64-bit), and Windows 10 (64-bit)	•	•	•	•		<b>6GK1716-1CB13-0AA0</b>

• System interface possible

<sup>1)</sup> Via any interface board with NDIS 3.0 interface; no separate  
communication software required

<sup>2)</sup> See ordering data for SIMATIC NET upgrade packages

<sup>3)</sup> SIMATIC NET Version V12 SP2 is supplied together with WinCC V7.4 SP1

<sup>4)</sup> SOFTNET-S7 Lean included in scope of supply of WinCC V7.4 SP1

**HMI Software**

## SCADA system SIMATIC WinCC V7

**SIMATIC WinCC V7****Integration** (continued)**Communications components for PG/PC for SIMATIC  
(for WinCC V7.4 SP1)**

PROFIBUS	SIMATIC S5 PROFIBUS FDL	SIMATIC S7 Protocol Suite	PROFIBUS DP	PROFIBUS FMS	Article No.
<b>WinCC – channel DLL</b>					
<b>SIMATIC S5 PROFIBUS FDL</b> Channel DLL for S5-FDL	•				Included in the basic package
<b>SIMATIC S7 Protocol Suite</b> Channel DLL for S7 functions		•			Included in the basic package
<b>PROFIBUS DP</b> Channel DLL for PROFIBUS DP			•		Included in the basic package
<b>Communication components for extension of the OS/OP</b>					
<b>CP 5612</b> <sup>2)</sup> PCI card (32-bit) for connecting a PG/PC to PROFIBUS (communication software included in WinCC basic package)		•			<b>6GK1561-2AA00</b>
<b>CP 5622</b> <sup>2)</sup> PCI Express X1 card (32-bit) for connecting a PG/PC to PROFIBUS (communication software included in WinCC basic package)		•			<b>6GK1562-2AA00</b>
<b>CP 5711</b> USB adapter for connecting a PG/PC to PROFIBUS or MPI (communication software included in WinCC basic package)		•			<b>6GK1571-1AA00</b>
<b>CP 5613 A3</b> PCI card (32-bit) for connecting a PC to PROFIBUS (S7-5613, DP-5613 or FMS-5613 communication software required)	•	•	•	•	<b>6GK1561-3AA02</b>
<b>CP 5614 A3</b> PCI card (32-bit) for connecting a PC to PROFIBUS (communication software must be ordered separately)	•	•	•	•	<b>6GK1561-4AA02</b>
<b>CP 5623</b> PCI Express X1 card (32-bit) for connecting a PG/PC to PROFIBUS or MPI ( <b>HARDNET PB S7</b> or <b>HARDNET PB DP</b> communication software required)	•	•	•	•	<b>6GK1562-3AA00</b>
<b>HARDNET PB S7</b> Communication software for S7 functions + FDL • Version 8.2 SP1 <sup>1)2)</sup> for Windows 7 (32/64-bit) and Server 2008 R2 (64-bit)	•	•			<b>6GK1713-5CB08-2AA0</b>
<b>HARDNET PB DP</b> Communication software for DP master + FDL • Version 8.2. SP1 <sup>1)2)</sup> for Windows 7 (32/64-bit) and Server 2008 R2 (64-bit)	•		•		<b>6GK1713-5DB08-2AA0</b>

• System interface possible

<sup>1)</sup> See ordering data for SIMATIC NET upgrade package

<sup>2)</sup> SIMATIC NET Version 8.2 SP1 is supplied together with WinCC V7.4 SP1



**Integration** (continued)**Communication components for PG/PC for SIMATIC  
(for WinCC V7.3)**

Industrial Ethernet	SIMATIC S5 Ethernet Layer 4	SIMATIC S5 TCP/IP	SIMATIC S7 Protocol Suite	SIMATIC 505 Ethernet Layer 4	SIMATIC 505 TCP/IP <sup>1)</sup>	Article No.
<b>WinCC – channel DLL</b>						
<b>SIMATIC S5 Ethernet Layer 4</b> Channel DLL for S5 Layer 4 communication + TCP/IP	•	•				Included in the basic package
<b>SIMATIC S7 Protocol Suite</b> Channel DLL for S7 functions			•			Included in the basic package
<b>SIMATIC 505 Ethernet Layer 4</b> Channel DLL for 505 Layer 4 communication				•		Included in the basic package
<b>SIMATIC 505 TCP/IP<sup>1)</sup></b> Channel DLL for 505 TCP/IP communication					•	Included in the basic package
<b>Communication components for extension of the OS/OP</b>						
<b>CP 1612 A2</b> PCI card (for connecting a PG/PC to Industrial Ethernet (SOFTNET-S7 or SOFTNET-S7 Lean communication software must be ordered separately)		•	•		•	<b>6GK1161-2AA01</b>
<b>SOFTNET-IE S7</b> Communication software for S7 functions (max. 64 connections) • Version 8.2 SP1 <sup>2)3)</sup> for Windows 7 (32/64-bit) and Server 2008 R2 (64-bit) • Edition 2008 SP6 (V7.1) <sup>2)</sup> for Windows XP/2003 Server/(32 bit) 2008 Server		•	•			<b>6GK1704-1CW08-2AA0</b> <b>6GK1704-1CW71-3AA0</b>
<b>SOFTNET-IE S7 Lean</b> Communication software for S7 functions (max. 8 connections) • Version 8.2 SP1 <sup>2)4)</sup> for Windows 7 (32/64-bit) and Server 2008 R2 (64-bit) • Edition 2008 SP6 (V7.1) <sup>2)4)</sup> for Windows XP/2003 Server/(32 bit) 2008 Server		•	•			<b>6GK1704-1LW08-2AA0</b> <b>6GK1704-1LW71-3AA0</b>
<b>CP 1613 A2</b> PCI card (32-bit) for connecting a PG/PC to Industrial Ethernet (S7-1613 communication software required)	•	•	•	•	•	<b>6GK1161-3AA01</b>
<b>CP 1623</b> PCI Express X1 card (32-bit) for connecting a PG/PC to Industrial Ethernet (S7-1613 communication software required)	•	•	•	•	•	<b>6GK1162-3AA00</b>
<b>CP 1628</b> PCI Express X1 card (32-bit) for connecting a PG/PC to Industrial Ethernet (HARDNET-IE S7/ S7-1613 communication software required)	•	•	•	•	•	<b>6GK1162-8AA00</b>
<b>HARDNET-IE S7 / S7-1613</b> Communication software for S7 functions and S5/505 Layer 4 communication with TCP/IP • Version 8.2 SP1 <sup>2)3)</sup> for Windows 7 (32/64-bit) and Server 2008 R2 (64-bit) • Edition 2008 SP6 (V7.1) <sup>2)</sup> for Windows XP/2003 Server/(32-bit) 2008 Server	•	•	•	•		<b>6GK1716-1CB08-2AA0</b> <b>6GK1716-1CB71-3AA0</b>

- System interface possible

1) Via any interface board with NDIS 3.0 interface;  
no separate communication software required

2) See ordering data for SIMATIC NET upgrade packages

3) SIMATIC NET Version 8.2 SP1 is supplied together with WinCC V7.3

4) SOFTNET S7 Lean included in scope of supply of WinCC V7.3



**HMI Software**

## SCADA system SIMATIC WinCC V7

**SIMATIC WinCC V7****Integration** (continued)**Communication components for PG/PC for SIMATIC  
(for WinCC V7.3)**

PROFIBUS	SIMATIC S5 PROFIBUS FDL	SIMATIC S7 Protocol Suite	PROFIBUS DP	PROFIBUS FMS	Article No.
<b>WinCC – channel DLL</b>					
<b>SIMATIC S5 PROFIBUS FDL</b> Channel DLL for S5-FDL	•				Included in the basic package
<b>SIMATIC S7 Protocol Suite</b> Channel DLL for S7 functions		•			Included in the basic package
<b>PROFIBUS DP</b> Channel DLL for PROFIBUS DP			•		Included in the basic package
<b>PROFIBUS FMS</b> Channel DLL for PROFIBUS FMS				•	Included in the basic package
<b>Communication components for extension of the OS/OP</b>					
<b>CP 5612</b> <sup>2)</sup> PCI card (32-bit) for connecting a PG/PC to PROFIBUS (communication software included in WinCC basic package)		•			<b>6GK1561-2AA00</b>
<b>CP 5622</b> <sup>2)</sup> PCI Express X1 card (32-bit) for connecting a PG/PC to PROFIBUS (communication software included in WinCC basic package)		•			<b>6GK1562-2AA00</b>
<b>CP 5711</b> USB adapter for connecting a PG/PC to PROFIBUS or MPI (communications software included in the WinCC basic package)		•			<b>6GK1571-1AA00</b>
<b>CP 5613 A3</b> PCI card (32-bit) for connecting a PC to PROFIBUS (S7-5613, DP-5613 or FMS-5613 communication software required)	•	•	•	•	<b>6GK1561-3AA02</b>
<b>CP 5614 A3</b> PCI card (32-bit) for connecting a PC to PROFIBUS (communication software must be ordered separately)	•	•	•	•	<b>6GK1561-4AA02</b>
<b>CP 5623</b> PCI Express X1 card (32-bit) for connecting a PG/PC to PROFIBUS or MPI (S7-5613 communication software or DP-5613 or FMS-5613 required)	•	•	•	•	<b>6GK1562-3AA00</b>
<b>HARDNET PB S7</b> Communication software for S7 functions + FDL • Version 8.2 SP1 <sup>1)2)</sup> for Windows 7 (32/64-bit) and Server 2008 R2 (64-bit) • Edition 2008 SP6 (V7.1) <sup>1)2)</sup> for Windows XP/2003 Server / (32-bit) 2008 Server	•	•			<b>6GK1713-5CB08-2AA0</b>  <b>6GK1713-5CB71-3AA0</b>
<b>HARDNET PB DP</b> Communication software for DP master + FDL • Version 8.2. SP1 <sup>1)2)</sup> for Windows 7 (32/64-bit) and Server 2008 R2 (64-bit) • Edition 2008 SP6 (V7.1) <sup>1)2)</sup> for Windows XP/2003 Server / (32-bit) 2008 Server	•		•		<b>6GK1713-5DB08-2AA0</b>  <b>6GK1713-5DB71-3AA0</b>
<b>FMS-5613</b> communication software for PROFIBUS-FMS + FDL • Edition 2008 SP6 (V7.1) <sup>1)2)</sup> for Windows XP/2003 Server / (32-bit) 2008 Server	•			•	<b>6GK1713-5FB71-3AA0</b>

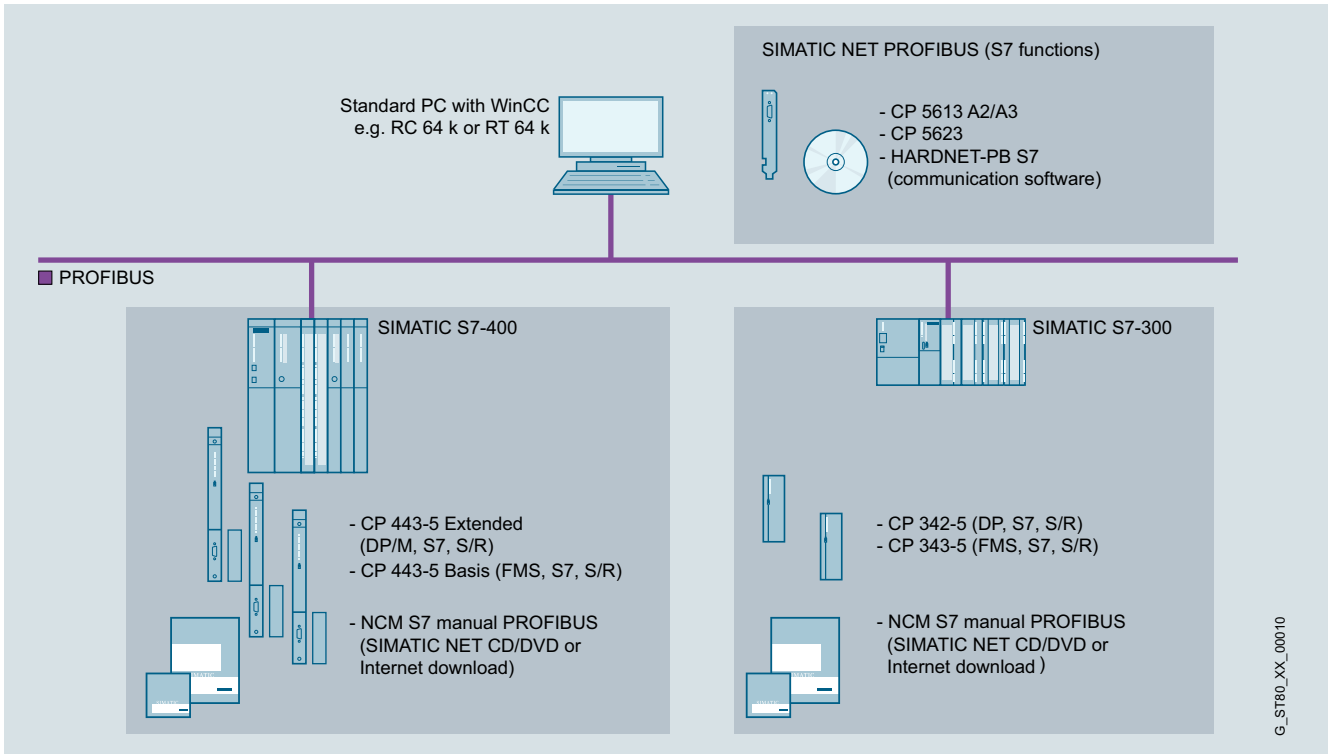
• System interface possible

<sup>1)</sup> See ordering data for SIMATIC NET upgrade package

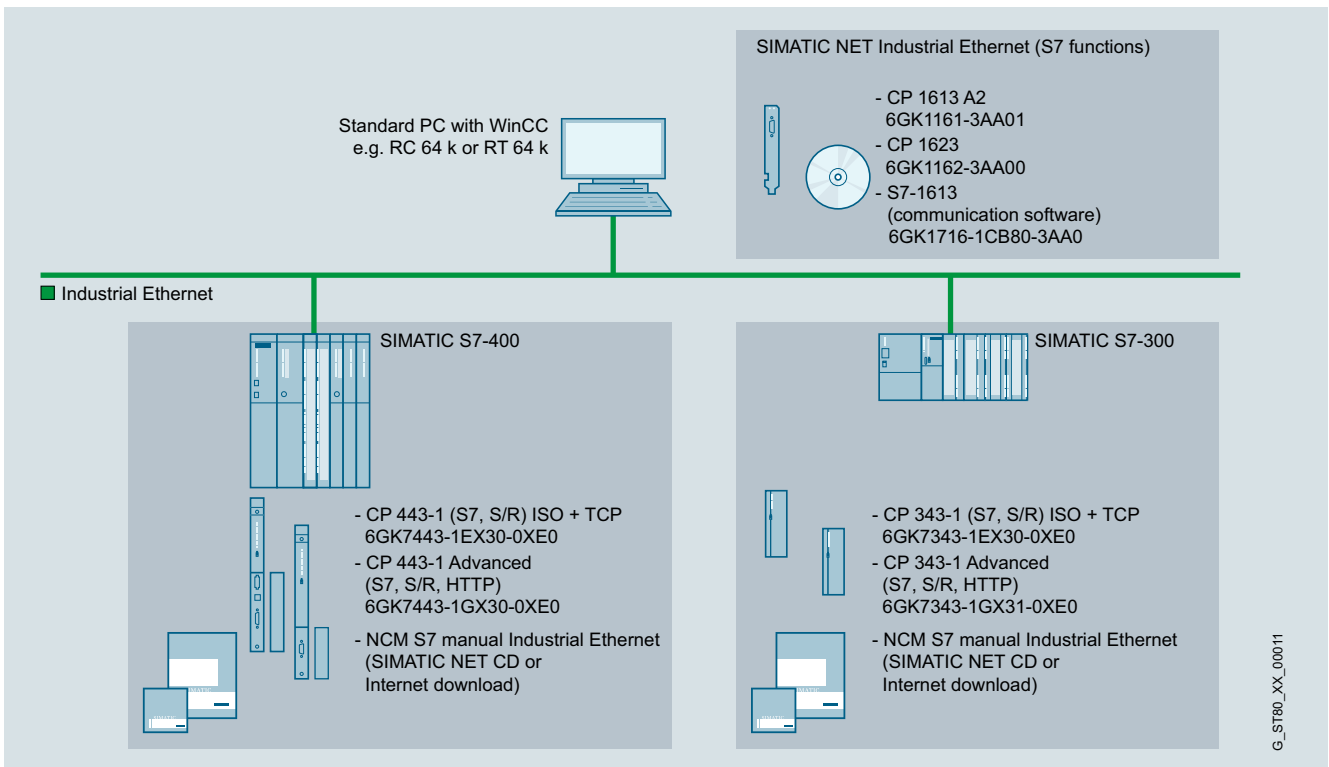
<sup>2)</sup> SIMATIC NET Version 8.2 SP1 is supplied together with WinCC V7.3

**Integration** (continued)

**Communication examples**



WinCC single-user system: PROFIBUS with S7 communication



WinCC single-user system: Industrial Ethernet with S7 communication

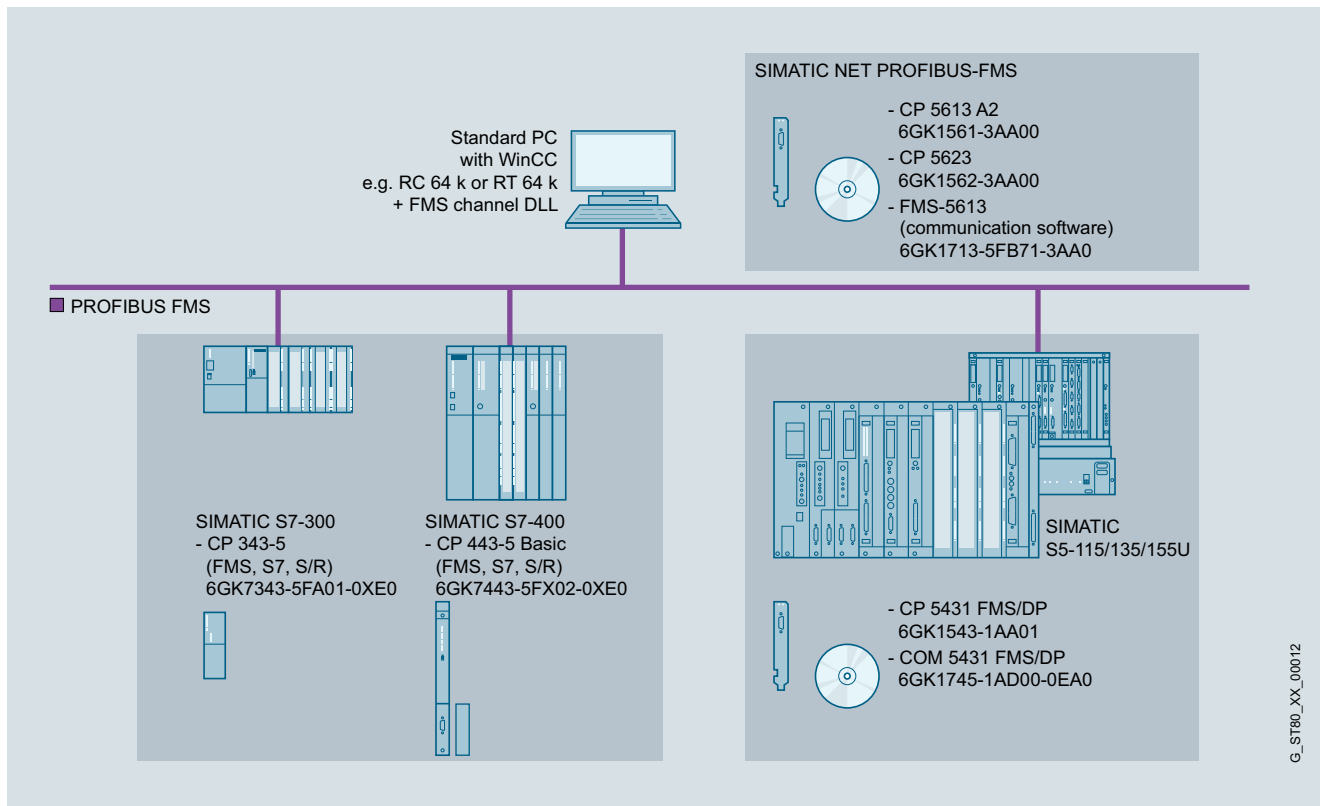
# HMI Software

## SCADA system SIMATIC WinCC V7

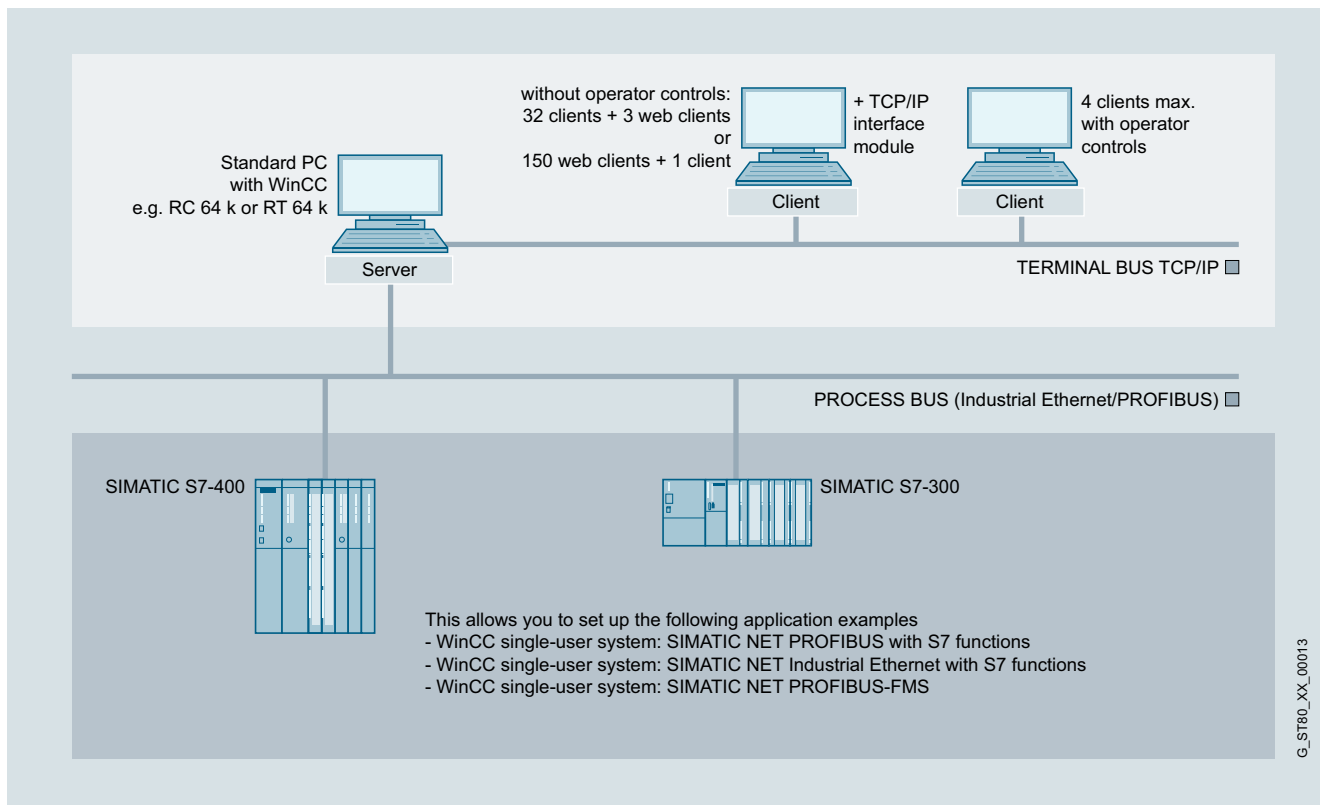
### SIMATIC WinCC V7

#### Integration (continued)

3

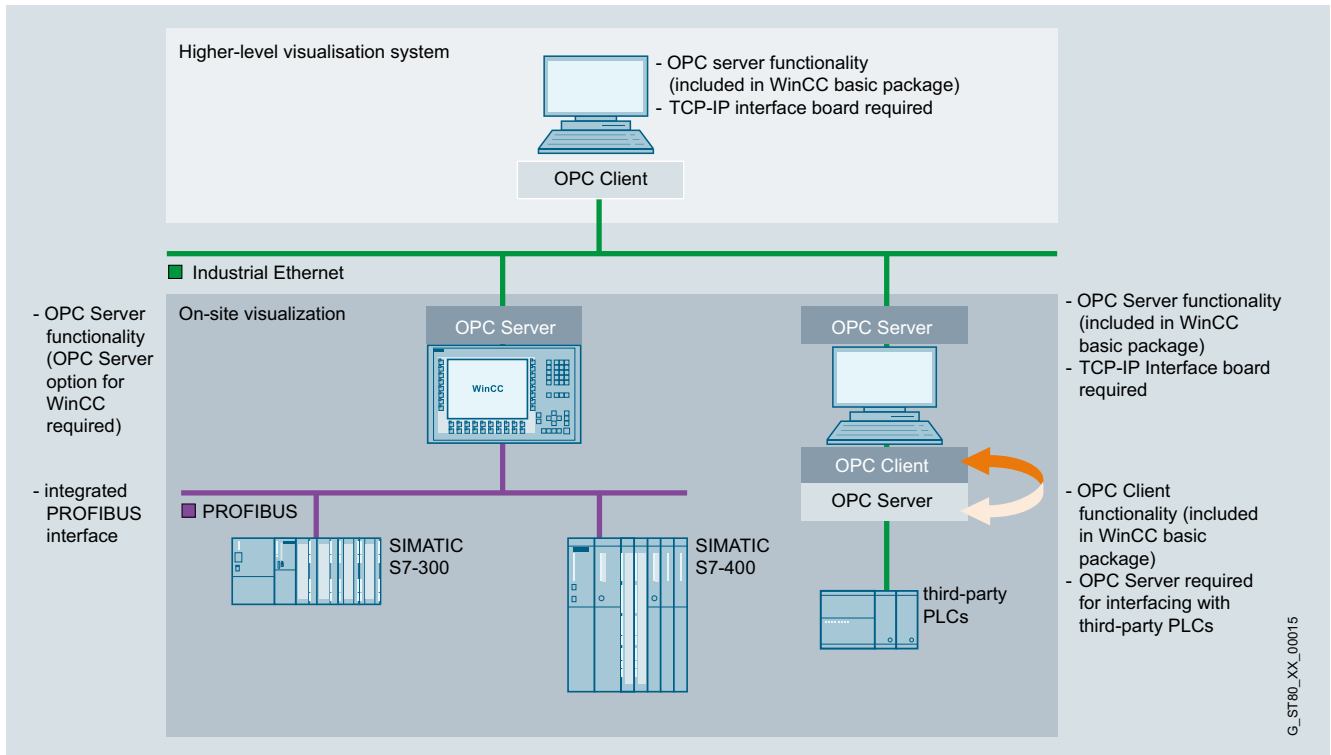


WinCC single-user system: PROFIBUS FMS



WinCC multi-user system with operable server

Integration (continued)



OPC link

# HMI Software

## SCADA system SIMATIC WinCC V7

### SIMATIC WinCC V7

#### Technical specifications

Type	SIMATIC WinCC V7.4 SP1 <sup>1)</sup>
<b>Operating system</b>	<ul style="list-style-type: none"> <li>Windows 7 Ultimate, Professional and Enterprise (32-bit / 64-bit)</li> <li>Windows 8.1 Professional and Enterprise (32-bit / 64-bit)</li> <li>Windows 10 Professional, Enterprise, LTSB 2015, LTSB 2016 (64-bit)</li> <li>Windows 2008 Server R2 SP1 (64-bit)</li> <li>Windows 2012 Server R2 (64-bit)</li> <li>Windows 2016 Server (64-bit)</li> </ul>
<b>PC hardware requirements</b>	
<b>Processor type</b> <sup>1)</sup>	
• Minimum	Single-user station/server: Dual-core; 2.5 GHz <sup>2)</sup> Client: Dual-core; 2.5 GHz <sup>2)</sup> Web client: Dual-core; 2 GHz
• Recommended	Single-user station/server: Multi-core; 3.5 GHz <sup>2)</sup> Client: Multi-core; 3 GHz <sup>2)</sup> Web client: Dual-core; 3 GHz
<b>Work memory RAM</b>	
• Minimum	<u>Windows 7/ Windows 8.1 (32-bit)</u> <ul style="list-style-type: none"> <li>Single-user station/server: 2 GB</li> <li>Client: 1 GB</li> <li>Web client: 1 GB</li> </ul> <u>Windows 7/ Windows 8.1/ Windows 10 (64-bit)</u> <ul style="list-style-type: none"> <li>Single-user station/server: 4 GB</li> <li>Client: 2 GB</li> <li>Web client: 1 GB</li> </ul> <u>Windows Server 2008 R2/ Windows Server 2012 R2</u> Server: 4 GB
• Recommended	<u>Windows 7/ Windows 8.1 (32-bit)</u> <ul style="list-style-type: none"> <li>Single-user station/server: 3 GB</li> <li>Client: 2 GB</li> <li>Web client: 2 GB</li> </ul> <u>Windows 7/ Windows 8.1/ Windows 10 (64-bit)</u> <ul style="list-style-type: none"> <li>Single-user station/server: 4 GB</li> <li>Client: 4 GB</li> <li>Web client: 2 GB</li> </ul> <u>Windows Server 2008 R2/ Windows Server 2012 R2</u> Server: 8 GB
<b>Graphics card</b>	
• Minimum	16 MB, 800 x 600 <sup>2)</sup>
• Recommended	32 MB, 1 920 x 1 080 <sup>2)</sup>
<b>Hard disk</b>	
• Minimum	Single-user station/server: 80 GB Client: 20 GB WebClient/DataMonitor Client: 5 GB
• Recommended	Single-user station/server: 160 GB Client: 40 GB WebClient/DataMonitor Client: 10 GB
• Hard disk (available memory for installation)	
- Minimum	<ul style="list-style-type: none"> <li>Client: 1.5 GB</li> <li>Server: &gt; 1.5 GB</li> </ul>
- Recommended	<ul style="list-style-type: none"> <li>Client: &gt; 1.5 GB</li> <li>Server: 2 GB</li> </ul>
<b>CD-ROM/DVD-ROM/disk drive/USB port</b>	For software installation

Type	SIMATIC WinCC V7.4 SP1
<b>Functionality/quantity structure</b>	
Number of messages	150,000
• Message text (number of characters)	10 x 256
• Message archive	system-limited <sup>3)</sup>
• Process values per message	10
• Constant load of messages, max.	Server/single-user station: 10/s
• Message burst, max.	Server/single-user station: 2,000/10 s every 5 min
Archives	
• Archive data points	Max. 80,000 per server <sup>4)</sup>
• Archive types	Short-term archive with and without long-term archiving
• Data storage format	Microsoft SQL Server 2014 SP1
• Measured values per second, max.	Server/single-user station: 5 000/s
User archive	
• Total archives	No limit
• Fields per user archive	500 (maximum number of 1 000 000 fields)
• Data records per user archive	10 000
• User archive views	No limit
Graphics system	
• Number of screens	System-limited <sup>3)</sup>
• Number of objects per screen	System-limited <sup>3)</sup>
• Number of controllable fields per screen	System-limited <sup>3)</sup>
PowerTags	256 K <sup>5)</sup>
Trends	
• Trend views per image	25
• Trends per trend view	80
User administration	
• User groups	128
• Number of users	128
• Authorization groups	999
Configuration languages	5 European (en, de, fr, it, es), 4 Asian (zh-CN, zh-TW, ko, ja)
Protocols	
• Message sequence reports (simultaneously)	1 per server/single-user station
• Message archive reports (simultaneously)	3
• User reports	System-limited <sup>3)</sup>
• Report lines per group	66
• Tags per report	300 <sup>5)</sup>
Multi-user system	
• Server	18
• Uni Client (without its own project)	max. 64
• Multi-Client (with its own project)	max. 50

<sup>3)</sup> Dependent on the available storage space

<sup>4)</sup> Dependent on the number of licensed archive tags (ArchiveTags)

<sup>5)</sup> Dependent on the number of licensed PowerTags

<sup>6)</sup> The number of tags per report is dependent on the process communication performance

<sup>1)</sup> An AMD system with comparable performance can also be used

<sup>2)</sup> Hardware requirements when using Microsoft XP Professional

Ordering data	Article No.	Article No.
<b>SIMATIC WinCC system software</b>		
<b>V7.4 SP1</b>		
<b>Runtime packages on DVD</b> Incl. 512 archive tags each; language/script versions: en, de, fr, it, es; with license for		
<ul style="list-style-type: none"> <li>WinCC RT Client</li> <li>128 PowerTags (RT 128)</li> <li>512 PowerTags (RT 512)</li> <li>2 048 PowerTags (RT 2 048)</li> <li>8 192 PowerTags (RT 8 192)</li> <li>65 536 PowerTags (RT 65 536)</li> <li>102 400 PowerTags (RT 102 400)</li> <li>153 600 PowerTags (RT 153 600)</li> <li>262 144 PowerTags (RT 262 144)</li> </ul>	<b>6AV6381-2CA07-4AX0</b> <b>6AV6381-2BC07-4AX0</b> <b>6AV6381-2BD07-4AX0</b> <b>6AV6381-2BE07-4AX0</b> <b>6AV6381-2BH07-4AX0</b> <b>6AV6381-2BF07-4AX0</b> <b>6AV6381-2BJ07-4AX0</b> <b>6AV6381-2BK07-4AX0</b> <b>6AV6381-2BL07-4AX0</b>	
<b>Download</b>		
<ul style="list-style-type: none"> <li>WinCC RT Client</li> <li>128 PowerTags (RT 128)</li> <li>512 PowerTags (RT 512)</li> <li>2 048 PowerTags (RT 2 048)</li> <li>8 192 PowerTags (RT 8 192)</li> <li>65 536 PowerTags (RT 65 536)</li> <li>102 400 PowerTags (RT 102 400)</li> <li>153 600 PowerTags (RT 153 600)</li> <li>262 144 PowerTags (RT 262 144)</li> </ul>	<b>6AV6381-2CA07-4AH0</b> <b>6AV6381-2BC07-4AH0</b> <b>6AV6381-2BD07-4AH0</b> <b>6AV6381-2BE07-4AH0</b> <b>6AV6381-2BH07-4AH0</b> <b>6AV6381-2BF07-4AH0</b> <b>6AV6381-2BJ07-4AH0</b> <b>6AV6381-2BK07-4AH0</b> <b>6AV6381-2BL07-4AH0</b>	
<b>Complete packages on DVD</b> Language versions: en, de, fr, it, es; with license for		
<ul style="list-style-type: none"> <li>WinCC RC Client</li> <li>128 PowerTags (RC 128)</li> <li>512 PowerTags (RC 512)</li> <li>2 048 PowerTags (RC 2 048)</li> <li>8 192 PowerTags (RC 8 192)</li> <li>65 536 PowerTags (RC 65 536)</li> <li>102 400 PowerTags (RC 102 400)</li> <li>153 600 PowerTags (RC 153 600)</li> <li>262 144 PowerTags (RC 262 144)</li> </ul>	<b>6AV6381-2CB07-4AX0</b> <b>6AV6381-2BM07-4AX0</b> <b>6AV6381-2BN07-4AX0</b> <b>6AV6381-2BP07-4AX0</b> <b>6AV6381-2BS07-4AX0</b> <b>6AV6381-2BQ07-4AX0</b> <b>6AV6381-2BT07-4AX0</b> <b>6AV6381-2BU07-4AX0</b> <b>6AV6381-2BV07-4AX0</b>	
<b>Download</b>		
<ul style="list-style-type: none"> <li>WinCC RC Client</li> <li>128 PowerTags (RC 128)</li> <li>512 PowerTags (RC 512)</li> <li>2 048 PowerTags (RC 2 048)</li> <li>8 192 PowerTags (RC 8 192)</li> <li>65 536 PowerTags (RC 65 536)</li> <li>102 400 PowerTags (RC 102 400)</li> <li>153 600 PowerTags (RC 153 600)</li> <li>262 144 PowerTags (RC 262 144)</li> </ul>	<b>6AV6381-2CB07-4AH0</b> <b>6AV6381-2BM07-4AH0</b> <b>6AV6381-2BN07-4AH0</b> <b>6AV6381-2BP07-4AH0</b> <b>6AV6381-2BS07-4AH0</b> <b>6AV6381-2BQ07-4AH0</b> <b>6AV6381-2BT07-4AH0</b> <b>6AV6381-2BU07-4AH0</b> <b>6AV6381-2BV07-4AH0</b>	
		<b>V7.4 SP1 ASIA</b>
		<b>Runtime packages on DVD</b> Incl. 512 archive tags each; language/script versions: en, zh-CN, zh-TW, ko, ja; with license for
		<ul style="list-style-type: none"> <li>WinCC RT Client</li> <li>128 PowerTags (RT 128)</li> <li>512 PowerTags (RT 512)</li> <li>2 048 PowerTags (RT 2 048)</li> <li>8 192 PowerTags (RT 8 192)</li> <li>65 536 PowerTags (RT 65 536)</li> <li>102 400 PowerTags (RT 102 400)</li> <li>153 600 PowerTags (RT 153 600)</li> <li>262 144 PowerTags (RT 262 144)</li> </ul>
		<b>6AV6381-2CA07-4AV0</b> <b>6AV6381-2BC07-4AV0</b> <b>6AV6381-2BD07-4AV0</b> <b>6AV6381-2BE07-4AV0</b> <b>6AV6381-2BH07-4AV0</b> <b>6AV6381-2BF07-4AV0</b> <b>6AV6381-2BJ07-4AV0</b> <b>6AV6381-2BK07-4AV0</b> <b>6AV6381-2BL07-4AV0</b>
		<b>Complete packages on DVD</b> Language versions: en, zh-CN, zh-TW, ko, ja; with license for
		<ul style="list-style-type: none"> <li>WinCC RC Client</li> <li>128 PowerTags (RC 128)</li> <li>512 PowerTags (RC 512)</li> <li>2 048 PowerTags (RC 2 048)</li> <li>8 192 PowerTags (RC 8 192)</li> <li>65 536 PowerTags (RC 65 536)</li> <li>102 400 PowerTags (RC 102 400)</li> <li>153 600 PowerTags (RC 153 600)</li> <li>262 144 PowerTags (RC 262 144)</li> </ul>
		<b>6AV6381-2CB07-4AV0</b> <b>6AV6381-2BM07-4AV0</b> <b>6AV6381-2BN07-4AV0</b> <b>6AV6381-2BP07-4AV0</b> <b>6AV6381-2BS07-4AV0</b> <b>6AV6381-2BQ07-4AV0</b> <b>6AV6381-2BT07-4AV0</b> <b>6AV6381-2BU07-4AV0</b> <b>6AV6381-2BV07-4AV0</b>
		<b>V7.4 SP1 Powerpacks</b>
		<b>For upgrading from:</b>
		<b>Runtime packages</b>
		<ul style="list-style-type: none"> <li>128 to 512 PowerTags</li> <li>512 to 2 048 PowerTags</li> <li>2 048 to 8 192 PowerTags</li> <li>8 192 to 65 536 PowerTags</li> <li>65 536 to 102 400 PowerTags</li> <li>102 400 to 153 600 PowerTags</li> <li>153 600 to 262 144 PowerTags</li> </ul>
		<b>6AV6371-2BD07-4AX0</b> <b>6AV6371-2BG07-4AX0</b> <b>6AV6371-2BM07-4AX0</b> <b>6AV6371-2BN07-4AX0</b> <b>6AV6371-2BP07-4AX0</b> <b>6AV6371-2BQ07-4AX0</b> <b>6AV6371-2BR07-4AX0</b>
		<b>Download</b>
		<ul style="list-style-type: none"> <li>128 to 512 PowerTags</li> <li>512 to 2 048 PowerTags</li> <li>2 048 to 8 192 PowerTags</li> <li>8 192 to 65 536 PowerTags</li> <li>65 536 to 102 400 PowerTags</li> <li>102 400 to 153 600 PowerTags</li> <li>153 600 to 262 144 PowerTags</li> </ul>
		<b>6AV6371-2BD07-4AJ0</b> <b>6AV6371-2BG07-4AJ0</b> <b>6AV6371-2BM07-4AJ0</b> <b>6AV6371-2BN07-4AJ0</b> <b>6AV6371-2BP07-4AJ0</b> <b>6AV6371-2BQ07-4AJ0</b> <b>6AV6371-2BR07-4AJ0</b>
		<b>Complete packages</b>
		<ul style="list-style-type: none"> <li>128 to 512 PowerTags</li> <li>512 to 2 048 PowerTags</li> <li>2 048 to 8 192 PowerTags</li> <li>8 192 to 65 536 PowerTags</li> <li>65 536 to 102 400 PowerTags</li> <li>102 400 to 153 600 PowerTags</li> <li>153 600 to 262 144 PowerTags</li> </ul>
		<b>6AV6371-2BD17-4AX0</b> <b>6AV6371-2BG17-4AX0</b> <b>6AV6371-2BM17-4AX0</b> <b>6AV6371-2BN17-4AX0</b> <b>6AV6371-2BP17-4AX0</b> <b>6AV6371-2BQ17-4AX0</b> <b>6AV6371-2BR17-4AX0</b>
		<b>Download</b>
		<ul style="list-style-type: none"> <li>128 to 512 PowerTags</li> <li>512 to 2 048 PowerTags</li> <li>2 048 to 8 192 PowerTags</li> <li>8 192 to 65 536 PowerTags</li> <li>65 536 to 102 400 PowerTags</li> <li>102 400 to 153 600 PowerTags</li> <li>153 600 to 262 144 PowerTags</li> </ul>
		<b>6AV6371-2BD17-4AJ0</b> <b>6AV6371-2BG17-4AJ0</b> <b>6AV6371-2BM17-4AJ0</b> <b>6AV6371-2BN17-4AJ0</b> <b>6AV6371-2BP17-4AJ0</b> <b>6AV6371-2BQ17-4AJ0</b> <b>6AV6371-2BR17-4AJ0</b>

# HMI Software

## SCADA system SIMATIC WinCC V7

### SIMATIC WinCC V7

#### Ordering data

##### V7.4 SP1 Archive

- 1 500 archive tags (countable)
- 5 000 archive tags (countable)
- 10 000 archive tags (countable)
- 30 000 archive tags (countable)

##### Download

- 1 500 archive tags (countable)
- 5 000 archive tags (countable)
- 10 000 archive tags (countable)
- 30 000 archive tags (countable)

##### SIMATIC WinCC Upgrades/ Software Update Service

##### SIMATIC WinCC V7.4 SP1 Upgrade <sup>1)</sup>

##### For upgrading the RT version

- From V7.X to V7.4 SP1
- From V7.X ASIA to V7.4 SP1 ASIA <sup>2)</sup>

##### Download

- From V7.x to V7.4 SP1

##### For upgrading the RC version

- From V7.X to V7.4 SP1
- From V7.X ASIA to V7.4 SP1 ASIA <sup>2)</sup>

##### Download

- From V7.x to V7.4 SP1

##### For upgrading the Client RT version

- From V7.x to V7.4 SP1
- From V7.X ASIA to V7.4 SP1 ASIA

##### Download

- From V7.x to V7.4 SP1

##### For upgrading the Client RC version

- From V7.x to V7.4 SP1
- From V7.X ASIA to V7.4 SP1 ASIA

##### Download

- From V7.x to V7.4 SP1

##### SIMATIC WinCC Software Update Service (SUS) <sup>3) 4) 5)</sup>

##### SIMATIC WinCC V7 Update

Software Update Service for WinCC basic software and options:

- 1 license
- 3 licenses
- 10 licenses

##### Download

- 1 license
- 3 licenses
- 10 licenses

#### Article No.

6AV6371-1DQ17-4AX0  
6AV6371-1DQ17-4BX0  
6AV6371-1DQ17-4CX0  
6AV6371-1DQ17-4EX0

6AV6371-1HQ17-4AX0  
6AV6371-1HQ17-4BX0  
6AV6371-1HQ17-4CX0  
6AV6371-1HQ17-4EX0

6AV6381-2AA07-4AX3  
6AV6381-2AA07-4AV3

6AV6381-2AA07-4AK3

6AV6381-2AB07-4AX3  
6AV6381-2AB07-4AV3

6AV6381-2AB07-4AK3

6AV6381-2CA07-4AX3  
6AV6381-2CA07-4AV3

6AV6381-2CA07-4AK3

6AV6381-2CB07-4AX3  
6AV6381-2CB07-4AK3

6AV6381-2CB07-4AV3

6AV6381-1AA00-0AX5  
6AV6381-1AA00-0BX5  
6AV6381-1AA00-0CX5

6AV6381-1KA00-0AX5  
6AV6381-1KA00-0BX5  
6AV6381-1KA00-0CX5

#### Article No.

##### V7.3 SE incl. Update 1

##### Runtime packages on DVD

Incl. 512 archive tags each;  
language/script versions:  
en, de, fr, it, es; with license for

- WinCC RT Client
- 128 PowerTags (RT 128)
- 512 PowerTags (RT 512)
- 2 048 PowerTags (RT 2 048)
- 8 192 PowerTags (RT 8 192)
- 65 536 PowerTags (RT 65 536)
- 102 400 PowerTags (RT 102 400)
- 153 600 PowerTags (RT 153 600)
- 262 144 PowerTags (RT 262 144)

##### Download

Including 512 archive tags each

- WinCC RT Client
- 128 PowerTags (RT 128)
- 512 PowerTags (RT 512)
- 2 048 PowerTags (RT 2 048)
- 8 192 PowerTags (RT 8 192)
- 65 536 PowerTags (RT 65 536)
- 102 400 PowerTags (RT 102 400)
- 153 600 PowerTags (RT 153 600)
- 262 144 PowerTags (RT 262 144)

##### Complete packages on DVD

Language versions:  
en, de, fr, it, es; with license for

- WinCC RC Client
- 128 PowerTags (RC 128)
- 512 PowerTags (RC 512)
- 2 048 PowerTags (RC 2 048)
- 8 192 PowerTags (RC 8 192)
- 65 536 PowerTags (RC 65 536)
- 102 400 PowerTags (RC 102 400)
- 153 600 PowerTags (RC 153 600)
- 262 144 PowerTags (RC 262 144)

##### Download

- WinCC RC Client
- 128 PowerTags (RC 128)
- 512 PowerTags (RC 512)
- 2 048 PowerTags (RC 2 048)
- 8 192 PowerTags (RC 8 192)
- 65 536 PowerTags (RC 65 536)
- 102 400 PowerTags (RC 102 400)
- 153 600 PowerTags (RC 153 600)
- 262 144 PowerTags (RC 262 144)

6AV6381-2CA07-3AX0  
6AV6381-2BC07-3AX0  
6AV6381-2BD07-3AX0  
6AV6381-2BE07-3AX0  
6AV6381-2BH07-3AX0  
6AV6381-2BF07-3AX0  
6AV6381-2BJ07-3AX0  
6AV6381-2BK07-3AX0  
6AV6381-2BL07-3AX0

6AV6381-2CA07-3AH0  
6AV6381-2BC07-3AH0  
6AV6381-2BD07-3AH0  
6AV6381-2BE07-3AH0  
6AV6381-2BH07-3AH0  
6AV6381-2BF07-3AH0  
6AV6381-2BJ07-3AH0  
6AV6381-2BK07-3AH0  
6AV6381-2BL07-3AH0

6AV6381-2CB07-3AX0  
6AV6381-2BM07-3AX0  
6AV6381-2BN07-3AX0  
6AV6381-2BP07-3AX0  
6AV6381-2BS07-3AX0  
6AV6381-2BQ07-3AX0  
6AV6381-2BT07-3AX0  
6AV6381-2BU07-3AX0  
6AV6381-2BV07-3AX0

6AV6381-2CB07-3AH0  
6AV6381-2BM07-3AH0  
6AV6381-2BN07-3AH0  
6AV6381-2BP07-3AH0  
6AV6381-2BS07-3AH0  
6AV6381-2BQ07-3AH0  
6AV6381-2BT07-3AH0  
6AV6381-2BU07-3AH0  
6AV6381-2BV07-3AH0

<sup>1)</sup> According to licensing provisions, 1 upgrade package must be ordered for each WinCC station

<sup>2)</sup> Upgrading from V7.X RT/RC ASIA to V7.4 SP1 ASIA is carried out using the "respective non-Asia package"

<sup>3)</sup> The Software Update Service is valid for 1 year. The contract is automatically extended by 1 more year unless canceled 3 months prior to expiration. According to licensing provisions, 1 Software Update Service must be ordered for each WinCC station.

<sup>4)</sup> Requires the current software version

<sup>5)</sup> SUS is available as download



Ordering data	Article No.	Article No.
<b>V7.3 ASIA SE incl. update 1</b> <b>Runtime packages on DVD</b> Incl. 512 archive tags each; language/script versions: en, zh-CN, zh-TW, ko, ja; with license for <ul style="list-style-type: none"> <li>WinCC RT Client</li> <li>128 PowerTags (RT 128)</li> <li>512 PowerTags (RT 512)</li> <li>2 048 PowerTags (RT 2 048)</li> <li>8 192 PowerTags (RT 8 192)</li> <li>65 536 PowerTags (RT 65 536)</li> <li>102 400 PowerTags (RT 102 400)</li> <li>153 600 PowerTags (RT 153 600)</li> <li>262 144 PowerTags (RT 262 144)</li> </ul>	6AV6381-2CA07-3AV0 6AV6381-2BC07-3AV0 6AV6381-2BD07-3AV0 6AV6381-2BE07-3AV0 6AV6381-2BH07-3AV0 6AV6381-2BF07-3AV0 6AV6381-2BJ07-3AV0 6AV6381-2BK07-3AV0 6AV6381-2BL07-3AV0	<b>V7.3 Archives</b> <ul style="list-style-type: none"> <li>1 500 Archive Tags</li> <li>5 000 Archive Tags</li> <li>10 000 Archive Tags</li> <li>30 000 Archive Tags</li> <li>80 000 Archive Tags</li> </ul> <b>Download</b> <ul style="list-style-type: none"> <li>1 500 Archive Tags</li> <li>5 000 Archive Tags</li> <li>10 000 Archive Tags</li> <li>30 000 Archive Tags</li> <li>80 000 Archive Tags</li> </ul>
<b>Complete packages on DVD</b> Language versions: en, zh-CN, zh-TW, ko, ja; with license for <ul style="list-style-type: none"> <li>WinCC RC Client</li> <li>128 PowerTags (RC 128)</li> <li>512 PowerTags (RC 512)</li> <li>2 048 PowerTags (RC 2 048)</li> <li>8 192 PowerTags (RC 8 192)</li> <li>65 536 PowerTags (RC 65 536)</li> <li>102 400 PowerTags (RC 102 400)</li> <li>153 600 PowerTags (RC 153 600)</li> <li>262 144 PowerTags (RC 262 144)</li> </ul>	6AV6381-2CB07-3AV0 6AV6381-2BM07-3AV0 6AV6381-2BN07-3AV0 6AV6381-2BP07-3AV0 6AV6381-2BS07-3AV0 6AV6381-2BQ07-3AV0 6AV6381-2BT07-3AV0 6AV6381-2BU07-3AV0 6AV6381-2BV07-3AV0	<b>V7.3 Archive Powerpacks</b> For upgrading archiving from <ul style="list-style-type: none"> <li>1 500 to 5 000 Archive Tags</li> <li>5 000 to 10 000 Archive tags</li> <li>10 000 to 30 000 Archive Tags</li> <li>30 000 to 80 000 Archive Tags</li> </ul> <b>Download</b> <ul style="list-style-type: none"> <li>1 500 to 5 000 Archive Tags</li> <li>5 000 to 10 000 Archive tags</li> <li>10 000 to 30 000 Archive Tags</li> <li>30 000 to 80 000 Archive Tags</li> </ul>
<b>V7.3 Powerpacks</b> For upgrading from: <b>Runtime packages</b> <ul style="list-style-type: none"> <li>128 to 512 PowerTags</li> <li>512 to 2 048 PowerTags</li> <li>2 048 to 8 192 PowerTags</li> <li>8 192 to 65 536 PowerTags</li> <li>65 536 to 102 400 PowerTags</li> <li>102 400 to 153 600 PowerTags</li> <li>153 600 to 262 144 PowerTags</li> </ul> <b>Download</b> <ul style="list-style-type: none"> <li>128 to 512 PowerTags</li> <li>512 to 2 048 PowerTags</li> <li>2 048 to 8 192 PowerTags</li> <li>8 192 to 65 536 PowerTags</li> <li>65 536 to 102 400 PowerTags</li> <li>102 400 to 153 600 PowerTags</li> <li>153 600 to 262 144 PowerTags</li> </ul>	6AV6371-2BD07-3AX0 6AV6371-2BG07-3AX0 6AV6371-2BM07-3AX0 6AV6371-2BN07-3AX0 6AV6371-2BP07-3AX0 6AV6371-2BQ07-3AX0 6AV6371-2BR07-3AX0	<b>SIMATIC WinCC Upgrades/ Software Update Service</b> <b>SIMATIC WinCC V7.3 upgrade <sup>1)</sup></b> <b>For upgrading the RT version</b> <ul style="list-style-type: none"> <li>From V6.2/7.0 to V7.3</li> <li>From V7.2 to V7.3</li> <li>From V6.2 ASIA to V7.3 ASIA <sup>2)</sup></li> <li>From V7.2 ASIA to V7.3 ASIA</li> </ul> <b>Download</b> <ul style="list-style-type: none"> <li>From V6.2/7.0 to V7.3</li> <li>From V7.2 to V7.3</li> </ul>
<b>Complete packages</b> <ul style="list-style-type: none"> <li>128 to 512 PowerTags</li> <li>512 to 2 048 PowerTags</li> <li>2 048 to 8 192 PowerTags</li> <li>8 192 to 65 536 PowerTags</li> <li>65 536 to 102 400 PowerTags</li> <li>102 400 to 153 600 PowerTags</li> <li>153 600 to 262 144 PowerTags</li> </ul> <b>Download</b> <ul style="list-style-type: none"> <li>128 to 512 PowerTags</li> <li>512 to 2 048 PowerTags</li> <li>2 048 to 8 192 PowerTags</li> <li>8 192 to 65 536 PowerTags</li> <li>65 536 to 102 400 PowerTags</li> <li>102 400 to 153 600 PowerTags</li> <li>153 600 to 262 144 PowerTags</li> </ul>	6AV6371-2BD17-3AX0 6AV6371-2BG17-3AX0 6AV6371-2BM17-3AX0 6AV6371-2BN17-3AX0 6AV6371-2BP17-3AX0 6AV6371-2BQ17-3AX0 6AV6371-2BR17-3AX0	<b>For upgrading the RC version</b> <ul style="list-style-type: none"> <li>From V6.2/7.0 to V7.3</li> <li>From V7.2 to V7.3</li> <li>From V6.2 ASIA to V7.3 ASIA <sup>2)</sup></li> <li>From V7.2 ASIA to V7.3 ASIA</li> </ul> <b>Download</b> <ul style="list-style-type: none"> <li>From V6.2/7.0 to V7.3</li> <li>From V7.2 to V7.3</li> </ul>
<b>Complete packages</b> <ul style="list-style-type: none"> <li>128 to 512 PowerTags</li> <li>512 to 2 048 PowerTags</li> <li>2 048 to 8 192 PowerTags</li> <li>8 192 to 65 536 PowerTags</li> <li>65 536 to 102 400 PowerTags</li> <li>102 400 to 153 600 PowerTags</li> <li>153 600 to 262 144 PowerTags</li> </ul> <b>Download</b> <ul style="list-style-type: none"> <li>128 to 512 PowerTags</li> <li>512 to 2 048 PowerTags</li> <li>2 048 to 8 192 PowerTags</li> <li>8 192 to 65 536 PowerTags</li> <li>65 536 to 102 400 PowerTags</li> <li>102 400 to 153 600 PowerTags</li> <li>153 600 to 262 144 PowerTags</li> </ul>	6AV6371-2BD17-3AJ0 6AV6371-2BG17-3AJ0 6AV6371-2BM17-3AJ0 6AV6371-2BN17-3AJ0 6AV6371-2BP17-3AJ0 6AV6371-2BQ17-3AJ0 6AV6371-2BR17-3AJ0	<b>For upgrading the Client RT version</b> <ul style="list-style-type: none"> <li>From V6.2 to V7.3</li> <li>From V7.0/7.2 to V7.3</li> <li>From V6.2 ASIA to V7.3 ASIA</li> <li>From V7.0/7.2 ASIA to V7.3 ASIA</li> </ul> <b>Download</b> <ul style="list-style-type: none"> <li>From V6.2 to V7.3</li> <li>From V7.0/7.2 to V7.3</li> </ul>
		<b>For upgrading the Client RC version</b> <ul style="list-style-type: none"> <li>From V7.x to V7.3</li> <li>From V7.X ASIA to V7.3 ASIA <sup>2)</sup></li> </ul> <b>Download</b> <ul style="list-style-type: none"> <li>From V7.x to V7.3</li> </ul>



## HMI Software

### SCADA system SIMATIC WinCC V7

#### SIMATIC WinCC V7

Ordering data	Article No.	Article No.
<b>SIMATIC WinCC Software Update Service (SUS)</b> <sup>3) 4) 5)</sup> <b>SIMATIC WinCC V7 Update</b> Software Update Service for WinCC basic software and options: <ul style="list-style-type: none"> <li>• 1 license</li> <li>• 3 licenses</li> <li>• 10 licenses</li> </ul> Download <ul style="list-style-type: none"> <li>• 1 license</li> <li>• 3 licenses</li> <li>• 10 licenses</li> </ul>	<b>6AV6381-1AA00-0AX5</b> <b>6AV6381-1AA00-0BX5</b> <b>6AV6381-1AA00-0CX5</b>  <b>6AV6381-1KA00-0AX5</b> <b>6AV6381-1KA00-0BX5</b> <b>6AV6381-1KA00-0CX5</b>	<b>SIMATIC WinCC V7.4 SP1 Communication via Industrial Ethernet / PROFIBUS</b> <b>CP 1612 A2</b> PCI card (32-bit) for connection of a PG/PC to Industrial Ethernet (10/100/1000 Mbps) with RJ45 connection via SOFTNET S7 and SOFTNET PG. Windows 8.1 and Windows 2012 Server are not supported. <b>6GK1161-2AA01</b>
<b>SIMATIC WinCC V7.3 SE incl. Update 1</b> DVD WinCC V7.3 SE incl. Update 1	<b>S79220-B5964-P</b>	<b>SOFTNET IE S7 Version 14 SP1</b> SOFTNET-IE S7 V14 software for S7 and S5-comp. communication, OPC; PG/OP communication, configuration software, up to 64 conn.; floating license; runtime software, software and electr. manual; on DVD; license key on USB stick; class A; 2 languages (German/English); for 32/64 bit; Windows 7 SP1 Prof./Ultimate, 64 bit: Windows 8.1 Pro; Windows 10 Server 2008 R2 SP1, 2012 R2; CP 1612 (not Win 8.1, Win 10 Server 2012, R2) <ul style="list-style-type: none"> <li>• Single license for 1 installation</li> <li>• Upgrade package for SIMATIC NET Edition 2006 or higher</li> <li>• Upgrade package for SIMATIC NET V6.0, V6.1, V6.2 and Edition 2005</li> </ul> <b>6GK1704-1CW14-0AA0</b> <b>6GK1704-1CW00-3AE0</b>  <b>6GK1704-1CW00-3AE1</b>
		<b>SOFTNET-IE S7 Lean Version 14 SP1 (license included in scope of supply of WinCC V7.4 SP1)</b> SIMATIC NET SOFTNET-IE S7 LEAN V14; SW f. S7 + S5-comp. comm., OPC PG/OP comm., config. SW, up to 8 conn.; floating license; R-SW, SW + electr. manual on DVD; license key on USB stick; class A; 2 languages (German/English); for 32/64 bit; Win 7 SP1 Prof./Ult., 64 bit: Win 8.1 PRO; Windows 10 Server 2008 R2 SP1, 2012 R2; CP 1612 (not Win 8.1, Win 10 Server 2012, R2) <ul style="list-style-type: none"> <li>• Single license for 1 installation</li> <li>• Upgrade package for SIMATIC NET Edition 2006 or higher</li> <li>• Upgrade package for SIMATIC NET V6.0, V6.1, V6.2 and Edition 2005</li> </ul> <b>6GK1704-1LW14-0AA0</b> <b>6GK1704-1LW00-3AE0</b>  <b>6GK1704-1LW00-3AE1</b>
		<b>CP 1613 A2</b> PCI card (32-bit) for connecting a PG/PC to Industrial Ethernet (communications software must be ordered separately) <b>6GK1161-3AA01</b>
		<b>CP 1623</b> PCI Express X1 card (32-bit) for connection of PG/PC to Industrial Ethernet (communications software must be ordered separately) <b>6GK1162-3AA00</b>
		<b>CP 1628</b> PCI Express X1 card (32-bit) for connecting a PG/PC to an Industrial Ethernet (communications software must be ordered separately) <b>6GK1162-8AA00</b>

- 1) According to licensing provisions, 1 upgrade package must be ordered for each WinCC station
- 2) Upgrading from V7.0 RT/RC ASIA to V7.3 ASIA is carried out using the "respective non-Asia package"
- 3) The Software Update Service is valid for 1 year. The contract is automatically extended by 1 more year unless canceled 3 months prior to expiration. According to licensing provisions, 1 Software Update Service must be ordered for each WinCC station.
- 4) Requires the current software version
- 5) SUS is available as download

Ordering data	Article No.	Article No.	
<p><b>HARDNET IE S7 V13 SP2</b> Software for S7-compatible and S5-compatible communication incl. OPC server, PG/OP communication and NCM PC, single license for one installation of Runtime software, software and electronic manual on CD-ROM, license key on USB flash drive, Class A for CP 1613 A2, CP 1623, CP 1628; English/German</p> <ul style="list-style-type: none"> <li>• Single license for 1 installation</li> <li>• Upgrade package for SIMATIC NET Edition 2006 or higher</li> <li>• Upgrade package for SIMATIC NET V6.0, V6.1, V6.2 and Edition 2005</li> </ul>	<p><b>6GK1716-1CB13-0AA0</b> <b>6GK1716-1CB00-3AE0</b></p> <p><b>6GK1716-1CB00-3AE1</b></p>	<p><b>HARDNET PB S7 V13 SP2</b> Software for S7 communication incl. PG/OP communication, FDL, OPC server, Runtime software, software and electronic manual on CD-ROM, license key on USB flash drive, Class A for CP 5613 A3, CP 5614 A3, CP 5623 English/German</p> <ul style="list-style-type: none"> <li>• Single license for 1 installation</li> <li>• Upgrade package for SIMATIC NET Edition 2006 or higher</li> <li>• Upgrade package for SIMATIC NET V6.0, V6.1, V6.2 and Edition 2005</li> </ul>	<p><b>6GK1713-5CB13-0AA0</b> <b>6GK1713-5CB00-3AE0</b></p> <p><b>6GK1713-5CB00-3AE1</b></p>
<p><b>Communication via PROFIBUS</b></p>			
<p><b>CP 5612</b> PCI card (32-bit) for connecting a PG/PC to PROFIBUS (communications software included in WinCC Basic package)</p>	<b>6GK1561-2AA00</b>		
<p><b>CP 5622</b> PCI Express X1 card (32-bit) for connecting a PG/PC to PROFIBUS (communications software included in WinCC Basic package)</p>	<b>6GK1562-2AA00</b>		
<p><b>CP 5711</b> USB adapter for connecting a PG/PC to PROFIBUS or MPI (communications software included in WinCC Basic package)</p>	<b>6GK1571-1AA00</b>		
<p><b>CP 5613 A3</b> PCI card (32-bit) for connecting a PC to PROFIBUS (communications software must be ordered separately)</p>	<b>6GK1561-3AA02</b>		
<p><b>CP 5614 A3</b> PCI card (32-bit) for connecting a PC to PROFIBUS (communications software must be ordered separately)</p>	<b>6GK1561-4AA02</b>		
<p><b>CP 5623</b> PCI Express X1 card (32-bit) for connection of PG/PC to Industrial Ethernet (communications software must be ordered separately)</p>	<b>6GK1562-3AA00</b>		
<p><b>HARDNET PB S7 V8.2 SP1</b> Software for S7 communication incl. PG/OP communication, FDL, OPC server, Runtime software, software and electronic manual on CD-ROM, license key on USB flash drive, Class A for CP 5613 A3, CP 5614 A3, CP 5623 English/German</p> <ul style="list-style-type: none"> <li>• Single license for 1 installation</li> <li>• Upgrade package for SIMATIC NET Edition 2006 or higher</li> <li>• Upgrade package for SIMATIC NET V6.0, V6.1, V6.2 and Edition 2005</li> </ul>	<p><b>6GK1713-5CB08-2AA0</b> <b>6GK1713-5CB00-3AE0</b></p> <p><b>6GK1713-5CB00-3AE1</b></p>	<p><b>HARDNET PB DP V13 SP2</b> Software for DP protocol incl. PG/OP communication, FDL, DP OPC server, Runtime software, software and electronic manual on CD-ROM, License key on USB flash drive, Class A, for CP 5613 A3, CP 5614 A3, CP 5623 English/German</p> <ul style="list-style-type: none"> <li>• Single license for 1 installation</li> <li>• Upgrade package for SIMATIC NET Edition 2006 or higher</li> <li>• Upgrade package for SIMATIC NET V6.0, V6.1, V6.2 and Edition 2005</li> </ul>	<p><b>6GK1713-5DB13-0AA0</b> <b>6GK1713-5DB00-3AE0</b></p> <p><b>6GK1713-5DB00-3AE1</b></p>
		<p><b>FMS 5613 V7.1 SP6 (Edition 2008 + SP6)</b> Software for FMS protocol incl. PG/OP communication, FDL, OPC server, Runtime software, software and electronic manual on CD-ROM, license key on USB flash drive, Class A, for CP 5613 A2, CP 5614 A2, CP 5623; English/German</p> <ul style="list-style-type: none"> <li>• Single license for 1 installation</li> <li>• Upgrade package for SIMATIC NET Edition 2006 or higher</li> <li>• Upgrade package for SIMATIC NET V6.0, V6.1, V6.2 and Edition 2005</li> </ul>	<p><b>6GK1713-5FB71-3AA0</b> <b>6GK1713-5FB00-3AE0</b></p> <p><b>6GK1713-5FB00-3AE1</b></p>

## HMI Software

### SCADA system SIMATIC WinCC V7

#### SIMATIC WinCC V7

Ordering data	Article No.	Article No.
<b>SIMATIC WinCC V7.3</b> <b>Communication via</b> <b>Industrial Ethernet / PROFIBUS</b> <b>CP 1612 A2</b> PCI card (32-bit) for connection of a PG/PC to Industrial Ethernet (10/100/1000 Mbps) with RJ45 connection via SOFTNET S7 and SOFTNET PG. Windows 8.1 and Windows 2012 Server are not supported.	<b>6GK1161-2AA01</b>	
<b>SOFTNET-IE S7 Version 13 SP2 <sup>1)</sup></b> Software for S7-compatible and S5-compatible communication incl. OPC server, PG/OP communication and NCM PC; up to 64 connections; single license for one installation of Runtime software, software and electronic manual on CD-ROM; license key on USB stick; Class A for CP 1612 A2 English/German <ul style="list-style-type: none"> <li>• Single license for 1 installation</li> <li>• Upgrade package for SIMATIC NET Edition 2006 or higher</li> <li>• Upgrade package for SIMATIC NET V6.0, V6.1, V6.2 and Edition 2005</li> </ul>	<b>6GK1704-1CW13-0AA0</b> <b>6GK1704-1CW00-3AE0</b> <b>6GK1704-1CW00-3AE1</b>	<b>6GK1716-1CB13-0AA0</b> <b>6GK1716-1CB00-3AE0</b>  <b>6GK1716-1CB00-3AE1</b>
<b>SOFTNET-IE S7 Lean Version 13 SP2 <sup>1)</sup> (license included in scope of supply of WinCC V7.4 SP1/ V7.3)</b> Software for S7 and S5-compatible communication including OPC server, PG/OP communication and NCM PC; up to 8 connections; single license for one installation of runtime software, software and electronic manual on CD-ROM, License Key on USB stick, Class A, for CP 1612 A2, English/German <ul style="list-style-type: none"> <li>• Single license for 1 installation</li> <li>• Upgrade package for SIMATIC NET Edition 2006 or higher</li> <li>• Upgrade package for SIMATIC NET V6.0, V6.1, V6.2 and Edition 2005</li> </ul>	<b>6GK1704-1LW13-0AA0</b> <b>6GK1704-1LW00-3AE0</b>  <b>6GK1704-1LW00-3AE1</b>	
<b>CP 1613 A2</b> PCI card (32-bit) for connecting a PG/PC to Industrial Ethernet (communications software must be ordered separately)	<b>6GK1161-3AA01</b>	
<b>CP 1623</b> PCI Express X1 card (32-bit) for connection of PG/PC to Industrial Ethernet (communications software must be ordered separately)	<b>6GK1162-3AA00</b>	
<b>CP 1628</b> PCI Express X1 card (32-bit) for connecting a PG/PC to Industrial Ethernet (communications software must be ordered separately)	<b>6GK1162-8AA00</b>	
<b>HARDNET-IE S7 V13 SP2 <sup>1)</sup></b> Software for S7-compatible and S5-compatible communication incl. OPC server, PG/OP communication and NCM PC, single license for one installation of runtime software, software and electronic manual on CD-ROM, license key on USB flash drive, Class A for CP 1613 A2, CP 1623, CP 1628; English/German <ul style="list-style-type: none"> <li>• Single license for 1 installation</li> <li>• Upgrade package for SIMATIC NET Edition 2006 or higher</li> <li>• Upgrade package for SIMATIC NET V6.0, V6.1, V6.2 and Edition 2005</li> </ul>		<b>6GK1713-5CB08-2AA0</b> <b>6GK1713-5CB00-3AE0</b>  <b>6GK1713-5CB00-3AE1</b>
<b>Communication via PROFIBUS</b> <b>CP 5612 <sup>2)</sup></b> PCI card (32-bit) for connecting a PG/PC to PROFIBUS (communications software included in WinCC Basic package)		<b>6GK1561-2AA00</b>
<b>CP 5622 <sup>2)</sup></b> PCI Express X1 card (32-bit) for connecting a PG/PC to PROFIBUS (communications software included in WinCC Basic package)		<b>6GK1562-2AA00</b>
<b>CP 5711</b> USB adapter for connecting a PG/PC to PROFIBUS or MPI (communications software included in WinCC Basic package)		<b>6GK1571-1AA00</b>
<b>CP 5613 A3</b> PCI card (32-bit) for connecting a PC to PROFIBUS (communications software must be ordered separately)		<b>6GK1561-3AA02</b>
<b>CP 5614 A3</b> PCI card (32-bit) for connecting a PC to PROFIBUS (communications software must be ordered separately)		<b>6GK1561-4AA02</b>
<b>CP 5623</b> PCI Express X1 card (32-bit) for connection of PG/PC to Industrial Ethernet (communications software must be ordered separately)		<b>6GK1562-3AA00</b>
<b>HARDNET-PB S7 V8.2 SP1 <sup>1)</sup></b> Software for S7 communication incl. PG/OP communication, FDL, OPC server, Runtime software, software and electronic manual on CD-ROM, license key on USB stick, Class A for CP 5613-A2, CP 5614-A2, CP 5623 English/German <ul style="list-style-type: none"> <li>• Single license for 1 installation</li> <li>• Upgrade package for SIMATIC NET Edition 2006 or higher</li> <li>• Upgrade package for SIMATIC NET V6.0, V6.1, V6.2 and Edition 2005</li> </ul>		

Ordering data	Article No.	Ordering data	Article No.
<p><b>HARDNET-PB S7 V13 SP2<sup>1)</sup></b>            Software for S7 communication incl. PG/OP communication, FDL, OPC server, Runtime software, software and electronic manual on CD-ROM, license key on USB stick, Class A for CP 5613-A2, CP 5614-A2, CP 5623            English/German</p> <ul style="list-style-type: none"> <li>• Single license for 1 installation</li> <li>• Upgrade package for SIMATIC NET Edition 2006 or higher</li> <li>• Upgrade package for SIMATIC NET V6.0, V6.1, V6.2 and Edition 2005</li> </ul>	<p><b>6GK1713-5CB13-0AA0</b>  <b>6GK1713-5CB00-3AE0</b></p> <p><b>6GK1713-5CB00-3AE1</b></p>	<p><b>FMS-5613 V7.1 SP6 (Edition 2008+SP6)<sup>1)</sup></b>            Software for FMS protocol incl. PG/OP communication, FDL, OPC server            Runtime software, software and electronic manual on CD ROM, License Key on USB stick, Class A; For CP 5613-A2, CP 5614-A2, CP 5623;            English/German</p> <ul style="list-style-type: none"> <li>• Single license for 1 installation</li> <li>• Upgrade package for SIMATIC NET Edition 2006 or higher</li> <li>• Upgrade package for SIMATIC NET V6.0, V6.1, V6.2 and Edition 2005</li> </ul>	<p><b>6GK1713-5FB71-3AA0</b>  <b>6GK1713-5FB00-3AE0</b></p> <p><b>6GK1713-5FB00-3AE1</b></p>
<p><b>HARDNET-PB DP V13 SP2<sup>1)</sup></b>            Software for DP protocol incl. PG/OP communication, FDL, DP OPC server, Runtime software, software and electronic manual on CD-ROM, license key on USB stick, Class A, for CP 5613-A2, CP 5614-A2, CP 5623;            English/German</p> <ul style="list-style-type: none"> <li>• Single license for 1 installation</li> <li>• Upgrade package for SIMATIC NET Edition 2006 or higher</li> <li>• Upgrade package for SIMATIC NET V6.0, V6.1, V6.2 and Edition 2005</li> </ul>	<p><b>6GK1713-5DB13-0AA0</b>  <b>6GK1713-5DB00-3AE0</b></p> <p><b>6GK1713-5DB00-3AE1</b></p>		

<sup>1)</sup> The SIMATIC NET PC software delivered with SIMATIC WinCC V7.3 must always be used. The scope of supply for WinCC V7.3 includes the SIMATIC NET PC software V12 SP2 / supported operating systems: 32/64-bit Windows 7 SP1 Professional, Ultimate, 32/64-bit Windows 8.1, 64-bit Windows 2008 Server R2 SP2, 64-bit Windows 2012 Server R2 and SIMATIC NET PC Software V7.1 SP6 (Edition 2008+SP6) / supported operating systems: Windows 2012 Server R2 (64-bit), Windows 7 SP1 (32-bit/64-bit) Professional, Enterprise, Ultimate, Windows Server 2008 Standard. Only use the license from the product package of the above listed SIMATIC NET PC software products. Licenses supplied with SIMATIC NET V12 SP2 are valid for all older versions as of Edition 2006. Windows 2003, Windows XP and VISTA are no longer supported.

<sup>2)</sup> Only for WinCC single-user system / supported operating systems: 32/64-bit Windows 7 Professional, Ultimate

### More information

#### WinCC language versions

SIMATIC WinCC is also offered in simplified Chinese, traditional Chinese, Korean and Japanese especially for Asian markets. These WinCC versions are intended for machine manufacturers, plant constructors and exporters who supply the regions of China, Taiwan, Korea and Japan.

WinCC ASIA includes all familiar WinCC functions and offers in addition the configuration user interface in the respective national language and English. The online help is available in simplified Chinese, traditional Chinese, Korean, Japanese and English. A Chinese, Korean, Japanese or multilingual Windows operating system is required for operation.

The runtime licenses are language-neutral. The English handling program (Automation License Manager – ALM) is executable under the Chinese, Korean and Japanese Windows versions.

In order to use the Asian languages in WinCC, an Asia hardware dongle is required.

More information is available on the Internet at:

<http://www.siemens.com/wincc-v7>

#### IPC packages

There are attractive packages available with SIMATIC Rack PCs (IPC347, IPC547, IPC647, IPC847), SIMATIC Box PCs (IPC227, IPC427, IPC627, IPC827) and SIMATIC Panel PCs (IPC277, IPC477, IPC677) for a completely matched software and hardware package. These IPCs can be configured in different ways for use as single station, server or client.

<http://www.siemens.com/scada-ipc>

#### Downloads:

In most cases, the products can also be obtained as software downloads.

You can find more information on the Software Update Service, license forms, Online Software Delivery and handling your SW licenses with the Automation License Manager here:

<http://www.siemens.com/simatic-licenses>

## HMI Software

### SIMATIC WinCC options

#### SIMATIC WinCC options

##### Overview



The universal WinCC basic software is the basis for modular expansions. These functional expansions can be obtained in the form of WinCC options and as WinCC Premium add-ons.

WinCC options are created by WinCC Development and are Siemens Industry Automation products. You can obtain support from our Advisory Services and via the central hotline.

##### Options for scalable plant configurations

- WinCC/Server  
For configuring a powerful client/server system
- WinCC/Redundancy  
For increasing system availability through redundancy
- WinCC Web Navigator  
For operator control and monitoring of plants via the Internet, in-house intranet or LAN
- WinCC WebUX  
For operator control and monitoring of plants, independent of platforms and browsers, via the Internet, in-house intranet or LAN
- SIMATIC Process Historian  
Central, scalable long-term archive for the whole plant
- SIMATIC TeleControl  
For connecting outlying stations (remote terminal units = RTUs) via telecontrol protocols in a WinCC SCADA system

	WinCC RT Professional	WinCC V7	WinCC Open Architecture
WinCC WebNavigator	x	x	--
WinCC WebUX	x	x	--
WinCC DataMonitor	x	x	--

##### Options for greater efficiency in operations management

- WinCC/User Archives  
For managing data records in user archives
- WinCC/DataMonitor  
For displaying and evaluating current process states and historical data on office PCs with standard tools
- WinCC/Performance Monitor  
For analysis and optimization of production on the basis of individual performance indicators
- WinCC/SES (Sequence Execution System)  
Scalable step sequence control for sequence-based processes
- WinCC/Audit
  - Change management
  - Generation of audit trails for engineering and runtime
- WinCC/Calendar Scheduler  
Calendar-based planning of events
- WinCC/ChangeControl
  - Change and version management
  - Generation of audit trails for engineering
- WinCC/Event Notifier  
For sending of notifications triggered by specific events in the WinCC message system
- SIMATIC Information Server  
Web-based, integrated reporting from production to management, based on archived data

##### Options for openness and individual system expansions

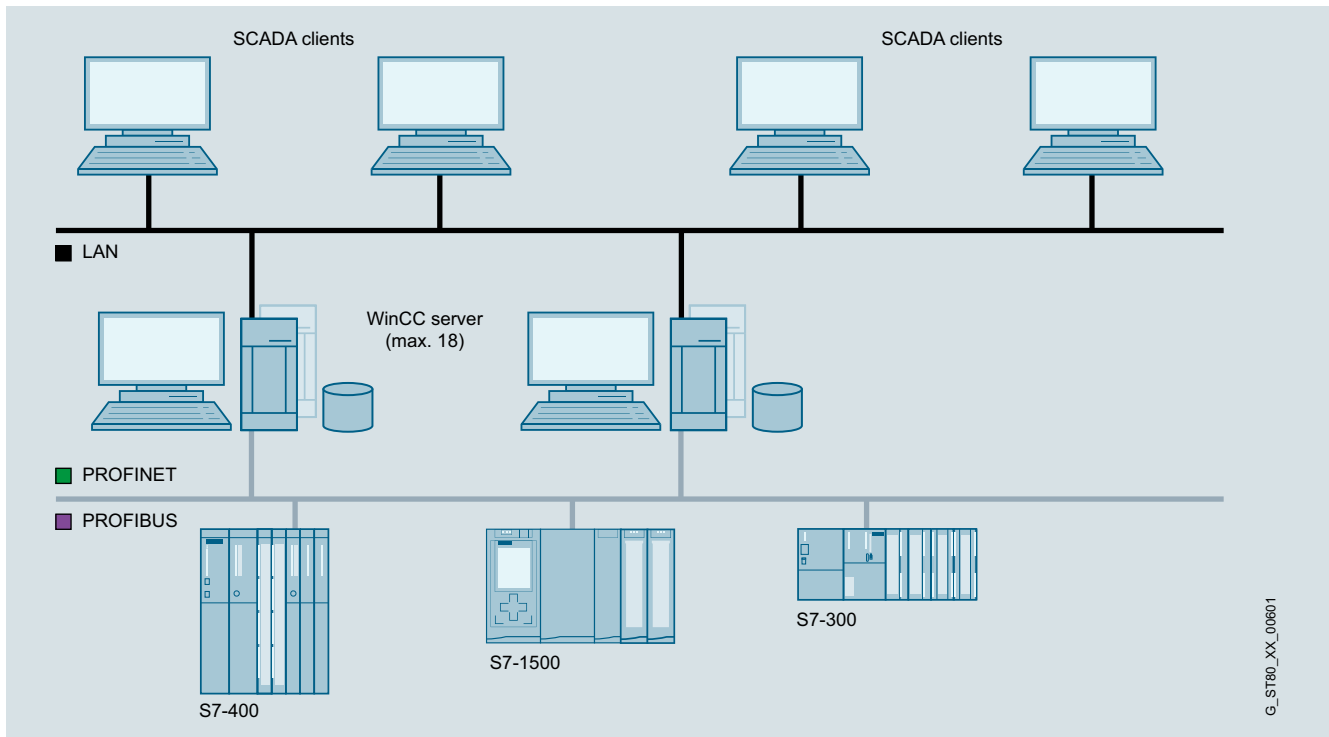
- WinCC/Connectivity Pack  
Access to WinCC logs via OPC HDA, OPC A&E, OPC XML Server, OPC UA Server/Client and WinCC OLE-DB /OLE-DB
- WinCC/Connectivity Station  
Gateway to WinCC server data via OPC HDA, OPC A&E, OPC XML server, OPC UA Server/Client, and WinCC OLE-DB /OLE-DB from independent computers
- WinCC IndustrialDataBridge  
Configurable connection to databases and IT systems
- WinCC/ODK (Open Development Kit)  
For the use of open programming interfaces and the generation of customer-specific WinCC ActiveX objects

##### More information

##### SIMATIC WinCC Options

<http://www.siemens.com/simatic-wincc-options>

## Overview



WinCC/Server

**SIMATIC WinCC/Server**

- Option for SIMATIC WinCC, which permits the configuration of a powerful client/server system.
- One of the following operating systems must be available to install the option on the server:
  - Windows Server 2008 R2 SP1,
  - Windows Server 2012 R2,
  - Windows Server 2016,
  - Windows 7 SP1,
  - Windows 8.1 or Windows 10
- A maximum of 3 clients can be connected when using the non-server operating systems Windows 7 SP1, Windows 8.1 and Windows 10.
- A number of coordinated HMI stations can be operated in a single group with networked automation systems

- Client/server solution:
  - Client without its own project ("UNI-Client"): One (redundant) server can supply up to 64 clients with process and archive data, messages, images and reports. The clients act as display and operating stations for the project on the server.
  - Client with its own project ("MULTI-Client"): One client can simultaneously access up to 18 (redundant) servers. These servers make the data and images available. This data can be collectively processed and displayed in the client project in order, for example, to implement a system overview across several servers. In this case, one server can supply data to as many as 50 clients.
- Requirement: Network connection (TCP/IP) between the server PC and the connected clients

Licenses

The following licenses are required for configuring a multi-user system:

- WinCC Server license on the server in addition to a WinCC RT license (a server license is required for each server)
- One WinCC RT Client license on each client.

You can find more information on the Software Update Service, license types, online software delivery and handling your SW licenses with the Automation License Manager here: [www.siemens.com/simatic-licenses](http://www.siemens.com/simatic-licenses)

## HMI Software

### SIMATIC WinCC options

#### WinCC/Server

##### Benefits

- Plant-wide scalability from the single-user system to the client/server solution
- Significantly higher quantity framework, relieving the individual servers and better performance due to distributing the complete application or tasks over several servers
- Low-cost configuration on the client is possible (the minimum RC license is sufficient)

##### Application

In a complex plant, WinCC can also be configured as a distributed system according to requirements:

- Functional distribution (e.g. message servers, archive servers, etc.) or
- Distribution according to the physical plant structure (e.g. body-in-white, paintshop, etc.)

##### Function

Each client can access more than one server at a time. Clients can also be used for configuration on the server.

A configuration of WinCC clients as a central Web server - as a distributed system if required - with an overview of all server projects in the system is also possible.

For WinCC clients, only the smallest runtime license WinCC RT client is required. In order to also facilitate configuration on WinCC clients, the smallest complete license WinCC RC client is required. Remote configuration is possible if WinCC clients without their own project (Uniclents) on the server project are configured. This makes it possible to configure inexpensive operator and configuration stations in a network.

##### Ordering data

##### Article No.

###### SIMATIC WinCC/Server V7.4 SP1

- Runtime software, single license
- Download, runtime software, single license

6AV6371-1CA07-4AX0

6AV6371-1HA07-4AX0

###### SIMATIC WinCC/Server V7.3

- Runtime software, single license
- Download, runtime software, single license

6AV6371-1CA07-3AX0

6AV6371-1HA07-3AX0

##### More information

You can find more information at:

<http://www.siemens.com/wincc-server>



**Overview****WinCC/Redundancy**

- Option for SIMATIC WinCC, supporting the parallel operation of two interfaced WinCC single-user systems or process data servers for mutual monitoring
- If one of the two server PCs or one of the two WinCC stations fails, the second one will take over control of the entire system. Once the failed server or station is restored to operation, the process value archives are copied to the restored partner.

**Licenses**

The WinCC/Redundancy option includes licenses for both redundant servers. A Redundancy license is required on each of the two servers in addition to other necessary licenses.

You can find more information on the Software Update Service, license types, online software delivery and handling your SW licenses with the Automation License Manager here:  
<http://www.siemens.com/simatic-licenses>

**Benefits**

- Increased system availability with continuous data integrity
- Automatic changeover of client in the event of failure of a server or failure of the communication to a server
- Continuous operator control and visualization thanks to automatic client changeover to the intact server
- Automatic updating of all archives in the background after rectification of the fault

**Function**

Normally, two WinCC stations or process data servers run in parallel. Each station has its own process connection and its own data archives. WinCC/Redundancy ensures automatic matching of system and user archive data.

If one of the two server computers or WinCC stations fails, the second will take over the archiving of messages and process data, thereby ensuring seamless data integrity. In client/server mode, the clients are automatically switched from the failed server to the redundant partner. This ensures continuous plant visualization and operation on every operator station.

When the failed partner resumes operation, all process values, messages and data archived during the fail period are automatically matched with the partner. This process runs in the background and does not affect plant continuity. Once this is complete, two equivalent servers/stations will be available again.

Communication with the SIMATIC S7 PLC can also be configured with redundancy (an H Series SIMATIC S7 is required) by plugging in two communication modules and configuring two communication paths (S7-REDCONNECT software package). The use of failsafe H Series SIMATIC S7 PLCs can, if required, further increase availability at control level.

**Ordering data****Article No.****SIMATIC WinCC/Redundancy V7.4 SP1**

- runtime software, single license for 2 installations
- Download, runtime software, single license for 2 installations

**6AV6371-1CF07-4AX0****6AV6371-1HF07-4AX0****SIMATIC WinCC/Redundancy V7.3**

- runtime software, single license for 2 installations
- Download, runtime software, single license for 2 installations

**6AV6371-1CF07-3AX0****6AV6371-1HF07-3AX0****More information**

You can find more information at:

<http://www.siemens.com/wincc-redundancy>



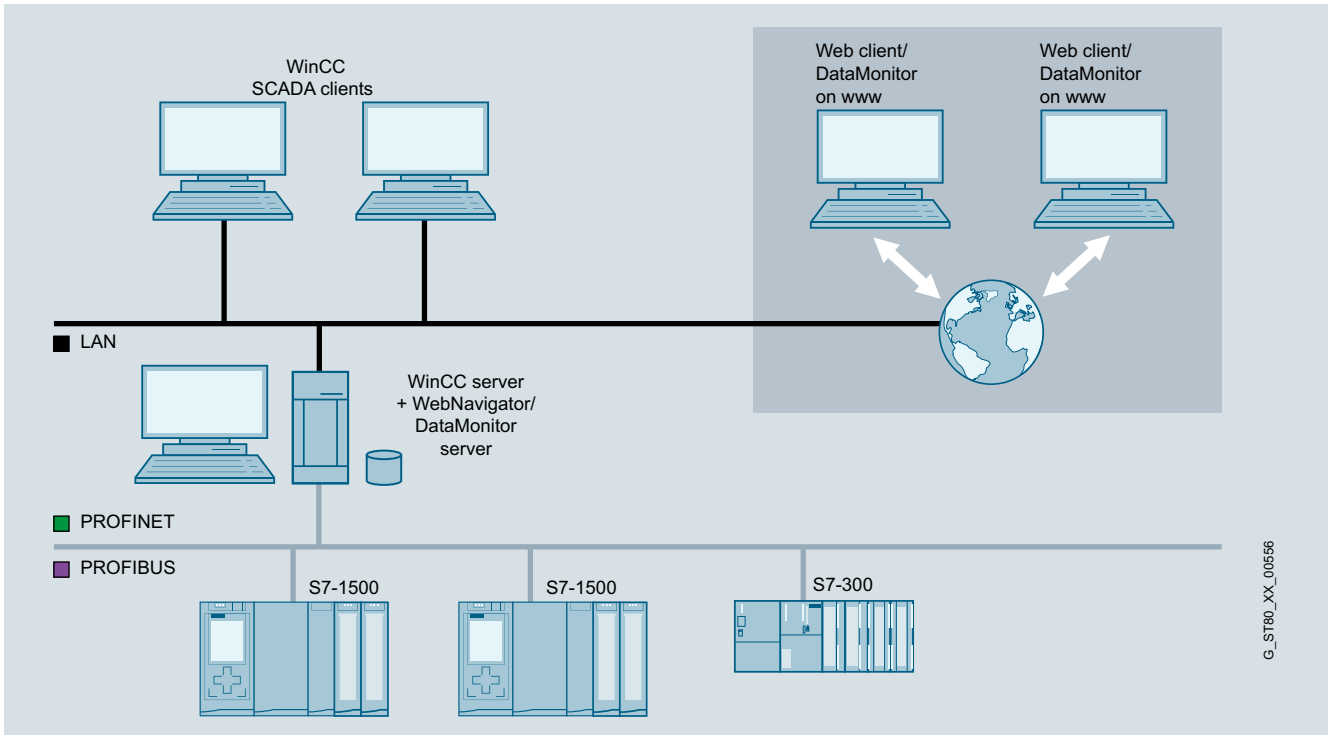
# HMI Software

## SIMATIC WinCC options

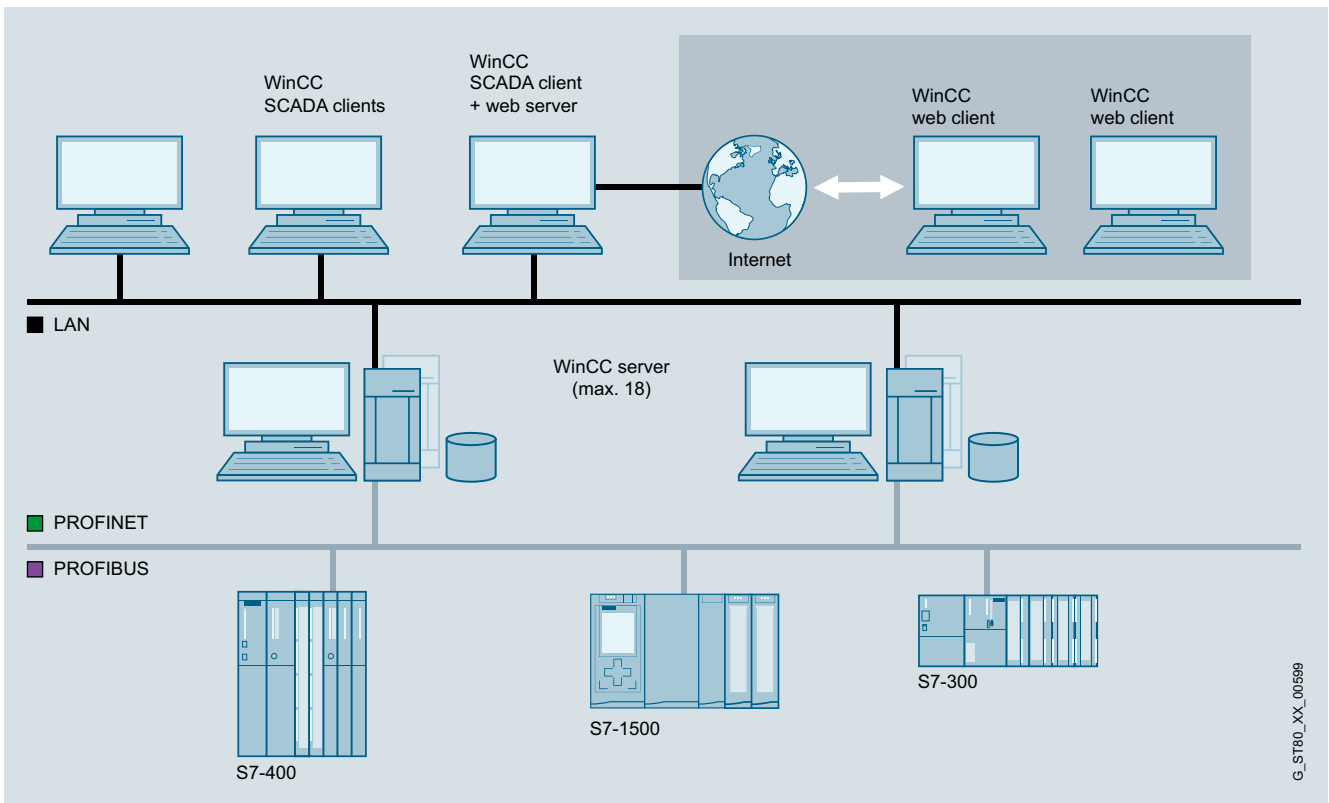
### WinCC WebNavigator

#### Overview

3



WinCC Server as web server



WinCC MultiClient as web server

**Overview** (continued)**WinCC WebNavigator**

- Option for SIMATIC WinCC or WinCC Runtime Professional for operating and monitoring plants over the Internet, company Intranet or LAN.
- Configuration from:
  - A web server with SIMATIC WinCC as single-user or server version and a web client that permits operator control and monitoring of a current WinCC project using the Internet Explorer. In combination with WinCC V7, the WebNavigator Server can be operated on a MultiClient

Licenses

- A (server-based) license is required for the WebNavigator. This is a graduated license based on the number of simultaneous web client access operations and can be incremented at any time using additive web client licenses (countable licenses).
- The WebNavigator client software can be installed as many times as required without the need for a license.
- A (client-based) license is required for the WebNavigator diagnostics. This provides access to all web servers with a WebNavigator Server or WebNavigator Diagnostic Server license.
- The WinCC/WebUX and WinCC/WebNavigator licenses can be combined, if necessary.

You can find more information on the Software Update Service, license types, online software delivery and handling your SW licenses with the Automation License Manager here: <http://www.siemens.com/simatic-licenses>

Note:

When accessing the operator stations via the WinCC WebNavigator option, suitable protective measures (including IT security such as network segmentation) should be taken in order to ensure safe operation of the system.

You will find more information on the topic of Industrial Security on the Internet at:

<http://www.siemens.com/industrialsecurity>

**Benefits**

- Operator control and monitoring across long distances and on different platforms (PC, local panel, mobile PDA)
- Large configurations with up to 150 operator stations (depending on the plant complexity and communication load)
- Optimally tailored clients for operating and monitoring, analysis, service and diagnostics
- Acceptance of configuration data for the web, generally without changes
- Minimum maintenance costs due to central software administration
- With the WinCC Web Viewer (WinCC Viewer RT), the process screens can be displayed on the web client independently of the Internet Explorer. Settings for the client are made on the client itself. The WinCC Web Viewer can also be used in conjunction with the MS Terminal Service.
- The SIMATIC WinCC WebNavigator can also be operated in "view only" mode and is thus used as tool for monitoring and navigating using Internet Explorer or WinCC Web Viewer (WinCC Viewer RT).
- Security is increased by adjustable automatic logout. If an automatic logout is to take place, an absolute or inactive time period can be set.

**Application**

In addition to the standard WebNavigator licensing, there is the "Diagnostics Client" with identical functionality but different licensing. It is especially suitable for the following applications:

- Remote diagnostics/operation of several unmanned WinCC server stations
- Central control rooms that monitor several web servers via one user interface
- Maintenance personnel who require guaranteed access to the server at any time, regardless of the number of users already logged on to the server.  
On the server side, only one WebNavigator Diagnostics Server license or, alternatively, one Standard WebNavigator license is required.

## HMI Software

### SIMATIC WinCC options

#### WinCC WebNavigator

##### Design

###### Thin Client solutions

The WebNavigator can also run under Windows Server 2008 R2 SP1 or Windows Server 2012 R2 terminal services.

The Windows Server 2008 R2 SP1 or Windows Server 2012 R2 operating system is required.

This makes it possible, for example, to connect SIMATIC Thin Clients to the WinCC server as visualization stations.

For this purpose, the Windows terminal services must be installed on the PC on which the web client is installed.

The Windows Server 2008 R2 SP1 or Windows Server 2012 R2 operating system is required.

Up to 25 Thin Clients can be connected to one terminal server.

Applications:

- Mobile devices
- Handhelds
- Rugged on-site visualizations

##### Function

The WinCC basic system makes setting up and configuring a WebNavigator Server very easy. WinCC process screens to be visualized via the Internet are created as usual using the graphic editor.

To display WinCC process screens on the web client, the Microsoft Internet Explorer or browser is used independent of the supplied WinCC Web Viewer (WinCC Viewer RT).

The operator on the web client is integrated in the central WinCC user administration and can operate and monitor the system according to the configured access rights.

The WebNavigator supports all standard security mechanisms that can be used for applications on the Internet, e.g. routers, firewalls and proxy servers.

##### Ordering data

##### Article No.

###### SIMATIC WinCC WebNavigator as from Runtime Professional V14 and WinCC as from V7.4<sup>2)</sup>

Single license, license key on USB flash drive

- 1 client license (countable)
- 3 client licenses (countable)
- 10 client licenses (countable)
- 30 client licenses (countable)
- 100 client licenses (countable)

###### Download<sup>1)</sup>

Single license, license key download.

Email address mandatory

- 1 client license (countable)
- 3 client licenses (countable)
- 10 client licenses (countable)
- 30 client licenses (countable)
- 100 client licenses (countable)

6AV6362-1AB00-0BB0  
6AV6362-1AD00-0BB0  
6AV6362-1AF00-0BB0  
6AV6362-1AJ00-0BB0  
6AV6362-1AM00-0BB0

6AV6362-1AB00-0AH0  
6AV6362-1AD00-0AH0  
6AV6362-1AF00-0AH0  
6AV6362-1AJ00-0AH0  
6AV6362-1AM00-0AH0

###### SIMATIC WinCC WebNavigator Diagnostics Client

for WinCC V14 Runtime Professional and WinCC as from V7.4

- Standard scope of supply
- Download

6AV6362-1BA00-0BB0  
6AV6362-1BA00-0AH0

###### WinCC WebNavigator Load Balancing

For WinCC V7.4 only

- Load Balancing
- Load Balancing Step Up

6AV6362-1FA00-0BB0  
6AV6362-1GA00-0BB0

###### Download

RT-SW, single license, license key download.  
Email address mandatory

- Load Balancing
- Load Balancing Step Up

6AV6362-1FA00-0AH0  
6AV6362-1GA00-0AH0

<sup>1)</sup> Current information and availability regarding the new type of delivery can be found at: <http://www.siemens.com/customized-automation>

<sup>2)</sup> As from WinCC V14 the licenses are cumulative, i.e. one 10 client license and one 30 client license permit access by 40 clients.

A license is not required for the engineering system for configuring the runtime option.

Ordering data	Article No.	Article No.
<b>WinCC/Web Navigator V7.3 (WinCC 7.3)</b> <ul style="list-style-type: none"> <li>• 1 client license</li> <li>• 3 client licenses</li> <li>• 5 client licenses</li> <li>• 10 client licenses</li> <li>• 25 client licenses</li> <li>• 50 client licenses</li> <li>• 100 client licenses</li> <li>• 150 client licenses</li> </ul>	6AV6371-1DH07-3LX0 6AV6371-1DH07-3AX0 6AV6371-1DH07-3MX0 6AV6371-1DH07-3BX0 6AV6371-1DH07-3CX0 6AV6371-1DH07-3DX0 6AV6371-1DH07-3GX0 6AV6371-1DH07-3HX0	<b>WinCC/Web Navigator Diagnostics Client (for WinCC 7.3)</b> <ul style="list-style-type: none"> <li>• Standard scope of supply</li> <li>• Download</li> </ul>
<b>Download</b> RT-SW, single license, license key download. Email address mandatory		<b>WinCC/Web Navigator Diagnostics Server (for WinCC 7.3)</b> <ul style="list-style-type: none"> <li>• Standard scope of supply</li> <li>• Download</li> </ul>
<ul style="list-style-type: none"> <li>• 1 client license</li> <li>• 3 client licenses</li> <li>• 5 client licenses</li> <li>• 10 client licenses</li> <li>• 25 client licenses</li> <li>• 50 client licenses</li> <li>• 100 client licenses</li> <li>• 150 client licenses</li> </ul>	6AV6371-1HH07-3LX0 6AV6371-1HH07-3AX0 6AV6371-1HH07-3MX0 6AV6371-1HH07-3BX0 6AV6371-1HH07-3CX0 6AV6371-1HH07-3DX0 6AV6371-1HH07-3GX0 6AV6371-1HH07-3HX0	<b>WinCC/Web Navigator Upgrade (WinCC 7.3)</b> Is included in the corresponding WinCC upgrade from WinCC 6.2 and higher
<b>WinCC/Web Navigator Powerpacks (WinCC 7.3)</b> <ul style="list-style-type: none"> <li>• From 1 to 3 clients</li> <li>• From 3 to 5 clients</li> <li>• From 5 to 10 clients</li> <li>• From 10 to 25 clients</li> <li>• From 25 to 50 clients</li> <li>• From 50 to 100 clients</li> <li>• From 100 to 150 clients</li> </ul>	6AV6371-1DH07-3LA0 6AV6371-1DH07-3AM0 6AV6371-1DH07-3MB0 6AV6371-1DH07-3BC0 6AV6371-1DH07-3CD0 6AV9681-1DH07-3DG0 6AV9681-1DH07-3GH0	<b>WinCC/WebNavigator Load Balancing (WinCC 7.3)</b> <ul style="list-style-type: none"> <li>• Load Balancing</li> <li>• Load Balancing Step Up</li> </ul>
<b>Download</b> RT-SW, single license, license key download. Email address mandatory		<b>Download</b> RT-SW, single license, license key download. Email address mandatory
<ul style="list-style-type: none"> <li>• From 1 to 3 clients</li> <li>• From 3 to 5 clients</li> <li>• From 5 to 10 clients</li> <li>• From 10 to 25 clients</li> <li>• From 25 to 50 clients</li> <li>• From 50 to 100 clients</li> <li>• From 100 to 150 clients</li> </ul>	6AV6371-1JH07-3LA0 6AV6371-1JH07-3AM0 6AV6371-1JH07-3MB0 6AV6371-1JH07-3BC0 6AV6371-1JH07-3CD0 6AV9681-1JH07-3DG0 6AV9681-1JH07-3GH0	<ul style="list-style-type: none"> <li>• Load Balancing</li> <li>• Load Balancing Step Up</li> </ul>

You can find more information at:

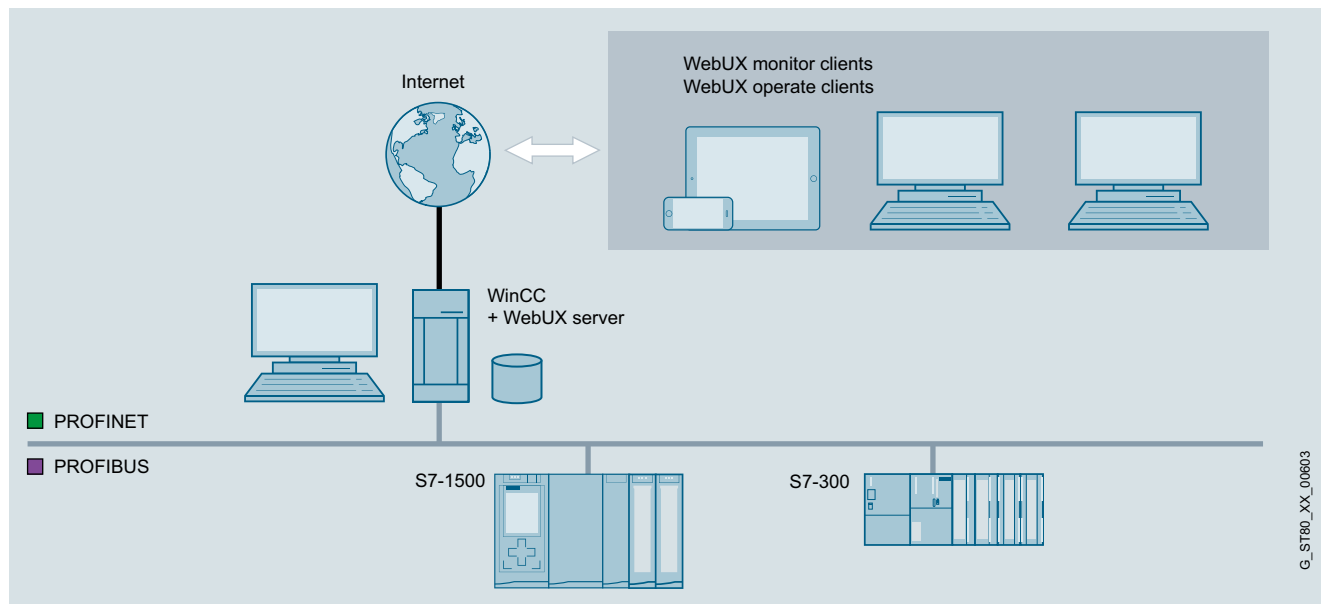
<http://www.siemens.com/wincc-webnavigator>

## HMI Software

### SIMATIC WinCC options

#### WinCC WebUX

#### Overview



#### WinCC WebUX

The WinCC WebUX option permits mobile, platform and browser-independent operator control and monitoring via the Internet or the in-house intranet or LAN.

WinCC WebUX is delivered with the WinCC system. Following installation, the WinCC Runtime system operates as WinCC WebUX server.

The images for the WinCC WebUX are created using the graphic editor. The WinCC picture is stored in the corresponding format in the project through the "web-capable" picture property. Using the service platform IIS (Internet Information Server), the files are made available for the Internet.

No installation on the client is required for using the WebUX. WinCC WebUX can be used independent of the industrial sector, for example in service for the acknowledgment of alarm messages, in quality assurance for monitoring important production data, or in management for obtaining a quick overview of key production figures.

The WebUX server itself does not require a basic license. Clients that are simultaneously logged into the server are licensed. Regarding licensing, it is differentiated between Monitor Clients (read only) and Operate Clients (reading and writing of values). WinCC WebUX can be used immediately due to a free Monitor Client that is included in the WinCC package.

#### Licenses

- A (server-based) license is required to use the WebUX server. This is a graduated license based on the number of simultaneous web access operations and can be incremented at any time.
- We distinguish between Monitor and Operate Clients for licensing purposes.
- Flexible number of clients thanks to additive (countable) licenses (floating client)
- The WinCC/WebUX and WinCC/WebNavigator licenses can be combined, if necessary.
- The WinCC server version and version of the mobile clients do not have to be the same
- One free Monitor Client in the WinCC system

You can find more information on the Software Update Service, license types, online software delivery and handling your SW licenses with the Automation License Manager here: <http://www.siemens.com/simatic-licenses>

**Benefits**WinCC Engineering

- Fast configuration using the graphic editor
- No expensive training in web technologies is required due to the use of WinCC standard tools
- Can be used without complex additional configuration on the client

Maintenance, servicing and IT

- No WinCC-specific installation on the clients required
- No WinCC-specific maintenance at the data terminal equipment required
- The WinCC WebUX server version and version of the mobile clients do not have to be the same
- Standard user authorizations on the client suffice

Line management and plant operator

- Mobile operator control and monitoring using commercially available mobile devices
- Uniform look and feel both on the mobile devices and on the WinCC station
- Secure communication via HTTPS and SSL certificates
- No entry costs, since a Monitoring client is included in the WinCC package
- Flexible licensing due to additive, Floating Client licenses
- Secured plant data as a basis for decision-making

Highlights

- Can be used on HTML5-capable and SVG-capable data terminal equipment without installation on the client

**Function**

Supported functions in WebUX of WinCC V7.4/V14:

- Language selection by setting the Web language in the User Administrator
- Support of following WinCC objects:
  - Most WinCC standard objects and WinCC pipe objects
  - WinCC Smart objects (picture window, I/O field, graphic object, status display, text list, multi-line text, combo box, list box)
  - WinCC Windows objects
- The following WinCC controls are supported:
  - WinCC AlarmControl
  - WinCC OnlineTrendControl
  - OnlineTrend Web Control
  - OnlineTable Web Control
  - Ruler Web Control
  - Slider Control
  - Digital/Analog Clock Control
  - Gauge Control
  - WebBrowser Control
- Dynamizations by means of VB script or via the dynamics dialog
- User administration via SIMATIC Logon
- System events for user logon and logoff

Note:

Browser-dependent display is occasionally possible. Minor differences in display and behavior are possible for the different browser versions.

Please also note the supported functionalities in the respective documentations.

**Ordering data****Article No.**SIMATIC WinCC WebUX as from Runtime Professional V14 and WinCC as from V7.3**Monitor Clients:**

- 1 client (countable)
- 3 clients (countable)
- 10 clients (countable)
- 30 clients (countable)
- 100 clients (countable)

**6AV6362-2AB00-0BB0**  
**6AV6362-2AD00-0BB0**  
**6AV6362-2AF00-0BB0**  
**6AV6362-2AJ00-0BB0**  
**6AV6362-2AM00-0BB0**

Download

- 1 client (countable)
- 3 clients (countable)
- 10 clients (countable)
- 30 clients (countable)
- 100 clients (countable)

**6AV6362-2AB00-0AH0**  
**6AV6362-2AD00-0AH0**  
**6AV6362-2AF00-0AH0**  
**6AV6362-2AJ00-0AH0**  
**6AV6362-2AM00-0AH0**

**Operate Clients**

- 1 client (countable)
- 3 clients (countable)
- 10 clients (countable)
- 30 clients (countable)
- 100 clients (countable)

**6AV6362-2BB00-0BB0**  
**6AV6362-2BD00-0BB0**  
**6AV6362-2BF00-0BB0**  
**6AV6362-2BJ00-0BB0**  
**6AV6362-2BM00-0BB0**

Download

- 1 client (countable)
- 3 clients (countable)
- 10 clients (countable)
- 30 clients (countable)
- 100 clients (countable)

**6AV6362-2BB00-0AH0**  
**6AV6362-2BD00-0AH0**  
**6AV6362-2BF00-0AH0**  
**6AV6362-2BJ00-0AH0**  
**6AV6362-2BM00-0AH0**

Note:

The licenses are cumulative, i.e. one 10-client license and one 30-client license permit access by 40 clients.

Operate licenses can be used as Monitor licenses as of V14/V7.4.

Licenses from V7.3 can continue to be used in V7.4 without upgrading.

**More information**

You can find more information at:

<http://www.siemens.com/wincc-webux>

## HMI Software

### SIMATIC WinCC options

#### WinCC/User Archives

##### Overview

###### WinCC/User Archives

- Option for SIMATIC WinCC for managing data sets in user archives that contain related data.
- WinCC and its automation partners (e.g. a SIMATIC S7 controller) write these data sets and exchange them if required.

The WinCC/User Archives option can also be used in the context of the WinCC/WebNavigator (see also WinCC/WebNavigator option).

###### Licenses

A license is only required for the server (or single-user system).

You can find more information on the Software Update Service, license types, online software delivery and handling your SW licenses with the Automation License Manager here: <http://www.siemens.com/simatic-licenses>

##### Benefits

- Storing and managing of any user data in data sets
- Flexible display using ActiveX controls
- Simple linking of data set fields to the process via direct tag linking
- Import/export functions for further processing with other tools (e.g. MS Excel)

##### Function

- Input of parameter sets (e.g. operating parameters of a machine) in WinCC, storage of the sets in the user archive, and forwarding to the automation level
- Continuous acquisition of production parameters by the automation system and forwarding of the parameters to WinCC at the end of the shift
- Acquisition of batch data
- Specification of production parameters
- Management of warehousing data

WinCC user archives are created and assigned data in a user-friendly way using a dedicated editor. Special ActiveX controls are used for displaying data from the user archives at runtime.

Data sets and fields from user archives are linked to the process via direct tag linking.

Import and export functions support read-in/out of data via external applications (e.g. MS Excel). Freely selectable filter criteria allow clear representation of data sets.

WinCC provides functions for free organization of the data storage in the user archives that affect archives, data sets and fields. Archives can thus be generated, opened, closed, or reset, and data sets or field contents can be read, written or overwritten.

Sequence archives can accommodate batch data, shift production data, or also product quality data, and meet legal obligations for verification thanks to gap-free recording.

##### Ordering data

##### Article No.

###### SIMATIC WinCC/User Archives

- Option for SIMATIC WinCC V7.4, Runtime software, single license
- Option for SIMATIC WinCC V7.3, Runtime software, single license

**6AV6371-1CB07-4AX0**

**6AV6371-1CB07-3AX0**

###### Download

- Option for SIMATIC WinCC V7.4, Runtime software, single license
- Option for SIMATIC WinCC V7.3, Runtime software, single license

**6AV6371-1HB07-4AX0**

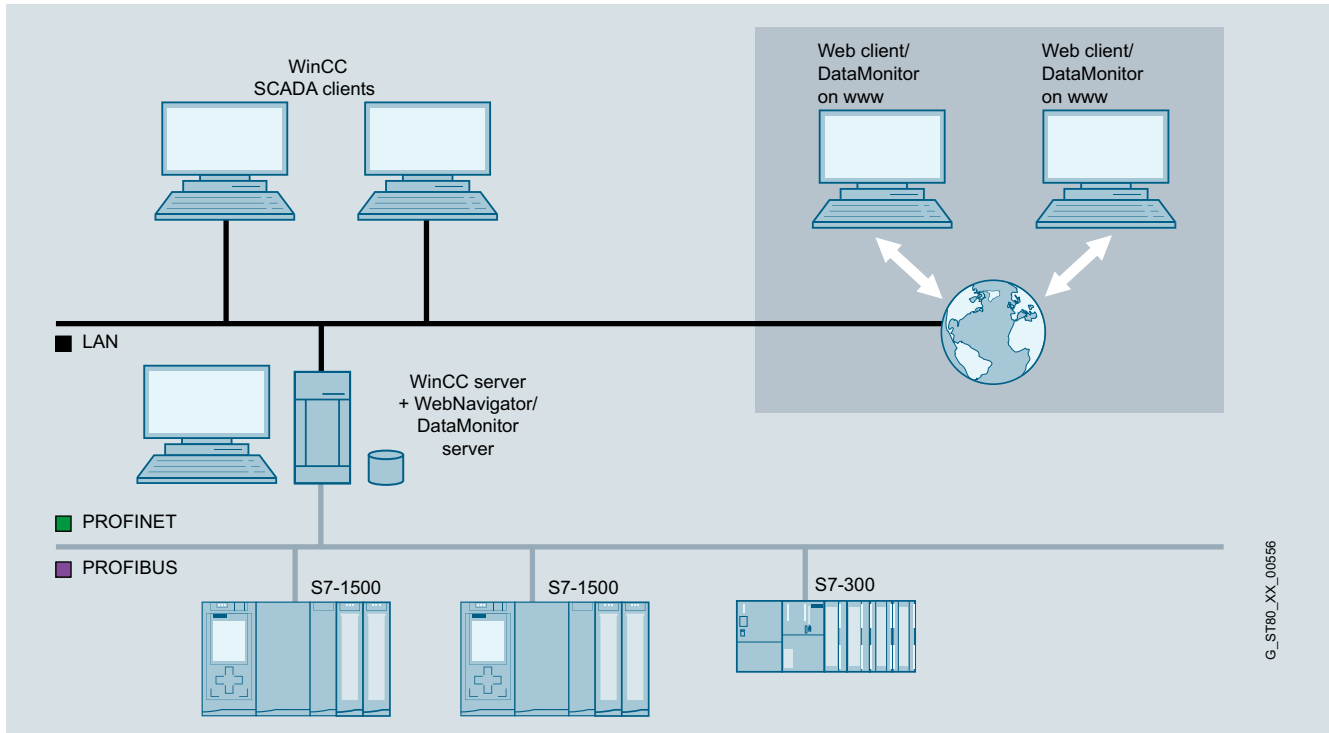
**6AV6371-1HB07-3AX0**

##### More information

You can find more information at:

<http://www.siemens.com/wincc-user-archives>

## Overview



WinCC DataMonitor

- The WinCC DataMonitor is used for displaying and evaluating current process states and historical data on office PCs using standard tools such as Microsoft Internet Explorer or Microsoft Excel. The DataMonitor Client is supported by a web server with current and historical process data and alarms. All staff ranging from machine operators to corporate managers can use the DataMonitor to obtain information. In combination with WinCC V7 and with the aid of the multiclient architecture, access can be made to several lower-level WinCC stations.
- DataMonitor is a suite of Internet-capable tools:
  - **Process Screens**  
Tool exclusively for monitoring and navigating via WinCC or WinCC Runtime Professional screens using the WinCC Web Viewer (WinCCViewer RT) in the "view only" mode
  - **Excel Workbooks**  
Logging tool that integrates WinCC or WinCC Runtime Professional Archive and online values into Microsoft Excel and supports online analysis
  - **Published Reports**  
Event- or time-driven execution of Excel or PDF reports for the output of process data and analysis results.
  - **WebCenter**  
Individual configuration of Internet pages and compilation of information within a portal.
- DataMonitor does not require manual client installation because it loads the required components from the DataMonitor server
- There is no installation required on the client for the WebCenter, Trends and Alarms functions.

Licenses

- A (server-based) license is required for the WinCC DataMonitor. This is a graduated license based on the number of simultaneous web client access operations and can be incremented at any time using additive web client licenses (countable licenses).
- The DataMonitor client software can be installed as many times as required without the need for a license.

You can find more information on the Software Update Service, license types, online software delivery and handling your SW licenses with the Automation License Manager here: <http://www.siemens.com/simatic-licenses>

**Benefits**

- Information can be compiled online individually during runtime via the Internet/Intranet.
- Efficiently monitor and analyze production lines.
- Easily collect and distribute information.
- Substantiate decisions with reports.
- View production status anywhere and anytime.



## HMI Software

### SIMATIC WinCC options

#### WinCC DataMonitor

##### Benefits (continued)

###### Highlights:

- With the WebCenter function, archive tags can be accessed without changing the configuration system.
- Dedicated Internet pages can be created for displaying data with the WebCenter. For this purpose, for example, a bar chart, a pie chart or a trend graph is available.
- The analyses can be made with relative or absolute time specification. This enables comparisons of identical time periods on different days.
- Reports can be made available on the DataMonitor server or emailed automatically based on time intervals or triggered by events.
- Support of Microsoft Internet Explorer version, including "tabbed browsing".

##### Function

- All tools are fully Internet-compatible and, therefore, support access via any type of connection (LAN, GSM, radio, modem, Internet, etc.).
- All popular security mechanisms such as login/password, firewalls, encryption, etc. are supported.
- Users can combine the available tools at will. Licensing only takes into account simultaneous access to one web server.
- For display purposes, screens from the WinCC project can be used or special overview displays configured. Animations, scripts, navigation and access rights remain valid.
- The WinCC DataMonitor has purely a display function
- Company-wide Excel reports, which contain historical and current process values, can be stored centrally for general access (reports, statistics). However, local queries to meet individual requirements can also be compiled and executed online. Plot and tabular representation are supported for archive data already swapped out.
- Enhanced user management for the WebCenter in order to assign individual Internet pages and created reports to specific user groups.
- A search function simplifies the management of connections to the WinCC server

##### Ordering data

##### Article No.

###### SIMATIC WinCC DataMonitor as from Runtime Professional V14 and WinCC as from V7.4<sup>2)</sup>

Standard scope of supply

- 1 client license (countable)
- 3 client licenses (countable)
- 10 client licenses (countable)
- 30 client licenses (countable)

6AV6362-3AB00-0BB0  
6AV6362-3AD00-0BB0  
6AV6362-3AF00-0BB0  
6AV6362-3AJ00-0BB0

Download<sup>1)</sup>

- 1 client license (countable)
- 3 client licenses (countable)
- 10 client licenses (countable)
- 30 client licenses (countable)

6AV6362-3AB00-0AH0  
6AV6362-3AD00-0AH0  
6AV6362-3AF00-0AH0  
6AV6362-3AJ00-0AH0

###### WinCC DataMonitor V7.3 for WinCC V7.3 and WinCC V7.3 ASIA

- 1 client license
- 3 client licenses
- 10 client licenses
- 25 client licenses
- 50 client licenses

6AV6371-1DN07-3LX0  
6AV6371-1DN07-3AX0  
6AV6371-1DN07-3BX0  
6AV6371-1DN07-3CX0  
6AV6371-1DN07-3DX0

Download<sup>1)</sup>

- 1 client license
- 3 client licenses
- 10 client licenses
- 25 client licenses
- 50 client licenses

6AV6371-1HN07-3LX0  
6AV6371-1HN07-3AX0  
6AV6371-1HN07-3BX0  
6AV6371-1HN07-3CX0  
6AV6371-1HN07-3DX0

###### WinCC DataMonitor Powerpacks V7.3

- From 1 to 3 clients
- From 3 to 10 clients
- From 10 to 25 clients
- From 25 to 50 clients

6AV6371-1DN07-3LA0  
6AV6371-1DN07-3AB0  
6AV6371-1DN07-3BC0  
6AV6371-1DN07-3CD0

Download<sup>1)</sup>

- From 1 to 3 clients
- From 3 to 10 clients
- From 10 to 25 clients
- From 25 to 50 clients

6AV6371-1JN07-3LA0  
6AV6371-1JN07-3AB0  
6AV6371-1JN07-3BC0  
6AV6371-1JN07-3CD0

- <sup>1)</sup> Current information and availability regarding the new delivery package can be found at: <http://www.siemens.com/tia-online-software-delivery>
- <sup>2)</sup> As from WinCC V14 the licenses are cumulative, i.e. one 10 client license and one 30 client license permit access by 40 clients.

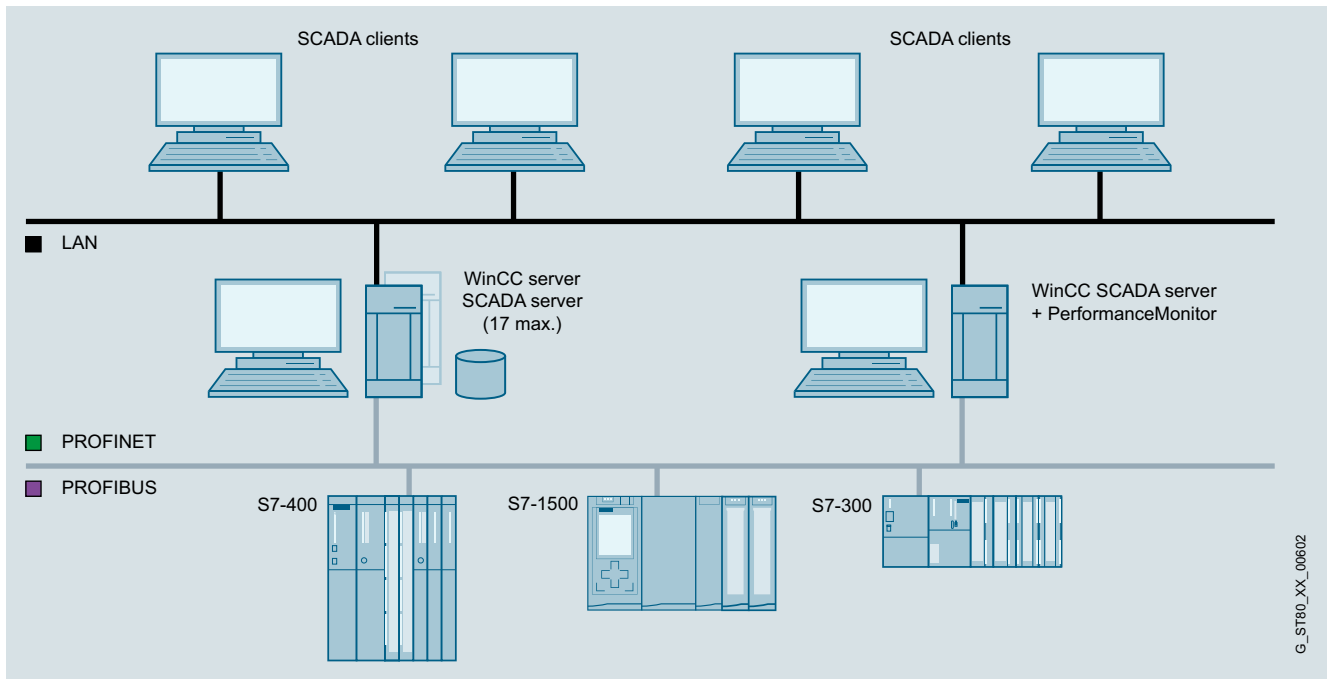
A license is not required for the engineering system for configuring the runtime option.

##### More information

You can find more information at:

<http://www.siemens.com/wincc-datamonitor>

## Overview



WinCC/PerformanceMonitor

### WinCC/PerformanceMonitor – Analysis and optimization of production on the basis of individual performance indicators

The WinCC/PerformanceMonitor facilitates flexible calculation and powerful analysis of plant-specific key performance indicators (KPIs). The indicators provide the basis for deriving optimization potential, thus enabling productivity enhancement.

They relate to individual machine groups, plant sections or production lines. The elements to be monitored are designated as equipment. Indicators are calculated based on operands which are derived from already configured WinCC tags. By combining them with associated values, more accurate production correlations can be highlighted, such as quality/supplier dependencies.

The calculation formulas used are quick and simple to create in WinCC.

Analysis of the indicators and their operands can be carried out in the WinCC system at any time. Indicators, along with their associated values if required, can be clearly displayed in bar graphs, allowing easy comparison. In addition, the input values of each performance indicator can be shown via an integrated analysis function (drill-down). The Gantt chart illustrates the chronological sequence of the operands. The table display lists the archived values, allowing subsequent correction if required. Performance indicators calculated online, either cyclically or triggered by a tag, can be written to WinCC tags for further processing in WinCC, and display in WinCC images, for example.

The PerformanceMonitor can be combined with the Web Navigator for distribution on the Internet, and with the Information Server for reporting purposes. Integration into WinCC ensures fast configuration and complete transparency across all machine and plant data as a basis for optimizing plant productivity.

- The WinCC/PerformanceMonitor can be installed on a WinCC stand-alone system, WinCC server or WinCC client project (WinCC RT Client license), and consists of an engineering client as well as a runtime user interface.
- The WinCC/PerformanceMonitor provides ActiveX control elements for embedding in WinCC images.
  - PerformanceControl: Bar graphs for displaying performance indicators in relation to context values, showing the operands for cause analysis in each case.
  - Gantt chart: Chronological sequence of time-based operands
  - TableControl: Tabular listing of operands with post correction option.
- With the help of the integrated configuration environment, operands are calculated (based on tags) which can be used to calculate key statistics at the set evaluation time.
- For analysis via intranet or Internet, the controls of the WinCC/PerformanceMonitor are available when using the WinCC/WebNavigator.
- The SIMATIC Information Server can be used for generating plant-specific, Web-based reports (predefined and expandable).

#### Licensing

- The basic package comprises a configuration environment, runtime controls (bars, Gantt, tables) and a license for archiving 30 values.
- The logged values (operands, context) form the basis of the analysis. If more values are to be archived, the number of (additive) archive values can be increased in steps of 30, 100, 300 or 1 000 (countable tags).

You can find more information on the Software Update Service, license types, online software delivery and handling your SW licenses with the Automation License Manager here: <http://www.siemens.com/simatic-licenses>

## HMI Software

### SIMATIC WinCC options

#### WinCC/PerformanceMonitor

##### Benefits

###### **Management and quality assurance**

Complete transparency throughout the machine park as the basis for optimizing plant productivity.

- Recording of downtimes, localizing causes and reasons for failure times, and monitoring of equipment efficiency.
- Decision making based on performance indicators.
- Global availability of information server reports means they can be used by different user groups.
- Recognition of production correlations by combining associated values with indicators such as material used.

###### Servicing and maintenance

Support through cyclic and process-event triggered calculation of characteristics:

- Standardization of new plants by defining controller-based status information for key figure calculation
- Individual, targeted analysis using plant-specific performance indicators.
- Weak-point analysis in production processes and recording of undesirable process activities.
- Cause analysis by examining "drill down to operands" calculation basis.
- Identification of the events that lead to cost-intensive failures.

###### Line management and plant operator

The operator is always kept up-to-date by graphical display of the characteristics.

- Later modification of archived input values.
- Continuous information at the operator interface thanks to integration in the WinCC user interface.
- Alarm messaging of limit violations and trend recording through cyclic calculation of characteristics.
- Integration into the WinCC system means it is not necessary to train operating personnel
- Quick detection of weaknesses in the process using cyclic calculation of characteristics.

###### WinCC Engineering

- Quick configuration of WinCC operator displays with WinCC and web-based reports from the Information Server.
- Minimal networking overhead by using the WinCC infrastructure in the local network as well as for the Internet.
- Short familiarization times and simple configuration using familiar tools for user interfaces and reports (WinCC, SIMATIC Information Server)
- Minimal configuration overhead due to the type-instance concept
- Minimal administrative overhead by using the WinCC infrastructure in the local network as well as for the Internet.

##### Highlights

Creation of performance indicators by the WinCC engineer with subsequent utilization by all user groups in the manufacturing company on WinCC stations or Internet clients.

##### Application

All user groups benefit from the PerformanceMonitor, from the application engineer to management-level evaluators. The engineer can use the application environment integrated in WinCC to derive individual formulas for calculating performance indicators.

Management uses Web-based reporting without the need for installation on standard computers. For maintenance, the web client of the WebNavigator can be used for analysis with the bar (for performance), progression (Gantt) and table controls. Performance indicators can be displayed on local user interfaces using standard WinCC resources to keep machine operators up to date. The service engineer can analyze the plant from his/her workstation using the WinCC Client, the Webclient of the WinCC/WebNavigator, for example. At the management level, it is possible to access Web-based reports without the need for installation on standard computers.

##### Function

- Structuring of the production plant in equipment units constituting central elements for evaluation
- Use of structured tags in order to facilitate implementation of machine status models
- WinCC tags are compressed to an operand using formulas
- Calculated operands are stored in the archive
- Archived operands are used as input values for calculating performance indicators
- Bar graphs for analyzing performance indicators and root cause determination (drill down)  
Indicator input values (operands) can be displayed if required.
- Tabular presentation of all operands (input values)
- Progression diagrams (Gantt charts) of time-based operands
- Cyclic or event-triggered calculation results are written to WinCC tags
- WinCC Runtime, alarm logging and trend logging can utilize cyclically-calculated values
- Database information and evaluations can be displayed at every WinCC station
- Information server reports can be displayed on independent PC workstations

Ordering data	Article No.		Article No.
<p><b>WinCC/PerformanceMonitor</b></p> <p><b>WinCC/PerformanceMonitor Basic Package</b></p> <p>Including 30 PerformanceMonitor archive tags</p> <ul style="list-style-type: none"> <li>WinCC/PerformanceMonitor V7.4 SP1 for WinCC V7.4 SP1</li> <li>WinCC/PerformanceMonitor V7.3 for WinCC V7.3</li> </ul> <p><u>Download</u></p> <ul style="list-style-type: none"> <li>WinCC/PerformanceMonitor V7.4 SP1 for WinCC V7.4 SP1</li> <li>WinCC/PerformanceMonitor V7.3 for WinCC V7.3</li> </ul>	<p><b>6AV6372-2DG07-4AA0</b></p> <p><b>6AV6372-2DG07-3AA0</b></p> <p><b>6AV6372-2HG07-4AA0</b></p> <p><b>6AV6372-2HG07-3AA0</b></p>	<p><b>Option for WinCC/PerformanceMonitor V7.3 and V7.4 SP1 Basic package</b></p> <ul style="list-style-type: none"> <li>30 additive PerformanceMonitor Archive Tags</li> <li>100 additive PerformanceMonitor Archive Tags</li> <li>300 additive PerformanceMonitor Archive Tags</li> <li>1 000 additive PerformanceMonitor Archive Tags</li> </ul> <p><u>Download</u></p> <ul style="list-style-type: none"> <li>30 additive PerformanceMonitor Archive Tags</li> <li>100 additive PerformanceMonitor Archive Tags</li> <li>300 additive PerformanceMonitor Archive Tags</li> <li>1 000 additive PerformanceMonitor Archive Tags</li> </ul> <p><b>WinCC/PerformanceMonitor Upgrade</b></p> <p><b>V7.x to V7.4</b></p> <ul style="list-style-type: none"> <li>Standard software</li> <li>Download</li> </ul>	<p><b>6AV6372-2CG20-0BA0</b></p> <p><b>6AV6372-2CG20-0CA0</b></p> <p><b>6AV6372-2CG20-0DA0</b></p> <p><b>6AV6372-2CG20-0EA0</b></p> <p><b>6AV6372-2JG20-0BA0</b></p> <p><b>6AV6372-2JG20-0CA0</b></p> <p><b>6AV6372-2JG20-0DA0</b></p> <p><b>6AV6372-2JG20-0EA0</b></p> <p><b>6AV6372-2DG07-4AX3</b></p> <p><b>6AV6372-2KG07-4AX3</b></p>

You can find more information at:

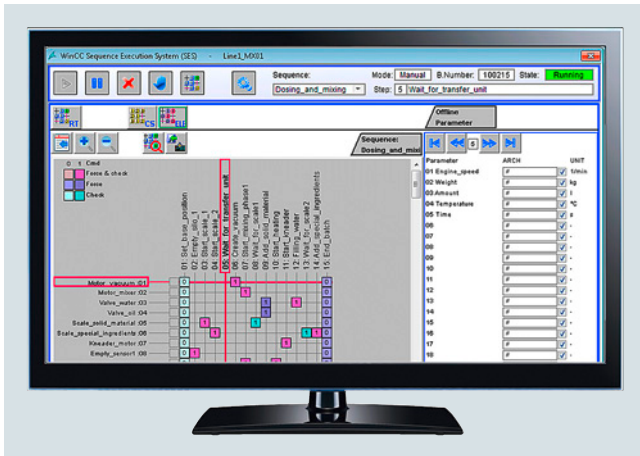
<http://www.siemens.com/wincc-performancemonitor>

## HMI Software

### SIMATIC WinCC options

#### WinCC/SES (Sequence Execution System)

##### Overview



##### Benefits

- Combination of automatic step sequence with manual fine adjustment of the production sequences (e.g. if behavior of natural raw materials fluctuates)
- Due to the pre-assembled SES visualization control and the SES function blocks, a high degree of engineering efficiency is achieved, because the plant engineer or configurator saves both engineering and testing and commissioning time as a result.
- SES allows flexible paths through the production and is thus an enabler for even utilization of the individual production plants
- Increased quality due to efficient operations management
- SES fulfils the real-time requirement because the steps run in the PLC
- High availability due to the execution of the step sequencer in the PLC.
- Low training costs due to uniform procedures for all step sequencers
- Minimal engineering outlay due to standardization

##### Application

WinCC/SES is used in production facilities in which dosing, mixing and material transport play an important role. In such facilities, raw materials stored in tanks, silos or containers must be combined in the right process sequence with reaction containers and processing machines. This is done over several processing steps until the end product.

In WinCC/SES, the plant operator defines the production steps of his production units, specifies the production parameters such as the setpoints, and defines the corresponding production sequences in the form of step sequencers, which may comprise numerous single steps.

The SES operator control provides live visualization of the steps, including intuitive operation. After the start of production, all of the steps and production parameters such as the setpoints and actual values, as well as the current status of the production sequence are displayed in the form of an overview in the SES operator control.

During operation, the operator can thus quickly and easily readjust production sequences by manually intervening in the automatic step sequence online and, if necessary, by jumping to another step or changing the step sequence. This is required, for example, if the quality of natural raw materials fluctuates or if a different order of individual production steps is generally needed for flexible paths through production.

High system availability and fast response times are characteristic of WinCC/SES, because all of the step sequencers do not run on the PC. Instead, they are executed directly on the PLCs. As a result, the user gets a real-time behavior, on the one hand, due to the processing on the PLCs and, on the other hand, this also increases the protection against failures, because a batch continues to be produced without changes if the PC/SCADA fails.

##### WinCC/SES

The WinCC/SES (Sequence Execution System) is designed for the sequential control of recipe and sequence-based processes in production. WinCC/SES is especially suitable for production plants in which dosing, mixing and material transport are important process actions.

Sequence controls can be structured with a high degree of flexibility, with the production steps being defined in a clear configuration interface and freely combined to form individual process sequences. In addition both the step sequences and the parameters can be modified online during production runs.

WinCC/SES helps the user to fine tune their production processes by allowing them to easily combine automatic sequences with manual interventions. This means that operators can react quickly and intervene in the running process, for example when quality of the raw materials fluctuates or if a different sequence among the production steps becomes necessary to facilitate more versatile production paths.

WinCC/SES also offers a high level of system availability and rapid response times since the program sequence takes place directly on the automation controller instead of on the PC.

##### Licenses

In addition to the basic SIMATIC WinCC V7.4 software, WinCC/SES V7.4 also requires STEP 7 version 5.5 SP4 to be installed.

The basic pack allows the sequential control of two plant sections. Extension Units can be used to increase the number of plant sections by 5 in each case (countable licenses).

You can find more information on the Software Update Service, license types, online software delivery and handling your SW licenses with the Automation License Manager here: <http://www.siemens.com/simatic-licenses>

**Ordering data****Article No.****SIMATIC WinCC/SES Sequence Execution System**

Software option package for the sequential control of recipe and sequence-based processes in production, functional enhancement for SIMATIC WinCC; electronic documentation in English, German

**V7.4 <sup>1) 2)</sup>**

- Basic package (incl. 2 units)  
For configuration of the Sequence Execution System
- Extension 5 units  
For increasing the number of units <sup>2)</sup>

**6AV6372-2DJ07-4AA0****6AV6372-2BJ07-4BA0****Download**

- Basic package (incl. 2 units)
- Extension 5 units

**6AV6372-2HJ07-4AA0****6AV6372-2JJ07-4BA0****Upgrades**

- Basic Package Upgrade 7.4 <sup>1)</sup>
- Extension 5 units Upgrade 7.4 <sup>1)</sup>

**6AV6372-2DJ17-4AA0****6AV6372-2BJ17-4BA0****Download**

- Basic Package Upgrade 7.4 <sup>1)</sup>
- Extension 5 units Upgrade 7.4 <sup>1)</sup>

**6AV6372-2HJ17-4AA0****6AV6372-2JJ17-4BA0**

<sup>1)</sup> Also compatible with WinCC V7.4 SP1

<sup>2)</sup> Additionally requires STEP7 V5.5. Based on SIMATIC S7-300 from S7-315 or higher, redundancy and WebNavigator are not supported.

**More information**

You can find more information at:

<http://www.siemens.com/wincc-ses>

## HMI Software

### SIMATIC WinCC options

#### WinCC/Audit & WinCC/ChangeControl

##### Overview

###### **WinCC/Audit & WinCC/ChangeControl**

- **WinCC/ChangeControl** is used to **trace engineering changes** in a tamper-proof long-term audit trail database, called the audit trail for short. All engineering changes are automatically recorded in the audit trail. This provides a traceable record of every change that has been made, as well as enabling the causes to be deduced and the system downtimes to be minimized.  
To begin tracing at a defined project status, a project version definition is provided that contains all data and files of a WinCC project version. The project version definition naturally provides the ability to reactivate earlier project versions. Document management is also provided, which manages and archives intermediate status for system graphics, reports or user files and stores change information of the user. The audit viewer with helpful filter functions enables the audit trail to be quickly and easily evaluated, exported or even printed out.
- **WinCC/Audit** includes the full functionality of **WinCC/ChangeControl** and is also used for **tracing all operations**. All operations are automatically recorded in the audit trail at RT.
- The WinCC/Audit or WinCC/ChangeControl options and SIMATIC Logon support users in the validation of their plants and meet the requirements according to FDA CFR 21 Part 11.

###### Licenses

WinCC Audit complete licenses include the runtime and configuration licenses (RC).  
Licensing applies to one engineering station (configuration) and one operating station (runtime) for which an audit trail is to be generated.  
An RC license also always includes a runtime (RT) license. Only one RT license is required for each additional operating station with audit trail.

##### Benefits

- Quick and easy traceability configuration
- Gap-free and automated recording of engineering changes and operator actions in an audit trail
- Reduction in plant downtimes thanks to fast analysis of the gap-free recorded audit trail information
- Logging of defined WinCC project status with all database information and files of the application
- Gap-free documentation of the project version definition procedures with version number, user and comments
- Complete tracing support by WinCC single and multi-station systems, single and multi-project solutions, Client/Server architecture
- Extensive reduction in engineering outlay in order to meet the requirements of FDA 21 CFR Part11 & EU 178/2002
- Compliance with the requirements of the Food and Drug Administration (FDA) for the food, beverages and tobacco industries

##### Design

WinCC/ChangeControl and WinCC/Audit consist of five components:

- The audit editor for configuration the audit trail content
- The project version definition for logging WinCC projects
- Document management for automatic archiving and versioning of WinCC plant mimics, scripts, reports, and project-specific documents, and the recording of the associated change information
- The audit viewer for visualizing, exporting and printing WinCC and WinCC flexible audit trails. The viewer is available as an executable program under Windows, as well as OCX with WinCC Runtime.
- The audit trail, which tracks all changes in respect of both engineering and plant operation in a separate SQL database. The audit trail can be set up as a central audit trail for a number of projects or even just for a single project.

WinCC/ChangeControl and WinCC/Audit support both single-user and multi-user systems, client/server architectures and even the WinCC redundancy system. No redundant audit trail is created however.



**Function****WinCC/ChangeControl**

WinCC/ChangeControl is a functional subset of WinCC/Audit. WinCC/ChangeControl is for tracing engineering changes in the engineering phase or in online operation. All change data is recorded in an audit trail.

There are two types of engineering changes:

- those that change the WinCC database or are executed through the WinCC Explorer, such as e.g. changes to tag management or creating a user group,

and those

- limited to changing files, the so-called document administration.

The document management manages system images, scripts and log layouts and customer-specific documents and stores respective intermediate versions as backups. All of these documents or files are subject to a change process, i.e. documents can be booked out for processing, booked in for finalization and intermediate versions can be retrieved from backup storage with a rollback function.

The project version definition as a component of WinCC/ChangeControl archives WinCC projects and creates reproducible project statuses or defined start-time points for starting tracing. An audit trail is also provided with information on who has created which project version or which version has been reproduced or deleted.

Configuring the audit trail, the project version definition and the document management is simple, quick and comfortable.

The audit trail data is visualized from WinCC, as well as from WinCC flexible via the audit viewer, an executable program under Windows. The data can also be evaluated with the audit viewer OCX in Runtime by WinCC however. Users select the desired view of the audit trail information via filters or selection criteria and can export the data to an Excel file or print it on a printer. Audit trail information is tamper-proof and can thus not be modified or deleted. An export function can be used to swap out the audit trail to an XML file or to archive it.

**WinCC/Audit**

WinCC/Audit has all of the functionality of WinCC/ChangeControl and is also used for tracing user operations in RT operation. Tracing can be used for determining who, when and what conditions the machine has undergone. In addition to recording operator activities, the audit trail also records the starting and modifying of recipes or user logs. At specific objects or events, the user can also record activities of an individual nature such as e.g., pressing a function button, moving sliders and other actions with a so-called audit entry function in the audit trail. A WinCC/ChangeControl RC license or a WinCC/Audit RC license is required for configuring the audit trail. One RT license is required for each station (client/server) to be monitored. One RC license always includes one RT license.

**Ordering data****Article No.****WinCC/ChangeControl****For the configuration of the audit trail incl. RT**

- WinCC V7.4 SP1
- WinCC V7.3

**6AV6371-1DV27-4AX0**  
**6AV6371-1DV27-3AX0**

**Download**

- WinCC V7.4 SP1
- WinCC V7.3

**6AV6371-1HV27-4AX0**  
**6AV6371-1HV27-3AX0**

**WinCC/Audit****WinCC/Audit RC**

For the configuration of the audit trail incl. RT

- WinCC V7.4 SP1
- WinCC V7.3

**6AV6371-1DV17-4AX0**  
**6AV6371-1DV17-3AX0**

**Download**

- WinCC V7.4 SP1
- WinCC V7.3

**6AV6371-1HV17-4AX0**  
**6AV6371-1HV17-3AX0**

**WinCC/Audit RT**

Creation of audit trails in RT

- WinCC V7.4 SP1
- WinCC V7.3

**6AV6371-1DV07-4AX0**  
**6AV6371-1DV07-3AX0**

**Download**

- WinCC V7.4 SP1
- WinCC V7.3

**6AV6371-1HV07-4AX0**  
**6AV6371-1HV07-3AX0**

**Upgrades****V7.x to V7.4 SP1**

- for WinCC/Audit RT
- for WinCC/Audit RC or WinCC/ChangeControl

**6AV6371-1DV07-4BX3**  
**6AV6371-1DV17-4BX3**

**Download**

- WinCC/Audit RT
- for WinCC/Audit RC or WinCC/ChangeControl

**6AV6371-1KV07-4BX3**  
**6AV6371-1KV17-4BX3**

**V7.x to V7.3**

- for WinCC/Audit RT
- for WinCC/Audit RC or WinCC/ChangeControl

**6AV6371-1DV07-3BX3**  
**6AV6371-1DV17-3BX3**

**Download**

- WinCC/Audit RT
- For WinCC/Audit RC or WinCC/ChangeControl

**6AV6371-1KV07-3BX3**  
**6AV6371-1KV17-3BX3**

WinCC/Audit is not released for virtualization and redundancy (Audit V7.3 only).

**More information**

More information is available at:

<http://www.siemens.de/wincc-audit>

Information on the declarations of conformity for SIMATIC WinCC can be found at:

[www.siemens.com/gmp](http://www.siemens.com/gmp)



## HMI Software

### SIMATIC WinCC options

#### WinCC/Calendar Scheduler

##### Overview

###### WinCC/Calendar Scheduler

- Option for SIMATIC WinCC for managing events in a calendar.
- Setting WinCC variables or starting global scripts at defined times.

###### Licenses

- WinCC/Calendar Scheduler comprises engineering and runtime software, with licensing either on the WinCC server or single-user system
- A common "Upgrade for WinCC Calendar options" software package is used to upgrade to a new version.

##### Benefits

- Simple operation, configuration and planning of events thanks to handling in the style of Microsoft Office Calendar
- Simple configuration of the actions by parameterization (execution of WinCC scripts or writing of WinCC tags at certain times)
- Configuration of recurring events taking account of configurable public holidays, vacation periods, and maintenance periods
- Secure operation of the plant taking account of different authentication levels
- Clear representation of events at runtime by means of Calendar Runtime Control
- Flexible use in all typical WinCC plant configurations, client/server, redundant systems, WebNavigator

##### Function

With the WinCC Calendar Scheduler, events and their associated actions can be configured in a user-friendly and clear way in an editor in WinCC Explorer.

The events are represented in a calendar. The period represented can be freely selected. Recurring events can be defined as serial events with any desired exceptions.

The events are displayed in a .Net control. The Calendar Scheduler is easy and intuitive to operate and supports drag & drop during configuration and runtime.

##### Ordering data

##### Article No.

###### WinCC/Calendar Scheduler

- WinCC V7.4 <sup>1)</sup>
- WinCC V7.3

**6AV6372-1DC07-4AX0**  
**6AV6372-1DC07-3AX0**

###### Download

- WinCC V7.4 <sup>1)</sup>
- WinCC V7.3

**6AV6372-1HC07-4AX0**  
**6AV6372-1HC07-3AX0**

###### Upgrade

- V7.x -> V7.4 <sup>1)</sup>
- V7.0/7.2->V7.3

**6AV6372-1DC07-4AX3**  
**6AV6372-1DC07-3AX3**

###### Download

- V7.x->V7.4 <sup>1)</sup>
- V7.0/7.2->V7.3

**6AV6372-1KC07-4AX3**  
**6AV6372-1KC07-3AX3**

<sup>1)</sup> Also compatible with WinCC V7.4 SP1, except Windows Server 2016.

##### More information

You can find more information at:

<http://www.siemens.com/wincc-calendar-options>

**Overview****WinCC/Event Notifier**

- Option for SIMATIC WinCC for notifying selected persons by email in specified time slots
- Notification depends on events occurring in the WinCC Alarm System
- Escalation levels, i.e. Group 2 is only notified when nobody "on site" or from Group 1 has reacted within a specified time
- Final notification of all persons previously notified in connection with the specific event about the reaction that has taken place

**Licenses**

- WinCC/Event Notifier comprises engineering and runtime software, with licensing either on the WinCC server or single-user system
- A common "Upgrade for WinCC Event Notifier options" software package is used to upgrade to a new version

**Benefits**

- Simple operation, configuration and planning of notifications thanks to handling like the Microsoft Office Calendar
- Easy configuration of the notifications including support of the WinCC Runtime languages by connecting to the WinCC alarm system
- Configuration of recurring events taking account of configurable public holidays, vacation periods, and maintenance periods
- Secure operation of the plant taking account of different authentication levels
- Clear display and intuitive operation at runtime by means of Calendar Control
- Flexible use in all typical WinCC plant configurations, single station, client/server, redundant systems, WebNavigator

**Function**

The WinCC Event Notifier enables the following to be configured in a clear and user-friendly manner via the Calendar Options Editor in the WinCC Explorer:

- The email service for sending and receiving messages
- The messages by selecting configured messages in the WinCC Alarm System as well the setup and contents of the message by selecting the message blocks
- Contacts by selecting predefined persons from the WinCC user administration.

In a calendar it is then possible to select the persons to be notified within the opened time slot from the existing contacts. If several persons or groups of persons are set up for the same time slot, escalation levels can be implemented by assigning different escalation times (= dead time before notification). The period represented by the calendar can be freely selected. Recurring events can be defined as serial events with any desired exceptions.

The calendar can also be integrated as .Net Control in WinCC screens; the appearance of the calendar controls at runtime is configurable. Via the calendar control, you can create time slots during runtime with contacts who should be notified upon occurrence of the configured events in the WinCC Alarm System. In addition, the calendar control allows the creation of new contacts by means of selection from the WinCC user management.

The Event Notifier is easy and intuitive to operate and supports drag & drop during configuration and runtime.

**Ordering data****Article No.****WinCC/Event Notifier**

- for WinCC V7.4 <sup>1)</sup>
- for WinCC V7.3 SE

**6AV6372-1DD07-4AX0**  
**6AV6372-1DD07-3AX0**

**Download**

- for WinCC V7.4 <sup>1)</sup>
- for WinCC V7.3 SE

**6AV6372-1HD07-4AX0**  
**6AV6372-1HD07-3AX0**

<sup>1)</sup> Also compatible with WinCC V7.4 SP1, except Windows Server 2016.

**More information**

You can find more information at:

<http://www.siemens.com/wincc-calendar-options>

## HMI Software

### SIMATIC WinCC options

#### WinCC/Open Development Kit (ODK)

##### Overview

###### **WinCC/ODK (Open Development Kit)**

- WinCC option for utilization of the exposed programming interfaces that can be used to access data and functions of the WinCC configuration and WinCC runtime system
- The interfaces are designed as "C-Application Programming Interface" (C-API)
- As of WinCC version 7.2, the Open Development Kit includes the previous WinCC/IndustrialX option

###### Licenses

The scope of supply of WinCC/ODK includes many examples and comprehensive documentation.

You can find more information on the Software Update Service, license types, online software delivery and handling your SW licenses with the Automation License Manager here: <http://www.siemens.com/simatic-licenses>

##### Benefits

- Individual system expansions via an open standard programming language
- Access to data and functions of the WinCC configuration and runtime system
- Development of your own applications and add-ons for the WinCC basic system

##### Function

The API functions are configuration and runtime functions, and include:

- MSRTCreateMsg: Creates a message
- DMGetValue: Gets the value of a variable
- PDLRTSetProp: Sets the object properties in a display

They can be used in the following places:

- within WinCC, for example in global scripts or as part of C actions in the Graphics Designer,
- in Windows applications in the programming language C (the current version of Microsoft Visual C++ is necessary as a development environment for WinCC).

##### Ordering data

##### Article No.

**SIMATIC WinCC/ODK**  
Open Development Kit,  
Option for SIMATIC WinCC

- V7.4 <sup>1)</sup>
- V7.3 SE

Download

- V7.4 <sup>1)</sup>
- V7.3 SE

**6AV6371-1CC07-4AX0**  
**6AV6371-1CC07-3AX0**

**6AV6371-1GC07-4AX0**  
**6AV6371-1GC07-3AX0**

<sup>1)</sup> Also compatible with WinCC V7.4 SP1

##### More information

You can find more information at:

<http://www.siemens.com/wincc-odk>

**Overview****WinCC/Connectivity Pack & WinCC Connectivity Station**

Cross-vendor communication in the automation sector has always been of primary importance for WinCC. This is even more true for the release of preprocessed production data for higher-level information systems (e.g. MES = Management Execution System, ERP = Enterprise Resource Planning or Office packages = MS Excel, MS Access, etc.). WinCC features integrated OPC Data Access and OPC XML DA servers for access to all on-line values in the system and makes open interfaces available for access to historical WinCC data.

- The Connectivity Pack includes OPC XML DA 1.00, OPC HDA 1.20 (Historical Data Access), OPC A&E 1.10 (Alarm & Events) as well as a WinCC OLE-DB interface, which also gives remote computers without installed WinCC access to WinCC archive and alarm data.
- The function of the OPC servers (XML DA, HDA and A&E) and the OPC UA servers (DA, HDA, AC) is assured by the WinCC/Connectivity Pack. In order to access data in the database via WinCC OLE-DB/OLE-DB, you will also need a license for the WinCC/Connectivity Pack.

**Licensing**

- A Connectivity Pack license is required for each WinCC system to be accessed.
- When using the Connectivity Station it is not necessary to install additional Connectivity Pack licenses on the WinCC systems being accessed.
- The "WinCC Connectivity Station" license is required in order to utilize the OPC interfaces of the Connectivity Station on a computer without the WinCC software.
- For sole use of the OPC interfaces of a WinCC installation, only the Connectivity Pack license is required.

The following table shows the rules:

	<b>New: WinCC-independent installation at Connectivity Station</b>	<b>Conventional installation: OPC with WinCC</b>
<b>OPC DA</b>	"WinCC Connectivity Station" license	No license required
<b>OPC HDA</b>	"WinCC Connectivity Station" license	"WinCC Connectivity Pack" license
<b>OPC A&amp;E</b>	"WinCC Connectivity Station" license	"WinCC Connectivity Pack" license
<b>OPC UA DA</b>		"WinCC OPC UA HDA / AC Connectivity Pack" license

The Connectivity Station is planned over NCM PC Manager or SIMATIC Manager. In versions 7.0 and higher, the Connectivity Station does not run as a service.

You can find more information on the Software Update Service, license types, online software delivery and handling your SW licenses with the Automation License Manager here:  
<http://www.siemens.com/simatic-licenses>

**Benefits**

- Access to variables, historical WinCC data, alarm data and user archives from any computer
- Options for analyzing and evaluating process data with specialist tools or user-defined applications (e.g., via VisualBasic)

**Function**

As an OPC HDA server, WinCC makes historical data from the WinCC archive system available to other applications. An OPC HDA client (e.g. a reporting tool) can define the time interval for the required data by entering a start and end time. OPC HDA servers also support the generation of a variety of aggregate functions on the server itself (e.g. standard deviation, variance, mean values, integral values, etc.), thereby helping to relieve the load on the network, as only preprocessed data are transmitted.

OPC A&E servers are used to forward WinCC messages (along with all associated process values) to any client at production or enterprise control level. Filter mechanisms and subscriptions ensure that only selected modified data are transmitted. Acknowledgement is of course also supported.

The WinCC OPC XML DA server makes cross-platform communication between Windows and non-Windows systems possible, even via the Internet. This enables read and write WinCC online values (external and internal WinCC variables) to be exchanged with non-Siemens systems.

WinCC OLE-DB makes standardized and user-friendly access to WinCC archive data possible (MS SQL Server). In exactly the same way as access via the OPC HDA and OPC A&E interfaces, access via the WinCC OLE DB provider makes all WinCC archive data available along with the associated process values and message/user texts. The WinCC OLE-DB provider also supports analysis functions such as minimum, maximum, message hit list, etc.

The WinCC Connectivity Station was designed as a stand-alone gateway to WinCC server data. It supports access to WinCC server data over the OPC channels described as well as those for process values (not alarms) over OLE DB. Access to WinCC data is transparent, i.e. independent of which server of a redundant pair is active or whether data have already been transferred to the central archive server.

**HMI Software**

## SIMATIC WinCC options

**WinCC/Connectivity Pack & WinCC Connectivity Station****Function** (continued)**Connectivity Station**

If no visualization is required at a station, any Windows computer with access to WinCC via OPC and OLE-DB can be configured via the Connectivity Station. This permits access to WinCC stations with server packages from a central computer without WinCC installation. The WinCC stations can be accessed via the following interfaces:

- OPC interfaces of the Connectivity Station
- OLE DB interface of the Connectivity Pack

The two access variants are autonomous access options with different ranges of functions.

OPC interfaces of the Connectivity Station

The Connectivity Station provides interfaces via which you can access the following using an OPC-Client.

- OPC-DA-Server: tags, e.g. process values
- OPC-HDA-Server: archived process values
- OPC-A&E-Server: alarms

**Ordering data****Article No.**WinCC/Connectivity Pack & WinCC/Connectivity Station**V7.4 SP1****Basic packages**

- WinCC/Connectivity Pack V7.4 SP1 <sup>1)</sup>
- WinCC/Connectivity Station V7.4 SP1 <sup>1)</sup>

Download

- WinCC/Connectivity Pack V7.4 SP1
- WinCC/Connectivity Station V7.4 SP1

**V7.3****Basic packages**

- WinCC/Connectivity Pack V7.3 <sup>1)</sup>
- WinCC/Connectivity Station V7.3 <sup>1)</sup>

Download

- WinCC/Connectivity Pack V7.3
- WinCC/Connectivity Station V7.3

<sup>1)</sup> Upgrades to V7.x are included in the WinCC V7.x basic software upgrades.

**More information**

You can find more information at:

<http://www.siemens.com/wincc-connectivity-pack>

**Overview****SIMATIC TeleControl**

SIMATIC TeleControl for WinCC supports connection to outlying stations (Remote Terminal Units = RTUs) via telecontrol protocols.

- SIMATIC TeleControl V7.4 has been released for use with WinCC V7.4.
- For compatibility with WinCC 7.4 SP1, use TeleControl V7.4 update 1
- SIMATIC TeleControl V7.4 supports the combination with WinCC as a Windows service

**Licenses**

- SIMATIC TeleControl for WinCC consists of an engineering and a runtime component
- The engineering software is supplied with a floating license. The floating license allows installation of the software on any number of computers. This means one user per license can use the software independently of the computer used or a specific workstation.
- The runtime software is supplied as a single license for one server and allows a specific number of stations to be connected depending on the license.

You can find more information on the Software Update Service, license types, online software delivery and handling your SW licenses with the Automation License Manager here:

<http://www.siemens.com/simatic-licenses>

**Benefits**

SIMATIC TeleControl for WinCC V7.4 can not only integrate newly configured RTUs, but it can also integrate units which already exist in outlying areas by means of DNP3 or IEC 870-5-101/104 drivers. For communication with the outstations, SIMATIC TeleControl for WinCC V7.4 uses the SINAUT ST7 and DNP3 protocols (both via serial and TCP/IP communication connections) as well as IEC 870-5-101 (serial) and IEC 870-5-104 (Ethernet TCP/IP).

The serial RTU link is possible via the following components, which can be connected directly via WinCC (single station or server):

- SINAUT TIM communication modules (SINAUT ST7 telecontrol protocol)
- TCP/IP serial converter (telecontrol protocols DNP3, IEC 870-5-101)

Equipment from MOXA or Lantronix, for example, can be used as TCP/IP serial converters.

By means of Ethernet TCP/IP, the RTUs can be connected directly or via TCP/IP WAN routers to the SIMATIC WinCC system bus (SINAUT ST7, DNP3, IEC 870-5-104 telecontrol protocols). When using the SINAUT ST7 telecontrol protocol, the SINAUT TIM communication module can be used in addition to the TCP/IP WAN router or as an alternative.

**Application**

Telecontrol communication over the wide area network is largely determined by the communication infrastructure which already exists. Various transmission media such as dedicated line, analog or digital telephone networks, wireless networks (GSM or private), DSL or GPRS can also be combined with each other.

**SINAUT ST7 telecontrol protocol**

Detailed information for implementing telecontrol applications with the SINAUT ST7 telecontrol protocol via the Industry Mall.

**IEC 60870-5-101/104 telecontrol protocols**

More detailed information for implementing telecontrol applications with the IEC 60870-5-101/104 telecontrol protocols via the Industry Mall.

**DNP3 telecontrol protocol**

SIMATIC TeleControl for WinCC V7.4 also supports the DNP3 telecontrol protocol. Widely distributed outstations (RTUs) can be controlled and monitored with the DNP3 telecontrol protocol via serial or Ethernet TCP/IP communication links by means of the telecontrol center in SIMATIC WinCC.

The control center integrated with SIMATIC TeleControl into the SCADA system is the master during telecontrol communication. The slaves are represented by the remote stations. SIMATIC S7-1200, SIMATIC S7-1500, SIMATIC Distributed Controller ET 200SP, SIMATIC S7-300/S7-300F and S7-400/S7-400F/S7-400H/S7-400FH controllers as well as RTU3000C and third-party RTUs can be used as remote stations.

Further hardware and software components round off the range of products:

- TIM communication modules
- TCP/IP converters – serial and MD modem modules
- Mobile radio components (GSM/GPRS)
- TCP/IP routers and switches
- SCALANCE S security modules
- Dedicated line accessories
- Cables
- Engineering package for configuration of DNP3 data objects, stations, networks and connections as well as for diagnostics

In order to implement telecontrol networks, basic topologies including point-to-point, multi-point, star and ring can be configured using classic or TCP/IP-based media. These can be combined flexibly depending on the existing infrastructure.

Classic WAN media:

- Dedicated line via modem, e.g. SINAUT MD2
- Private radio networks
- Analog telephone network
- Digital ISDN network
- GSM, UMTS, LTE mobile network

TCP/IP-based WAN media:

- Ethernet networks, e.g. SCALANCE X with fiber-optic cables
- Industrial Wireless LAN with SCALANCE W
- Public networks and the Internet using DSL and/or GPRS

## HMI Software

### SIMATIC WinCC options

#### SIMATIC TeleControl

##### Function

###### Special characteristics of DNP3 communication

- Change-driven data transmission
  - Change-driven transmission of process data between RTU and control center
  - Signaling of RTU, control center or connection failure
  - Automatic data updating for all communication partners involved following troubleshooting and following the startup of the RTU or control center
- Chronological processing of process data
  - Time tagging of all data frames at the place of origin allows process data to be archived by the process control system in the correct chronological order
  - The time of the DNP3 stations in the WAN can be synchronized via SIMATIC WinCC (including summertime/wintertime switchover)
- Local data storage
  - The TIM communication module can temporarily store (for several hours or even days) message frames should the connection or the communication partner fail
  - Intermediate storage of message frames of lower priority in the case of priority-controlled data transmission (with dial-up networks or quantity-dependent data transmission costs)

###### Operating modes

The DNP3 telecontrol protocol supports the following operating modes:

- Polling
- Polling with time slot procedure
- Multi-master polling with time slot procedure
- Spontaneous mode in dial-up networks
- Spontaneous mode in the TCP/IP-based WAN

##### Integration

Integration of SIMATIC WinCC/TeleControl for WinCC V7.4 into the WinCC SCADA system offers particular advantages for the sectors water/wastewater, as well as oil and gas, especially in the case of the following types of plant:

- Freshwater treatment and distribution
- Wastewater treatment plants
- Oil and gas pipelines and water pipes
- Oil and gas drilling fields and the associated treatment plants

In these types of plant, remote outstations such as pumping stations, valve stations or automated stations for wellheads must be integrated.

Through the support of communication protocols for RTUs such as SINAUT ST7, SIMATIC WinCC/TeleControl for WinCC V7.4 supports the following advanced communication concepts:

- Reduction in the transferred data volume by means of event-controlled communication mechanisms for alarm and measured value information.
- Time-synchronization of RTUs and correct time stamping of all data in the RTU.
- Tolerance of lower bandwidth, high latency or lack of reliability of communication lines
- Prevention of data loss due to communications failure through data backup in the RTU
- Support of communication media with serial interface (dedicated lines, dial-up connections over analog telephone lines and ISDN lines), various radio devices (standard, spread spectrum modulation), microwave and GSM
- Support for TCP/IP-based WANs (Wide Area Networks) such as DSL, GPRS or Ethernet radio networks
- Support for redundant communication connections
- Expanded communication diagnostics functions for RTU communication links
- Remote programming of RTUs
- Support for different communication topologies – Point-to-point, multidrop (multistation mode) and hierarchic network structures
- High quality server redundancy scheme without data loss in the case of server failure

Through the support of communication protocols for RTUs such as IEC 60870-5 and DNP3, SIMATIC WinCC/TeleControl for WinCC V7.4 supports the following advanced communication concepts:

- Reduction in the transferred data volume by means of event-controlled communication mechanisms for alarm and measured value information.
- Time synchronization of RTUs and correct time stamping of all data in the RTU.
- Tolerance of lower bandwidth, high latency or lack of reliability of communication lines
- Prevention of data loss due to communications failure through data backup in the RTU (not all non-Siemens RTUs support this)
- Support of communication media with serial interface (dedicated lines, dial-up connections over analog telephone lines and ISDN lines), various radio devices (standard, spread spectrum modulation), microwave and GSM
- Support for TCP/IP-based WANs (Wide Area Networks) such as DSL, GPRS or Ethernet radio networks
- Support for redundant communication connections
- Expanded communication diagnostics functions for RTU communication links
- Remote programming of RTUs
- Support for different communication topologies – Point-to-point, multidrop (multistation mode) and hierarchic network structures
- High quality server redundancy scheme without data loss in the case of server failure



**Integration** (continued)**Outstations/remote terminal units**

SIMATIC WinCC/TeleControl for WinCC V7.4 supports the following preferred outstations for local distributed automation:

- Controller integrated into ET 200S (IEC 870-5-101/104 telecontrol protocols); for cost-sensitive applications, up to approx. 30 I/O signals or approx. 200 data points
- Controller integrated into RTU3030C (DNP3, IEC 60870-5-104 telecontrol protocols); for very compact and energy-saving applications up to approx. 16 I/O signals or approx. 150 data points
- S7-1200/S7-1200F controller (DNP3, IEC 60870-5-104 telecontrol protocols); up to 150 I/O signals or approx. 2 000 data points
- S7-1500 controller (IEC 60870-5-101/104 telecontrol protocols); up to 250 I/O signals or approx. 4 000 data points
- S7-300/S7-300F controller (SINAUT ST7, DNP3, IEC 60870-5-101/104 telecontrol protocols); for extremely flexible configuration, up to 100 I/O signals or approx. 2 000 data points
- S7-400/S7-400F controller (SINAUT ST7, DNP3, IEC 60870-5-101/104 telecontrol protocols); up to 500 I/O signals or approx. 5 000 data points
- Redundant S7-400H/S7-400FH controller (DNP3 and IEC 60870-5-101/104 telecontrol protocols); up to 500 I/O signals or approx. 5 000 data points
- Third-party station with the IEC 60870-5-101/104 and DNP3 telecontrol protocols (depending on type of station)
- ET 200SP / ET 200SP F Distributed Controllers (telecontrol protocols DNP3, IEC 60870-5-104); extremely flexible configuration options; number of I/O signals / data points depend of the CPU type

The following table provides an overview of the current options for connecting to these outstations:

Spectrum of outstations and integration versions						
Telecontrol protocol	SINAUT ST 7		DNP3		IEC 60870-5-101	IEC 60870-5-104
Type of communication	Serial	Ethernet TCP/IP	Serial	Ethernet TCP/IP	Serial	Ethernet TCP/IP
Interface	TIM 4R-IE	TCP/IP WAN router or/and TIM 4R-IE	TCP/IP serial converter	TCP/IP WAN router	TCP/IP serial converter	TCP/IP WAN router
RTU/interface	ET 200S with integr. CPU (corresponds to S7-314)	-	-	-	IM 151-7 CPU or IM 151-8 PN/DP CPU as well as 1 SI module + SIPLUS RIC Library	IM 151-8 PN/DP CPU + SIPLUS RIC Library
	S7-1200/S7-1200F	-	CP 1243-8 IRC	-	CP 1243-1	CP 1243-1
	ET 200SP with integr. CPU CPU1510SP(F)-1PN CPU1512SP(F)-1PN	-	CP 1542SP-1 IRC	-	CP 1542SP-1 IRC	CP 1542SP-1 IRC
	S7-1500	TIM 1531 IRC	TIM 1531 IRC	-	-	CM PtP + SIPLUS RIC Library
	RTU3000C	-	UMTS integrated modem or external WAN router	-	UMTS integrated modem or external WAN router	UMTS integrated modem or external WAN router
	S7-300/S7-300F	TIM 3V-IE	TIM 3V-IE	TIM 3V-IE DNP3	TIM 3V-IE DNP3	CP 341 + SIPLUS RIC Library
	S7-400/S7-400F	TIM 4R-IE	TIM 4R-IE	TIM 4R-IE DNP3	TIM 4R-IE DNP3	CP 441 + SIPLUS RIC Library
	S7-400H/S7-400FH	-	-	TIM 4R-IE DNP3	TIM 4R-IE DNP3	ET 200M + 2 x CP 341 + SIPLUS RIC Library
	Third-party station	-	-	Depends on type of station	Depends on type of station	Depends on type of station
Dial-up lines	•	-	•	-	-	-
Dedicated line and radio networks	•	•	•	•	•	•
Master/slave	•	•	•	•	•	•
Peer-to-peer	•	•	-	-	•	•
Mesh networks	•	•	•	•	•	•
Time tagging in RTU	•	•	•	•	•	•
RTU time synchronization	•	•	•	•	•	•
Data buffering in RTU	•	•	•	•	•	•
Routing with SIMATIC PDM	•	•	-	-	-	•
International standard	-	-	•	•	•	•



## HMI Software

### SIMATIC WinCC options

#### SIMATIC TeleControl

##### Ordering data

##### SIMATIC TeleControl for WinCC

##### SIMATIC TeleControl 7.4 for WinCC Basic Engineering

Software package with SIMATIC Telecontrol for WinCC 7.4 engineering software, floating license for 1 user; runs with Windows 7 Ultimate and Enterprise 32/64 bit, Windows 10 LTSB 2015 (64 bit), Windows Server 2008 R2 Standard 64 bit or Windows Server 2012 R2 Standard 64 bit, electronic documentation on CD/DVD, bilingual (German, English)  
**Type of delivery:**  
 License key memory stick, certificate of license including terms and conditions, SIMATIC WinCC Data Medium Package V7.4 and CD "WinCC TeleControl Option V7.4"

##### Article No.

6DL5000-7AA47-0XA5

##### SIMATIC TeleControl V7.4 for WinCC Server Runtime

Software package with SIMATIC Telecontrol for WinCC 7.4 engineering software, single license for 1 user; runs with Windows 7 Ultimate and Enterprise 32/64 bit, Windows 10 LTSB 2015 (64 bit), Windows Server 2008 R2 Standard 64 bit or Windows Server 2012 R2 Standard 64 bit, electronic documentation on CD/DVD, two languages (German, English)  
**Type of delivery:**  
 License key memory stick, certificate of license including terms and conditions, SIMATIC WinCC Data Medium Package V7.4 and CD "WinCC TeleControl Option V7.4"

- 6 stations
- 12 stations
- 256 stations
- unlimited

6DL5002-7AA47-0XA0  
 6DL5002-7AB47-0XA0  
 6DL5002-7AE47-0XA0  
 6DL5002-7AF47-0XA0

##### Article No.

##### Upgrades

##### SIMATIC TeleControl for WinCC, upgrade V7.0 to V7.4

Upgrade package; single license for 1 installation, E-SW and documentation on DVD; license key on USB flash drive, Class A; two languages (German, English). Executable under Windows 7 Ult/Server 2008 R2/Server 2012 R2

6DL5002-7AA47-0XE0

##### Driver software for telecontrol protocols

##### TeleControl SINAUT driver

Runtime license for a WinCC stand-alone system or WinCC Server, single license for 1 installation.  
**Requirement:**  
 SIMATIC TeleControl 7.4 software for WinCC Server Runtime (6, 12, 256 stations)  
**Type of delivery:**  
 License key memory stick, certificate of license including terms and conditions

6DL5101-8AX00-0XB0

##### TeleControl DNP3 driver

Runtime license for a WinCC stand-alone system or WinCC Server, single license for 1 installation.  
**Requirement:**  
 SIMATIC TeleControl 7.4 software for WinCC Server Runtime (6, 12, 256 stations)  
**Type of delivery:**  
 License key memory stick, certificate of license including terms and conditions

6DL5101-8EX00-0XB0

##### TeleControl IEC 870-5-101/-104 Driver

Runtime license for one WinCC Single Station or one WinCC server, single license for 1 installation  
**Requirement:**  
 SIMATIC TeleControl 7.4 software for WinCC Server Runtime (6, 12, 256 stations)  
**Type of delivery:**  
 License key memory stick, certificate of license including terms and conditions

6DL5101-8CX00-0XB0

##### More information

For an overview of the complete performance range on the Internet, visit:

##### Service & Support:

Germany:

<https://support.industry.siemens.com/cs/?lc=de-DE>

International:

<https://support.industry.siemens.com/cs/?lc=en-DE>

Technical Support (Hotline):

Germany:

<https://support.industry.siemens.com/My/ww/de/requests>

International:

<https://support.industry.siemens.com/My/ww/en/requests>

More information on telecontrol (RTUs):

Germany:

<http://www.siemens.com/telecontrol>

International:

<http://www.siemens.com/telecontrol>

## Overview

- Process error diagnosis software for quick and precise diagnosis of faults/errors in plants and machines for SIMATIC S7 and SIMATIC HMI
- Standardized diagnostics concept for various SIMATIC components: optimum interaction of STEP 7 engineering tools and SIMATIC HMI
- Standardized user interface

### Licensing

Runtime software, one license is required for each piece of target hardware.

You can find more information on the Software Update Service, license types, online software delivery and handling your SW licenses with the Automation License Manager here: <http://www.siemens.com/simatic-licenses>

## Benefits

- Integral component of Totally Integrated Automation (TIA): increases productivity, minimizes the engineering outlay, reduces the lifecycle costs
- ProAgent:
  - Provides optimum support for plant and machine personnel in respect of troubleshooting and fault rectification
  - Increases plant availability
  - Reduces downtimes
- No further configuration overhead for diagnostics functionality
- Frees up PLC capacity with regard to memory and program execution time
- No special operator know-how is required thanks to clearly comprehensible indication of the cause of error

## Application

Increased productivity is being achieved more and more by cutting costs. In this context, the focus is increasingly on maintenance. The emphasis here is on rectifying faults as quickly and efficiently as possible. Ideally, the operating personnel should also perform part of the maintenance tasks. The operating personnel are on-site, they are familiar with the procedures and can intervene quickly. This saves time and reduces costs. It is precisely here that ProAgent can assist operating personnel in identifying faults quickly, in particular in the automotive and machine tool industries.

In the event of a process fault, process fault diagnosis with SIMATIC ProAgent will provide information about the location and cause of that fault and support personnel with troubleshooting.

The ProAgent solution has been optimized specifically for use with SIMATIC S7-300/S7-400 and SIMATIC WinAC. It can be used in combination with the S7-PDIAG, S7-GRAPH and S7-HiGraph<sup>1)</sup> STEP 7 engineering tools. The ProAgent option package features standard displays that are updated with process-specific data during runtime.

<sup>1)</sup> Process diagnostics with S7-HiGraph in combination with TP/OP/MP 270/277, MP 370/377, and C7636 and PC RT systems.

## HMI Software

### SIMATIC ProAgent process diagnostics software

#### SIMATIC ProAgent

#### Function

- Context-sensitive diagnostics initiation due to process error message
- Output of operands with symbols and comment
- Switching is possible between LAD, STL and signal list
- Supporting fault rectification with direct process access when using the motion display
- Output of the faulty operands directly in the message including address, symbol and comment<sup>1)</sup>
- Consistency test in RT:  
Inconsistent diagnostic units are marked with icons. This permits quick locating of faults regarding configured data in the commissioning phase.
- Direct, unit-related entry point in the diagnostic display from user displays by using ProAgent functions
- Unit or message-related entry to STEP 7 (LAD/STL/FBD editor, S7-GRAPH, HW CONFIG (upon system error messages)), supported fully automatically<sup>2)</sup>
- Unit or message-related entry to STEP 7), supported fully automatically<sup>3)</sup>
- Graphic display of step sequences (overview display)<sup>4)</sup>

<sup>1)</sup> In combination with TP/OP/MP 270/277, MP 370/377, C7 636, WinCC/ProAgent as of V6.0, and WinCC flexible/ProAgent

<sup>2)</sup> WinCC/ProAgent as of V5.5 and as of WinCC flexible 2007/ProAgent on PC RT

<sup>3)</sup> Only WinCC/ProAgent as of V5.5

<sup>4)</sup> As of WinCC flexible 2007/ProAgent, WinCC/ProAgent as of V5.6 in combination with S7-GRAPH as of V5.1 (OCX is delivered as of S7-GRAPH 5.1)

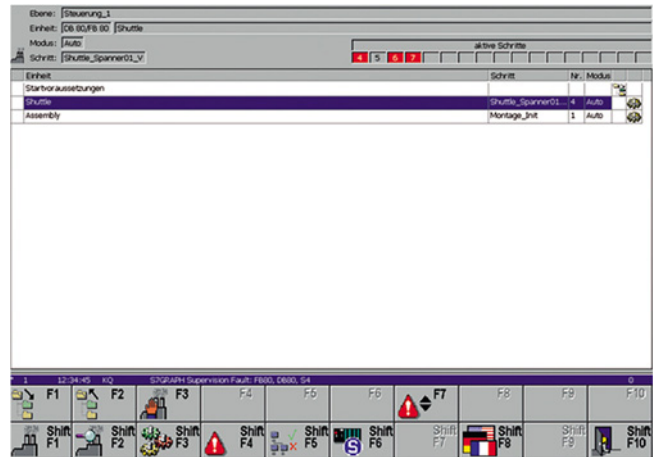
#### Standardized user interface with standard displays

- Message display
- Unit overview
- Diagnostics detail display
- Motion display
- Sequencer operating display

The displayed image contents are related to the previously selected units or messages. This means that the proper context-sensitive diagnostics display can be called up based on a message or a selected technological unit.

#### Message display

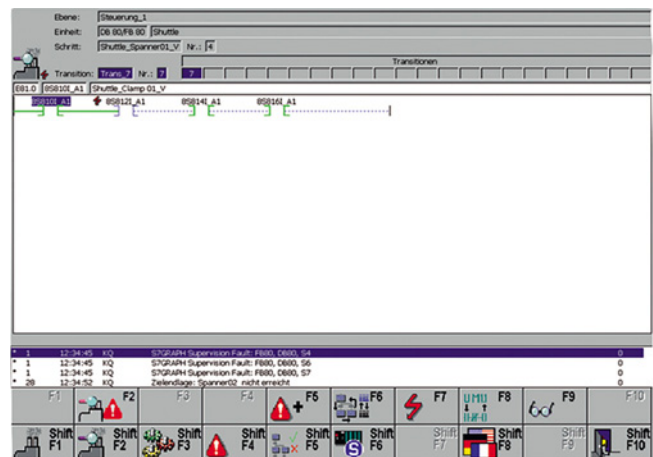
All of the existing process messages are shown in the message display. Context-sensitive branching to other diagnostic displays is also possible with a selected message. The operating personnel can also take the message directly from the erroneous operands and react immediately without having to perform any other operations on the HMI device. WinCC flexible permits this function on the Windows CE-based devices TP/OP/MP 270/277, MP 370/377, and on PC Runtime systems. The function is available as of version 6.0 for WinCC/ProAgent.



#### Unit overview

The unit overview displays all technological units and the respective sub-units (system/machine components) in table form. In this display, the user is able to recognize, for example, which operating mode or which status the respective unit is in. The operating mode can be changed by the user if required.

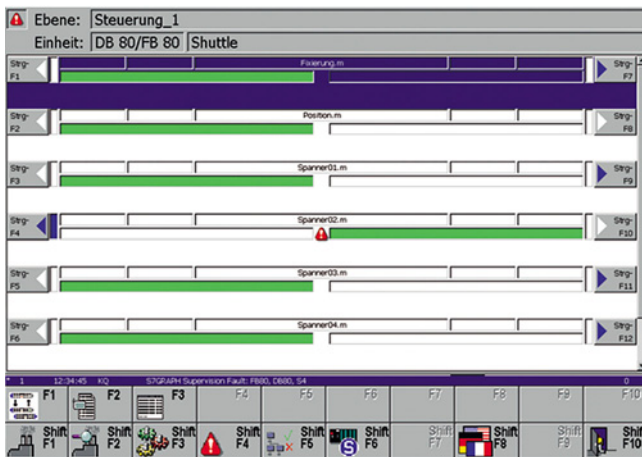
Faulty units are marked with attributes.



#### Diagnostics detail display

The diagnostics detail display shows the faulty operands at the time of origination of a process error. As an option, current status information can also be displayed. The diagnostics results are either displayed in a ladder diagram (LAD), statement list (STL), or in a clearly arranged signal list overview. The output of the operands depends on the display format with symbols and comments from the S7 symbol table. Only the operands that cause the fault are displayed and marked with a highlighted attribute. Switching to a display that calls up the current status of all operands in the controller is also possible.

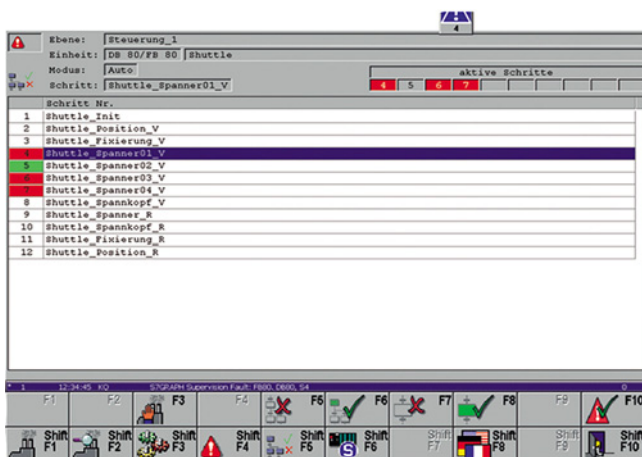
### Function (continued)



### Motion display

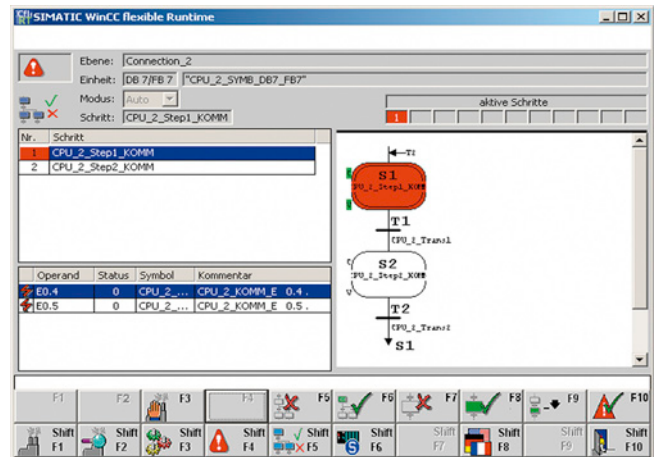
The motion display is used for supported fault rectification. Every motion line contains a comment line that describes the motion (e.g. x-axis), two actions for implementing the motion, response concerning the actuation of a motion and information on the respectively achieved end positions (max. 16).

The motion itself is controlled with softkeys on the side of SIMATIC Panels and Multi Panels. For time-critical motions, the actuation can be done directly through inputs of the controller (depending on the capabilities of the target hardware: 24 V direct keys, DP direct keys via PROFIBUS).



### Sequencer operating display

The sequencer operating display supports sequencer control. This makes functions such as initializing and acknowledging sequencers, activating/deactivating individual steps and operating mode settings possible analog to the status/control in S7-GRAPH. The steps are output to a list with step number/name. Attributes for identifying an active/faulty step give the operating personnel an overview of the current status of the step sequence.



### Sequencer diagnostic display

WinCC flexible/ProAgent and WinCC/ProAgent<sup>1)</sup> also offer capabilities for graphic monitoring and sequencer diagnostics. This gives the user the ability to monitor active/faulty steps as well as the fault cause, e.g. faulty transition conditions, simultaneously on the HMI device.

<sup>1)</sup> WinCC/ProAgent as of V5.6 in combination with S7-GRAPH as of V5.1 (OCX is delivered as of S7-GRAPH 5.1)

**HMI Software**

## SIMATIC ProAgent process diagnostics software

**SIMATIC ProAgent****Technical specifications**

	<b>WinCC/ProAgent</b>	<b>WinCC flexible /ProAgent</b>
<b>Interfaces</b>		
<ul style="list-style-type: none"> <li>• Can be used in conjunction with programmable controllers:</li> <li>• Types of connection</li> </ul>	SIMATIC S7: S7-300/S7-400; WinAC SIMATIC S7 Protocol Suite: MPI, PROFIBUS DP, Industrial Ethernet, TCP/IP	SIMATIC S7: S7-300/S7-400; WinAC SIMATIC S7 Protocol Suite: MPI, PROFIBUS DP, PROFINET IO, Industrial Ethernet, TCP/IP
<b>Display units</b>		
Standard images for:		Standard displays for easy embedding in user displays, example project for MP 377
Number of languages for online language selection	3 (de/en/fr)	5 (de/en/fr/it/es)
<b>Functionality</b>		
Modification of HMI diagnostics data management in RT	WinCC/ProAgent V6.0 and higher	No
Unit overview	Yes	Yes
Message display	Yes	Yes
Sequencer operating display	Yes	Yes
Diagnostics detail display	Yes	Yes
<ul style="list-style-type: none"> <li>• Display STL/LAD/signal list</li> <li>• Display of operands with symbol and comment</li> </ul>	Yes/Yes/Yes Yes	Yes/Yes/Yes Yes
Criteria analysis	When fault occurs/current status/can be archived	When fault occurs/current status
<b>Motion display</b>		
<ul style="list-style-type: none"> <li>• Number of viewable movements</li> <li>• Directions of motion</li> <li>• Number of viewable end positions per movement</li> </ul>	6 2 16	6 2 16
<b>Documentation</b>		
In electronic format	de/en/fr; included in scope of delivery	de/en/fr/it/es; included in scope of delivery
<b>Requirements</b>		
HMI software	WinCC V7.0 SP3 (ProAgent V7.0 SP3)	WinCC flexible 2008
Operating system: Configuration	WinCC/ProAgent V7.0 + SP2: Windows Professional SP3, Windows 7 (32 bit) Ultimate, Business, and Enterprise	WinCC flexible / ProAgent 2008 + SP2: Windows XP SP3, Windows 7 Professional, Ultimate, Enterprise
Operating system Runtime	WinCC/ProAgent V7.0 + SP2: Windows XP Professional SP3, Windows 7 (32 bit) Ultimate, Business and Enterprise, Windows 2003 Server SP2, Windows 2008 Server SP2	WinCC flexible/ProAgent for SIMATIC Panels: WinCC flexible / ProAgent for WinCC flexible Runtime: Windows XP SP3, Windows 7 Professional, Ultimate, Enterprise
<b>STEP 7</b>		
<ul style="list-style-type: none"> <li>• S7-GRAPH</li> <li>• S7-PDIAG</li> <li>• S7-HiGraph</li> </ul>	V5.4 SP4 and higher V5.3 SP6 and higher V5.3 SP3 and higher No	V5.3 and higher V5.2 + SP3 and higher V5.1 and higher V5.3 and higher
Type of delivery (one license is required for each target hardware)	CD-ROM / Runtime license	Runtime license

Ordering data	Article No.	Article No.
<p><b>SIMATIC WinCC/ProAgent</b> Software option package for process diagnosis based on S7 GRAPH V5 and higher and S7 PDIAG V5 and higher; functional enhancement for SIMATIC WinCC; electronic documentation in English, French and German; functions and standard screens for use on a PC (resolution 1024 x 768 pixels) and Panel PC 577/677/877 15" (resolution 1024 x 768 pixels) in English, French and German, runtime license (single license)</p> <p>WinCC version:</p> <ul style="list-style-type: none"> <li>• V7.4 <sup>1)</sup></li> <li>• V7.3 <sup>1)</sup></li> </ul>	<p><b>6AV6371-1DG07-4AX0</b> <b>6AV6371-1DG07-3AX0</b></p>	<p><b>SIMATIC WinCC flexible /ProAgent</b> Software option package for process diagnostics based on S7 PDIAG V5.1 and higher, S7 GRAPH V5.2 + SP3 and higher; S7 HiGRAPH V5.3 and higher. Functional enhancement for SIMATIC WinCC flexible; electronic documentation in English, French, German, Italian, and Spanish</p> <ul style="list-style-type: none"> <li>• <b>WinCC flexible /ProAgent for SIMATIC Panels</b> Runtime license (single license) executable on TP/OP/MP 270/277, Mobile Panel 277, and MP 370/377</li> <li>• <b>WinCC flexible /ProAgent for WinCC flexible Runtime</b> Runtime license (single license)</li> </ul>
<p><b>Download</b></p> <ul style="list-style-type: none"> <li>• V7.4 <sup>1)</sup></li> <li>• V7.3 <sup>1)</sup></li> </ul>	<p><b>6AV6371-1HG07-4AX0</b> <b>6AV6371-1HG07-3AX0</b></p>	<p><b>6AV6618-7DB01-3AB0</b>  <b>6AV6618-7DD01-3AB0</b></p>
<p><b>Upgrade</b></p> <ul style="list-style-type: none"> <li>• V7.x to V7.4<sup>1)</sup></li> <li>• V6.x to V7.3 <sup>1)</sup></li> <li>• V7.x to V7.3 <sup>1)</sup></li> </ul>	<p><b>6AV6371-1DG07-4AX3</b> <b>6AV6371-1DG07-3AX4</b> <b>6AV6371-1DG07-3AX3</b></p>	
<p><b>Download</b></p> <ul style="list-style-type: none"> <li>• V7.x to V7.4<sup>1)</sup></li> <li>• V6.x to V7.3 <sup>1)</sup></li> <li>• V7.x to V7.3 <sup>1)</sup></li> </ul>	<p><b>6AV6371-1KG07-4AX3</b> <b>6AV6371-1KG07-3AX4</b> <b>6AV6371-1KG07-3AX3</b></p>	

<sup>1)</sup> Not multi-station-capable

## HMI Software

### SCADA options

#### Introduction

#### Overview

Whether for a single operator station, multiple operator stations or complex solutions, whether for small or large plants – SIMATIC SCADA systems will grow with your plant. Since they are scalable over the entire life cycle, existing plants can be expanded at any time.

To enable maximum integration, some SCADA options are also available for all products and in some cases all versions. This creates security of investment.

	WinCC RT Professional	WinCC V7	WinCC Open Architecture
<b>WinCC IndustrialDataBridge</b>	x	x	--
<b>SIMATIC Process Historian</b>	x (cross-version)	x (cross-version)	-- <sup>1)</sup>
<b>SIMATIC Information Server</b>	x (cross-version)	x (cross-version)	x

<sup>1)</sup> Note: SIMATIC Process Historian cannot be used with WinCC OA.

#### More information

Additional information is available at:

<http://www.siemens.com/scada-options>



**Overview****WinCC IndustrialDataBridge**

- The WinCC IndustrialDataBridge option uses standard interfaces in order to connect the automation world with the world of IT and to ensure a two-way information flow.
- Using the SIMATIC WinCC IndustrialDataBridge, communication links between data sources and destinations can be created by means of simple configuration/programming. The IndustrialDataBridge can either be integrated into WinCC or used as a stand-alone application (not in conjunction with WinCC).
- Its use is very flexible, due to the support of different database formats and standard interfaces. On top of this, it offers easy configuration instead of programming, which permits fast and secure deployment.
- Data sources for WinCC IndustrialDataBridge can include WinCC Runtime Professional (V13 SP1 or higher).

**Licenses**

- WinCC/IDB basic license for 100 tags (connections between data points corresponds to one day)
- Depending on the amount of data, the number of IDB tags can be increased through additive PowerPacks
- The licenses are additive for the number of connections as of version 7.4 (countable).

You can find more information on the Software Update Service, license types, online software delivery and handling your SW licenses with the Automation License Manager here: <http://www.siemens.com/simatic-licenses>

**Benefits**

- Connection of the automation level to the IT world
- Integration of systems from different manufacturers via numerous standard interfaces (including OPC, OLE-DB, office formats, etc.)
- Cost-effective and secure due to simple configuration by means of standard software without programming
- High-performance data exchange between several systems at the same time

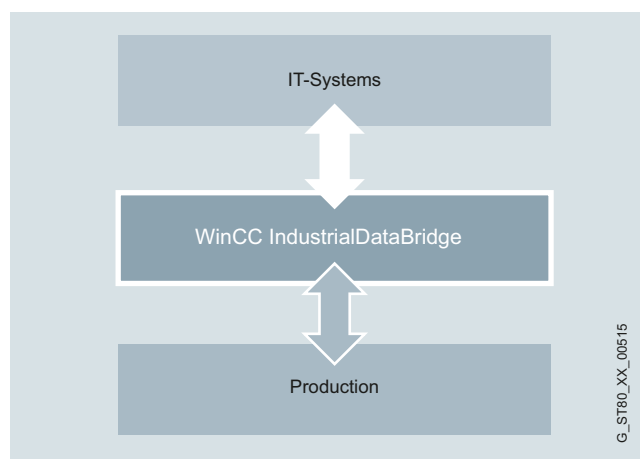
**Highlights**

- No programming knowledge required
- Efficient due to transmission of individual data or block transfer (">", "<", "inside where...")
- Unicode support
- Support of Asian languages (Simplified Chinese, Japanese)
- Web Navigator; support of the WinCC IndustrialDataBridge controls in WinCC images
- WinCC IndustrialDataBridge runs as a system service, as an application in connection with WinCC Runtime Professional, or as a version-independent, standalone application

**Design**

The software comprises a configuration environment and a runtime environment. The different data interfaces are integrated via software modules. In each case, one module is required as the data source and one module as the data destination. The different modules can be combined in any way.

The connections between data source and data destination are created in the configuration environment. In the runtime environment, the IndustrialDataBridge establishes the connection autonomously and transfers the data of the linked variables.

**Function**

WinCC IndustrialDataBridge: Connection to databases and IT systems

- WinCC IndustrialDataBridge establishes a link between the source and destination interfaces and transfers data on the basis of a change in value once a configured period of time has elapsed, or when a defined event occurs.
- WinCC IndustrialDataBridge exchanges data between the automation systems of different manufacturers.
- In WinCC it is possible to support access to tags, tag logging, alarm logging and user archive data.
- Possible storage of process data in Office formats such as Excel or Access. Databases can also be integrated for the archiving of larger aggregates.
- One of the features of WinCC IndustrialDataBridge is a send/receive interface which also enables data transfer to SIMATIC S5 or S7-300 stations or other send/receive-compatible devices.
- WinCC IndustrialDataBridge likewise enables SCADA and control systems from a variety of manufacturers to be linked via the OPC interface. In addition, communication via RFC1006 or Send/Receive is also supported.

## HMI Software

### SCADA options

#### WinCC IndustrialDataBridge

##### Function (continued)

- SQL databases are available as data destinations for production data acquisition. Data can be transferred from the data source on an event-driven basis with the OPC module or sent directly from the PLC with the Send/Receive module.
- Integration of the WinCC IndustrialDataBridge runtime control into WinCC screens when installing the WinCC IndustrialDataBridge on a WinCC station.
- Independent text-based csv, txt and HTML files are created on reaching a programmable number of entries or if the value of a WinCC tag changes.
- Block transfer for databases through the support of the operators "<" and ">" in the Select instruction.
- Available providers (data sources) can be connected to any consumers (data destinations) via the WinCC IndustrialDataBridge (see table below).

##### Functions for configuration:

- Graphic design of links using drag & drop
- Import and export of links
- Highlighting of selected links
- Renaming of links is possible at any time
- Fast switch for the configuration of the graphic links

##### Interfaces:

The table below shows the possible data sources and destinations.

Provider (data sources)	Consumer (data destinations)
<ul style="list-style-type: none"> <li>• MS Access 2003, 2007, 2010, 2013</li> <li>• MS SQL Server 2005, 2008, 2008 R2, 2012</li> <li>• MySQL 3.5, 5.1, 5.5, 5.6, 5.7</li> <li>• Oracle 8i, 10g, 11g, 12c Release 2, 12c</li> <li>• OPC Data Access 3.0, OPC XML 1.0</li> <li>• Send/Receive</li> <li>• WinCC V7.2, V7.3, V7.4, V7.4 SP1 (via OLE DB)</li> <li>• WinCC UserArchives V7.2, V7.3, V7.4, V7.4 SP1</li> <li>• WinCC RT Professional V13 SP1/ V14, V14 SP1 (via OLE DB Provider)</li> </ul>	<ul style="list-style-type: none"> <li>• csv, txt</li> <li>• MS Excel 2003, 2007, 2010, 2013</li> <li>• MS Access 2003, 2007, 2010, 2013</li> <li>• MS SQL Server 2005, 2008, 2008 R2, 2012, 2014</li> <li>• MySQL 3.5, 5.1, 5.5, 5.6, 5.7</li> <li>• Oracle 8i, 10g, 11g, 12c Release 2, 12c</li> <li>• OPC Data Access 3.0, OPC XML 1.0</li> <li>• IDB OPC Server</li> <li>• Send/Receive</li> <li>• WinCC UserArchives V7.2, V7.3, V7.4, V7.4 SP1</li> <li>• WinCC RT Professional V13 SP1/ V14, V14 SP1 (via OLE DB)</li> <li>• configurable TXT / HTML/XML</li> </ul>

##### Ordering data

##### Article No.

###### SIMATIC WinCC IndustrialDataBridge 7.4 SP1 for WinCC

For data exchange with databases and OPC servers; language versions: English, German, Simplified Chinese, Japanese

- Basic package
- With 300 tags (countable)
- With 1 000 tags (countable)
- With 3 000 tags (countable)

###### Download

- Basic package
- With 300 tags (countable)
- With 1 000 tags (countable)
- With 3 000 tags (countable)

6AV6362-4AA07-4AA0  
6AV6362-4AD00-0BB0  
6AV6362-4AF00-0BB0  
6AV6362-4AH00-0BB0

6AV6362-4AA07-4AH0  
6AV6362-4AD00-0AH0  
6AV6362-4AF00-0AH0  
6AV6362-4AH00-0AH0

###### SIMATIC WinCC IndustrialDataBridge V7.3 for WinCC

For data exchange with databases and OPC servers; language versions: English, German, Simplified Chinese, Japanese

- With 128 tags
- With 512 tags
- With 2 048 tags
- With 10 000 tags

###### Download

- With 128 tags
- With 512 tags
- With 2 048 tags
- With 10 000 tags

6AV6371-1DX07-3AX0  
6AV6371-1DX07-3BX0  
6AV6371-1DX07-3CX0  
6AV6371-1DX07-3DX0

6AV6371-1HX07-3AX0  
6AV6371-1HX07-3BX0  
6AV6371-1HX07-3CX0  
6AV6371-1HX07-3DX0

###### SIMATIC WinCC IndustrialDataBridge V7.3 Powerpack

- From 128 to 512 tags
- From 512 to 2 048 tags
- From 2 048 to 10 000 tags

###### Download

- From 128 to 512 tags
- From 512 to 2 048 tags
- From 2 048 to 10 000 tags

6AV6371-1DX07-3AB0  
6AV6371-1DX07-3BC0  
6AV6371-1DX07-3CD0

6AV6371-1JX07-3AB0  
6AV6371-1JX07-3BC0  
6AV6371-1JX07-3CD0

###### SIMATIC WinCC IndustrialDataBridge upgrade

- From V7.x to V7.4 SP1
- From V7.x to V7.3
- From V6.2 to V7.3

###### Download

- From V7.x to V7.4 SP1
- From V7.x to V7.3
- From V6.2 to V7.3

6AV6362-4AA07-4AE0  
6AV6371-1DX07-3XX3  
6AV6371-1DX07-3XX4

6AV6362-4AA07-4AK0  
6AV6371-1KX07-3XX3  
6AV6371-1KX07-3XX4

##### More information

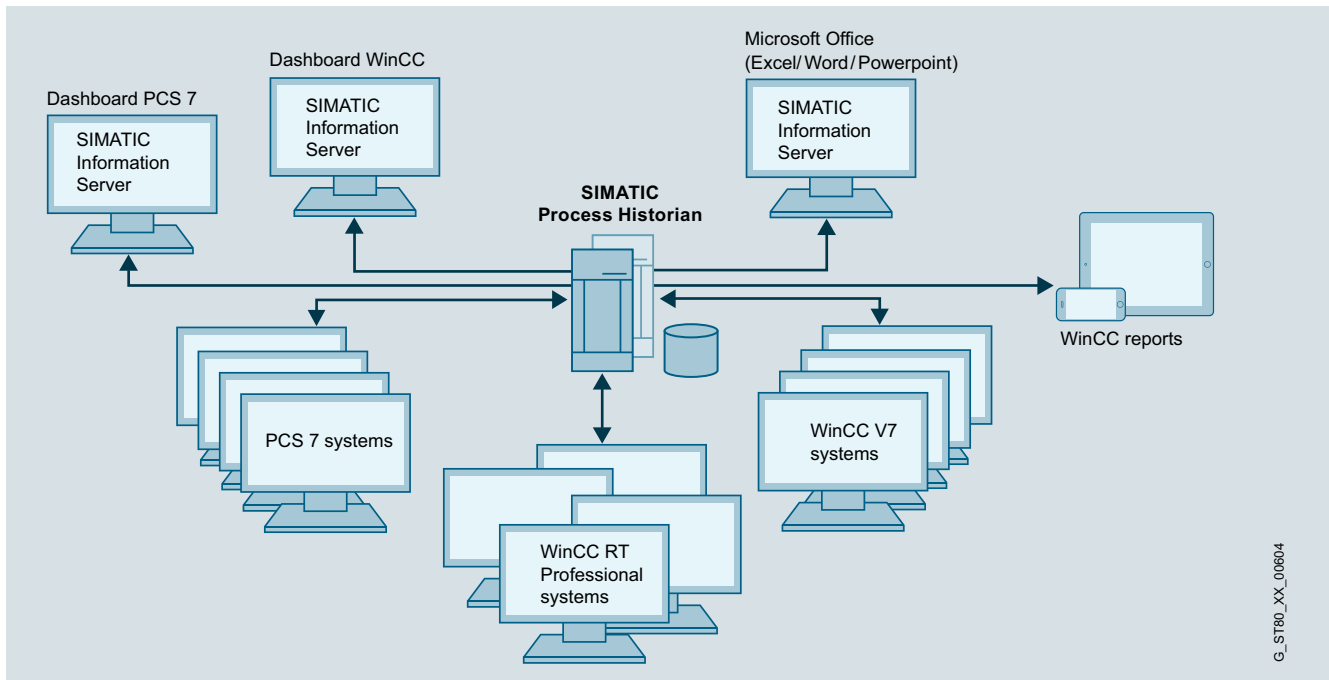
More information is available at:

<http://www.siemens.com/idb>

You can find more information on the Software Update Service, license types, online software delivery and handling your SW licenses with the Automation License Manager here:

<http://www.siemens.com/simatic-licenses>

## Overview



SIMATIC Process Historian

**SIMATIC Process Historian**

The Process Historian is a high-performance, long-term archiving server solution that stores WinCC process values and messages in a central database. The system offers full scalability for performance and scope:

It records and stores data from one or more WinCC, WinCC RT Professional and PCS 7 projects. The number of connected single stations, servers, or redundant server pairs is unrestricted. SIMATIC Process Historian is designed for use throughout your plant, and is positioned below the corporate management level (ERP, MES).

The SIMATIC Information Server is used as a reporting system for the Process Historian. It accesses the central database of the Process Historian and visualizes the data in clear, user-friendly displays on WinCC stations or office PCs. The central Process Historian database provides access to real-time data throughout the plant. This data is the key to sustainable plant optimization measures. Since the archive system can be fully integrated, no additional engineering is required. SIMATIC Process Historian uses the integrated relational database, SQL Server from Microsoft®. No complex reconfiguration is needed because the archive system is integrated into WinCC. Selected WinCC process values or messages are archived long-term on a time or event-driven basis.

The Process Historian is used for the long-term archiving of process values and messages.

**SIMATIC Process Historian 2014 SP3**

- Central, plant-wide long-term archive as corporate information hub
- Real-time archiving of process values and messages from:
  - WinCC V7.0 SP3, V7.2, V7.3, V7.4 and V7.4 SP1
  - Data migration, WinCC V 6.2 SP3 and higher
  - WinCC/Performance Monitor V7.4 and V7.4 SP1
  - WinCC RT Professional V15 and higher
  - PCS 7. SIMATIC BATCH (see PCS 7 catalog)
  - PCS 7 in accordance with PCS 7 specifications
- High performance with very large data volumes
- Data access via OPC UA server
- Migration support for data migration from WinCC/ Storage plus, CAS Storage plus and WinCC segments.
- High availability thanks to redundancy concept with observer/witness server for increasing data integrity
- High degree of security due to integrated, complete backup and restore of all segments (disaster recovery)
- Enhanced data security through store and forward mechanism
- Scalable without breaks in production
- Maximum data transparency
- High degree of security thanks to integrated backup system
- Simple and fast management and diagnostics with the Process Historian Management "Dashboard"
- Batch functionality in accordance with PCS 7 specifications

## HMI Software

### SCADA options

#### SIMATIC Process Historian

##### Overview (continued)

###### Operating systems, virtualization

- Windows Server 2012 R2 (64-bit Standard / Enterprise)
- Windows Server 2008 R2 SP1 (64-bit Standard / Enterprise)
- Windows Server 2016
- MS SQL Server 2014 SP2

Process Historian 2014 has been released for the following virtual environments:

- VMWare vSphere Hyper Visor (ESXi) V5.5
- Microsoft Hyper-V Server 2012

###### Licenses

- The Basic Package includes the runtime software and the single license for one installation.
- The SIMATIC Process Historian supports archiving of any amount of data.  
The archive data is licensed at the data source, for example, in WinCC systems (archive tags for WinCC V7 or logging tags of WinCC Logging for WinCC Professional RT).
- The redundancy package is required for the redundant Process Historian; existing Basic Package installations can be converted with the redundancy option.
- The OPC UA interface needs a separate license.

You can find more information on the Software Update Service, license types, online software delivery and handling your SW licenses with the Automation License Manager here: <http://www.siemens.com/simatic-licenses>

##### Benefits

- Fully integrated archiving solution for large volumes of data
- Central, plant-wide long-term archive as corporate information hub
- Process data and messages from any number of subordinate WinCC systems can be archived
- Plant expansions can be implemented without interrupting the production process
- High availability in redundant mode
- High degree of security due to integrated backup system
- Database for analyses with the aim of optimizing the plant and thereby raising productivity

##### Function

- Real-time storage of the WinCC archive data (process values and messages) from any number of WinCC stations
- Visualization of the archive data on WinCC clients or WinCC single stations either directly or using the SIMATIC Information Server
- Process Historian configuration tool for fast, simple engineering
- The redundant Process Historian is based on the Microsoft SQL Server Mirroring (3rd system for controlling the availability of the redundancy)
- High degree of security due to integrated complete backup and restore of all segments
- During the initial configuration the database and the segmentation are set up
- The PH-Ready component is installed on the WinCC server for the process of archiving to the PH
- The PH automatically detects all connected WinCC server projects (via the PH-Ready component)
- The Process Historian Management "Dashboard" enables simple and fast management and diagnostics

##### Ordering data

##### Article No.

###### SIMATIC Process Historian 2014 SP3

- Single License
- Single License (Redundancy Complete)  
2 x Process Historian Server  
2 x Process Historian Server Redundancy
- Single License Redundancy

**6AV6361-1AA01-4AA0**  
**6AV6361-1BA01-4AA0**

###### Download

- Single License
- Single License (Redundancy Complete)  
2 x Process Historian Server  
2 x Process Historian Server Redundancy
- Single License Redundancy

**6AV6361-1AA01-4AH0**  
**6AV6361-1BA01-4AH0**

**6AV6361-1CA00-0AJ0**

###### Process Historian OPC UA Server

- Standard scope of supply
- Download

**6AV6361-1HA01-4AB0**  
**6AV6361-1HA01-4AJ0**

###### Upgrades

###### Upgrade of CAS (Central Archive Server)

Upgrade of CAS V7.0 SP3 or Process Historian 2013 to Process Historian 2014 SP3

- Standard scope of supply
- Download

**6AV6361-1AA01-4AE0**  
**6AV6361-1AA01-4AK0**

###### CAS V6.x

- Upgrade from CAS V6.2 to V7.0 SP3
- Upgrade from CAS V6.2 ASIA to V7.0 SP3 ASIA

**6AV6371-1DQ17-0XX3**

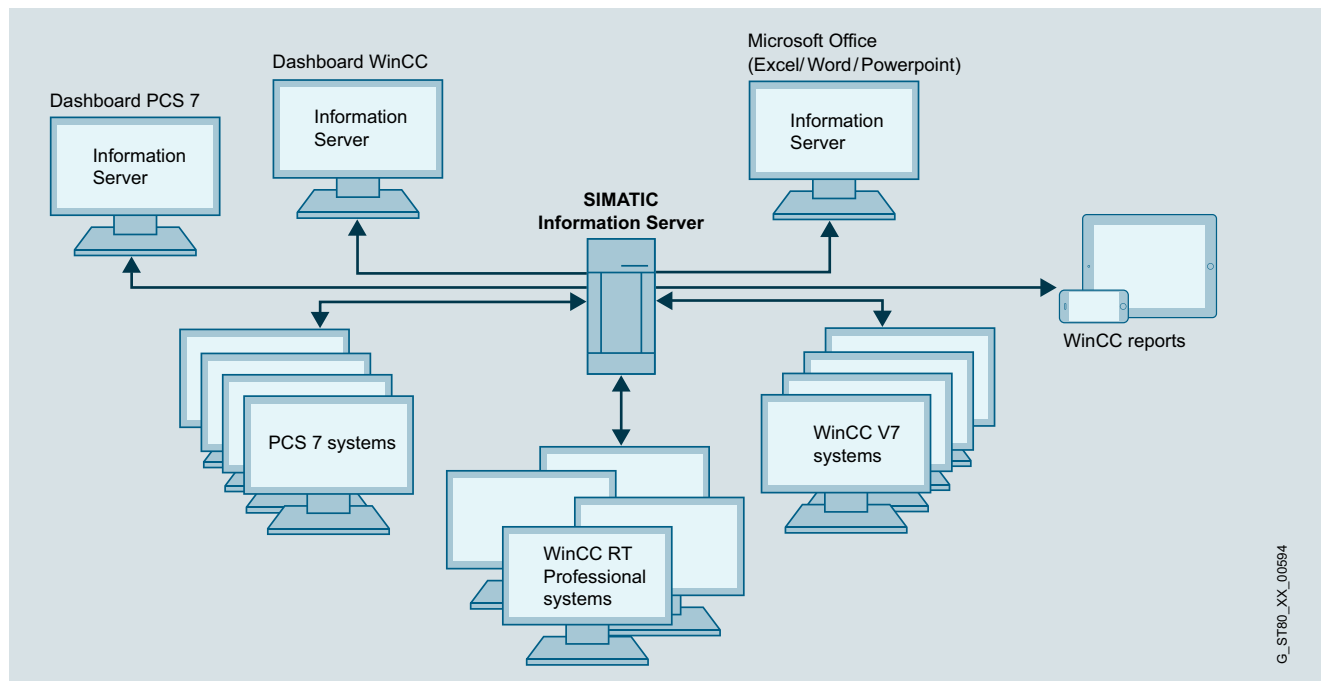
**6AV6371-1DQ17-0XV3**

##### More information

More information is available at:

<http://www.siemens.com/simatic-process-historian>

## Overview



G\_ST80\_XX\_00594

3

**Information Server 2014 SP3**

Information Server 2014 SP3 is an open, web-based reporting system for interactive areas. Reports can be used in Internet Explorer, Excel, Word or PowerPoint, as well as for Adobe Reader (PDF). The SIMATIC Information Server has access to archived process values and messages, and can be used either directly in conjunction with WinCC / WinCC/RT Professional / PCS7 OS as well as with Process Historian 2014 SP3.

- Access to archived process values and messages from:
  - WinCC V7.2 UD 4, V7.3 Second Edition UD 1, V7.4 and V7.4 SP1
  - WinCC/PerformanceMonitor V7.2, V7.4 and V7.4 SP1
  - WinCC RT Professional V15
  - PCS7 according to its compatibility specifications
  - WinCC Open Architecture
- Process Historian 2014 SP3
- Open reporting system with report templates in RDL or Excel format
- Through add-ins for Microsoft Office environments, direct access to the archived data of the Process Historian or WinCC can be easily established.
- Reports can be integrated directly in Word and Excel, thus greatly simplifying work steps.
- Process values can be displayed in tabular or graphic form depending on various filter functions
- Support of subscriptions for a cyclical or event-driven report generation, including sending of emails
- Web-based parameter assignment of the report templates
- Use of the standard tools MS Excel, MS Word and MS PowerPoint for individual report templates
- Reporting system based on MS Reporting Services for more complex individual report templates

- Can be used for HTML5-enabled tablet PCs larger than 10.5"
- Automatic cyclic and event-based reporting (PDF, Excel, Word, PowerPoint)
- Central storage and automatic transmission of reports created by email
- Data security thanks to access protection, user administration, SSL encryption and SMTP authentication

Operating systems, browsers, MS Office, virtualization

- Windows 2008 Server R2 SP1 Standard Edition (64-bit)
- Windows 7 SP1 (32-bit/64-bit) Professional, Enterprise, Ultimate
- Windows 8.1
- Windows Server 2012 R2
- Windows 10
- Windows Server 2016

The browsers to be used must have HTML5 capability

- Internet Explorer Version 11.0 and higher
- Mozilla Firefox (current version)
- Google Chrome (current version)
- Office add-ins for Microsoft Excel, PowerPoint and Word, for the following 32-bit Office versions: 2007 SP2, 2010 SP1 and 2013

SIMATIC Information Server 2014 SP3 has been released for the following virtual environments:

- VMWare vSphere Hyper Visor (ESXi) V5.5
- Microsoft Hyper-Server 2012

## HMI Software

### SCADA options

#### SIMATIC Information Server

##### Overview (continued)

###### Licenses

- Basic Packages include the program software as well as three client access licenses and a data source license. This gives access to one data source for up to three clients.
- The number of simultaneous client access operations can be incremented at any time using Information Server client access licenses.
- Additional data sources can be integrated at any time using additive data source licenses.

You can find more information on the Software Update Service, license types, online software delivery and handling your SW licenses with the Automation License Manager here:

<http://www.siemens.com/simatic-licenses>

##### Benefits

- Central, web-based reporting system as an interface for all corporate areas up to the management level.
- Easy handling thanks to the use of standard tools such as MS Word, Excel and PowerPoint
- Provision of freely configurable reports via Web-based dashboards
- Import of data from any number of WinCC, WinCC RT Professional and PCS7 applications
- Transparent access to WinCC tag and alarm archive and to the data of the SIMATIC Process Historian

##### Highlights

- Set of frequently used report templates for process values, messages and batches
- Open reporting system for creating any number of new report templates
- Storage of configured (parameterized) report templates for faster access
- Export of reports in common document formats
- Support of subscriptions for cyclic report generation including email service
- Creation and storage of application-specific dashboards
- Role management for Windows users; supports workgroups and Active Directory; user rights can be assigned for specific projects
- Generation of reports and inserting as graphics in Microsoft Office Word documents
- Creation of Microsoft Excel, Word and PowerPoint reports for historical process values and messages as well as storage of the Excel report templates on the Information Server
- Support of subscriptions for Excel report templates
- Mobile access to reports via HTML5-enabled browser, also from tablets > 10.5"

##### Function

- Easy creation and individual design of own web pages
- No web page programming knowledge (html, asp) is necessary
- Creation of meaningful reports with Office knowledge
- Easy parameterization of predefined report templates
- Creation of your own report templates based on the Microsoft Reporting Services
- High flexibility due to access to numerous WinCC projects and the SIMATIC Process Historian
- Use of Microsoft Word and Excel for individual reports
- Consistent configuration of the access protection
- Installation-free in HTML5-enabled browsers on Web client or tablet > 10.5"

##### Ordering data

##### Article No.

###### **SIMATIC Information Server 2014 SP3 "Basic Package"**

- Information Server
- Information Server - Client access (3)
- Information Server - Data source access (1)

###### Download

- Information Server
- Information Server - Client access (3)
- Information Server - Data source access (1)

**6AV6361-2AA01-4AA0**

**6AV6361-2AA01-4AH0**

###### **SIMATIC Information Server** Client and data source license, version-independent

- 1 Client access
- 3 Client access
- 5 Client access
- 10 Client access
- 1 Data source access
- 3 Data source access

###### Download

- 1 Client access
- 3 Client access
- 5 Client access
- 10 Client access
- 1 Data source access
- 3 Data source access

**6AV6361-2BD00-0AD0**

**6AV6361-2BE00-0AD0**

**6AV6361-2BF00-0AD0**

**6AV6361-2BG00-0AD0**

**6AV6361-2CD00-0AD0**

**6AV6361-2CE00-0AD0**

**6AV6361-2BD00-0AJ0**

**6AV6361-2BE00-0AJ0**

**6AV6361-2BF00-0AJ0**

**6AV6361-2BG00-0AJ0**

**6AV6361-2CD00-0AJ0**

**6AV6361-2CE00-0AJ0**

###### Upgrade

###### **Upgrade Information Server 2013 to Information Server 2014 SP3**

###### Download

###### **Upgrade Information Server 2013 to Information Server 2014 SP3**

**6AV6361-2AA01-4AE0**

**6AV6361-2AA01-4AK0**

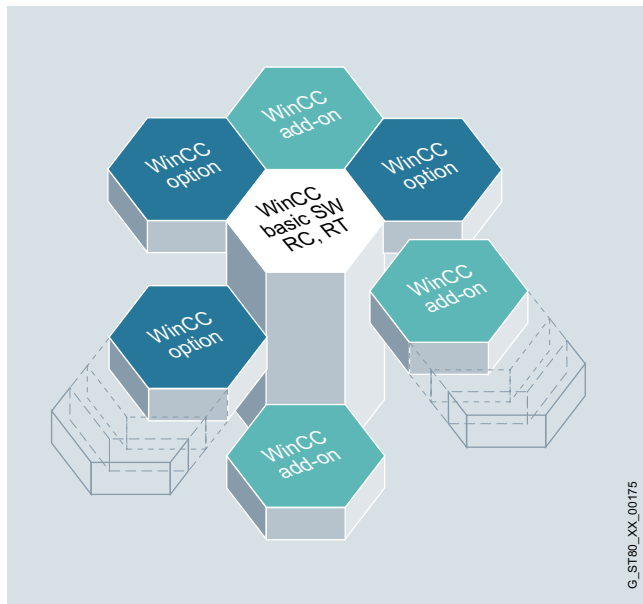
##### More information

More information is available at:

<http://www.siemens.com/simatic-information-server>



## Overview



### WinCC Premium add-ons – Solutions for all sectors and technologies

The basic system is designed to be independent of any specific technology or industrial sector, to be modular and flexibly expandable and to permit not only simple single-user applications in machine construction, but also complex multi-user solutions or even distributed systems with several servers and clients in plant engineering.

**WinCC Premium add-ons** are supplementary products that have been created by competent partners working in the specific sectors and technologies and represent interesting expansions for WinCC.

**WinCC Premium add-ons** are not DF (Siemens) products, but the products of partners who are committed to complying with certain quality features and boundary conditions. The Premium Add-ons are checked, for example, in the Siemens Test Center for their compatibility with the basic WinCC system and supported in the first instance by the central Hotline. As they are important application- and sector-specific add-on products for SIMATIC WinCC, they are marketed jointly by Siemens and the respective add-on suppliers. The WinCC Premium Add-on products can be found on the Internet (see More information) and in the "Online WinCC Premium Add-on Catalog".

#### Premium Add-ons for Connectivity:

- **PM OPEN IMPORT system software**  
enables the WinCC flexible archives to be automatically read into the WinCC system.
- **PM OPEN IMPORT system software**  
offers a flexible, low-cost solution for exporting current process data and archive data from WinCC into freely structurable text files.
- **PM OPEN TCP/IP system software**  
offers a low-cost solution for connecting computer systems (PPS, laboratory, logistics and quality management systems, etc.) to the automation and process control level.
- **CONNECT ALARM Historian system software**  
permits the flexible importing of messages and alarms from WinCC and WinCC flexible into the SIMATIC IT Historian.
- **TOP Server**  
is a proven OPC data integration platform with a large number of OPC device drivers.
- **TOP Server UCON**  
enables separate OPC device drivers to be created by Point-Click configuration.

#### Premium Add-on for process management:

- **PM-ANALYZE**  
is used for locating sources of error or weak spots in plants by analyzing messages and process values.
- **PM CONTROL system software**  
is a cross-industry recipe system for user-friendly creation and management of recipes with integrated order control.
- **PM QUALITY system software**  
is a modular and sector-independent archive system for order-related or batch-related acquisition of process and production data.

#### Premium Add-on for sector products:

- **ACRON 7 for WinCC**  
is used for long-term archiving and logging of process data for small to medium-sized plants, specifically in the water supply and treatment industry.
- **Sm@rtlib function library**  
provides function blocks for S7-300/400 as well as faceplates and icons for WinCC and WinCC flexible from the areas of process industry, HVAC, pharmaceuticals and energy.

#### Premium Add-on for configuration tools:

- **DCC TranslationEditor**  
for the efficient, secure translation of multilingual visualizations with in-built features for quality assurance.

#### Premium Add-on for diagnostics and maintenance:

- **ACC Alarm Management System**  
enables messages to be passed from the visualization system to mobile radio call receivers, such as cell phones or pagers, etc.
- **PM MAINT system software**  
is a sector and technology-neutral maintenance system for use in preventive maintenance.



## HMI Software

### WinCC add-ons and partner management

#### WinCC add-ons and partner management

##### Overview (continued)

##### **Competent partners**

With SIMATIC WinCC, you not only get excellent products to suit your requirements, but we will also support you with selecting a partner for your automation solution. In our global network of Siemens Automation Solution Providers you will always find competent partners in your neighborhood.

In addition, Siemens-internal WinCC Competence Centers and WinCC Specialists support external system integrators with WinCC customer and industry-specific implementation of efficient solutions.

##### **WinCC Competence Centers**

###### Mannheim: Process management

- Sector-independent solutions and products in the fields of production, environment, maintenance and diagnostics
- Connectivity tools, system integration, connection to SAP R/3
- Support of FDA validation and WinCC ODK

###### Stuttgart: Production technology

- Solutions for maintenance management
- Alarm management

###### Plano, Texas (USA)

Migration of FactoryLink to SIMATIC WinCC

- Support for customers with migration projects
- Optimization of automated migration tools
- Support for FactoryLink customers with CSS contracts

##### More information

##### **WinCC Competence Centers**

More information is available on the Internet at <http://www.siemens.com/wincc-coc>

##### **Siemens Solution Partner Automation**

More information is available on the Internet at <http://www.siemens.com/automation/solutionpartner>

##### **WinCC Specialists**

More information is available on the Internet at <http://www.siemens.com/wincc-specialists>

##### **WinCC Premium Add-on**

More information is available on the Internet at <http://www.siemens.com/wincc-addons>

## Overview

### SIMATIC WinCC Open Architecture

SIMATIC WinCC Open Architecture is a SCADA system for visualizing and operating processes, production flows, machines and plants in all industrial sectors.

SIMATIC WinCC OA is built consistently on object-oriented structures. Due to this consistent and well-considered use of object-oriented structures, from process images to the database, the engineering costs improve for SIMATIC WinCC OA customers.

Distributed systems enable the connection of up to 2 048 autonomous SIMATIC WinCC Open Architecture systems via a single network. Each subsystem can be configured either as single-user or multi-user system, each of which may be redundant or non-redundant.

Current version:

**SIMATIC WinCC Open Architecture V3.16**

Executable under:

- Windows 10 (64-bit)
- Windows 7 Ultimate/Enterprise/Professional SP1 (64-bit)
- Windows 7 Ultimate SP1 (64-bit)
- Windows Server 2016 (64-bit)
- Windows Server 2012 R2 (64-bit)
- Red Hat Enterprise Linux 7.4 (64-bit)
- OpenSuse Leap 42.3 (64-bit)
- CentOS 7.4
- SLES 12.1 (64-bit)
- VMWare ESXi Version 6
- VMware Cluster (HA)

Note:

Native 64-bit support.

## Benefits

- Efficient engineering and flexible plant expansion
  - Object orientation
  - Unlimited number of data points
  - Mass engineering
  - Multilingual with UTF-8 support
- Object-oriented data model
  - Mapping of setpoint values and measured values for a physical plant object onto a structured data point
  - Data point comprises a tree structure with data point elements
  - The individual process values are mapped onto the data point elements
  - Any number of data points can be instanced from one defined data point structure (data point type), e.g. 20 pumps of the same type.
  - Data point types can be embedded in other data point types, which enables more complex plant objects to be generated (e.g. one pump station comprises 2 pumps).
  - Graphical plant symbols can be linked with a data point type. They only need to be drawn once, but can be used for all instances of the linked type.
  - Savings in engineering outlay.

- Freely scalable
  - From a small single-user system up to a networked, redundant high-end system
  - Distributed systems of up to 2 048 servers
- Platform-independent
  - Available for Windows, Linux, iOS and Android
- Native 64-bit support
  - More system memory is usable, due to native 64-bit support
  - This means that larger data quantity structures per server can be processed
- Maximum fail-safety and availability
  - Hot standby redundancy
  - Disaster recovery system
  - FDA compliant (FDA 21 CFR Part 11)
  - Quick and easy implementation of new processes
- Platform for customized solutions
  - Swift adaptation of the control and visualization of the plant to current market requirements
  - Company-internal programming and in-house developments enable independence and protection of intellectual property
  - Structure of standardized solutions permits continuous use
  - Support of brand-labeling
  - Individual brand names for OEM developments
- Openness thanks to comprehensive driver and interface options:
  - SIMATIC S7 TCP/IP, Modbus TCP/IP, Ethernet/IP, SNMP, BACnet, OPC DA Client & Server, OPC A&E Client & Server, OPC UA Client & Server (DA, AC, HA), SSI driver, IEC 60870-5-101, -104, DNP3, SINAUT, IEC 61850/61400, RK512, TLS, Teleperm M, API, Cerberus
- Seamless traceability of system states by means of high-performance archiving:
  - Data archiving in value archives (internal database format)
  - Data archiving in an Oracle database
- Expandable by means of add-ons and solution frameworks:
  - Add-on for integration of video management systems (VIDEO)
  - Add-on for increasing availability (Redundancy in Hot Standby, Disaster Recovery System, etc.)
  - Add-on for clarity in distributed systems (plant model overview, CMS, GIS Viewer, etc.)
  - Add-on for efficient maintenance management (Maintenance Suite, Scheduler, etc.)
  - Add-on for mobile operability (Desktop UI, Mobile UI, ULC UX, Operator App for iOS etc.)
  - Add-on for efficient building automation technology (BacNet, etc.)

## HMI Software

### SCADA System SIMATIC WinCC Open Architecture

#### SIMATIC WinCC Open Architecture

##### Application

The SCADA system SIMATIC WinCC Open Architecture addresses applications with high demand for customer-specific adaptations, large and/or complex applications, as well as projects that demand special system requirements and functions.

SIMATIC WinCC Open Architecture demonstrates its high performance in networked and redundant high-end control systems in particular. Integrated, high-performance communication is guaranteed from the field level to the control station, from the machine to the company headquarters. In every situation, high availability, reliable information, fast interaction, and user friendliness are guaranteed. Applications can also be changed without interrupting the process.

Profitability, efficiency and safety are therefore always in equilibrium. SIMATIC WinCC Open Architecture displays its reliability in a wide range of business-critical applications.

With SIMATIC WinCC Open Architecture, ideas can be quickly and easily converted into new applications. SIMATIC WinCC Open Architecture is open for independent in-house developments and also enables own product branding.

Thanks to its special system properties, SIMATIC WinCC Open Architecture meets the highest demands especially in the case of traffic solutions, building management systems and supply systems (power, water, oil and gas, etc.).

##### Design

SIMATIC WinCC Open Architecture is available as a single-user runtime license, multi-user runtime license, Web Client license, and parameterization and development license. With SIMATIC WinCC Open Architecture the required license is determined, among other things, according to the number of inputs and outputs (I/O).

An "I/O" refers to a data point element (DPE) whose content is exchanged either by means of drivers (e.g. S7 driver communicates with a PLC), with other software systems. Internal data point elements, i.e. DPEs without communication to the outside, are not counted for licensing.

The licenses are available either with an unlimited number of I/Os or with limitations of 500 to 250 000 I/Os.

The multi-user runtime license allows working simultaneously from different PCs, with the licensing taking place via the server. The active clients are then counted. The web client and the ultralight client enable the visualization and operation of process pictures over an exclusively HTTP connection between the server and the respective web client. The parameterization and development licenses extend a runtime license with the option of configuration and parameterization. They each require a server license.

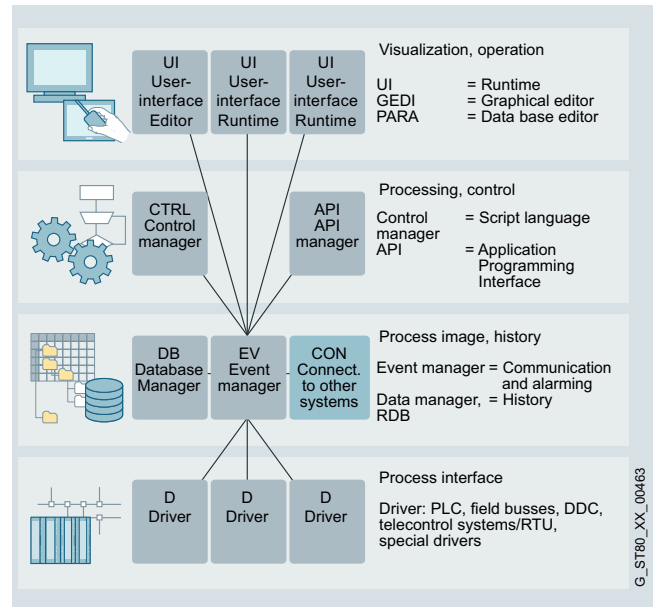
##### Function

SIMATIC WinCC Open Architecture is a very modular SCADA system. The required functionalities are realized by specific, functional entities created for various tasks. In SIMATIC WinCC Open Architecture these units are called "Managers" – they are also independent processes in software terms.

WinCC OA Manager	Task
<b>Event Manager (EV)</b>	The Event Manager (EV) is the processing center in WinCC OA. This unit provides a constantly updated image of all PowerTags in the memory. Each other functional unit (Manager) that wants to access the data receives it from the process image of the Event Manager and does not have to communicate directly with a controller. Conversely, a command from an operator station is initially set only as a value change in the process image of the Event Manager. The associated driver then forwards it to the corresponding target device (e.g. PLC) automatically. The Event Manager is a kind of central data distributor, in effect the communication center for WinCC OA. Furthermore, this Manager also carries out the alarm handling and can execute various arithmetic functions autonomously.
<b>Driver Manager (D)</b>	The lowest level in a WinCC OA system is represented by the process connections, referred to in WinCC OA as drivers (D). These are special programs that handle the communication with the control and field level. Since numerous different forms of communication are possible with the PLCs or telecontrol nodes, there are different drivers that can be selected. In very simple terms, the driver is a unit for converting a particular protocol into the internal communication form of WinCC OA. The driver reads the current states, measurement or counter values from the field and in the opposite direction it forwards commands and setpoints to the lower-level controllers (= the term "control" should be used here and below to represent all possible devices of the basic automation (PLC, DDC, telecontrol system, etc.)).
<b>Data Manager (DB)</b>	The Data Manager (DB) represents the link to database. On one hand, it involves the parameterization data of an application that is to be stored in such a database. On the other hand, it involves the historical recording of changes in values or alarms. If a user wishes to query historical data at a later date, then the Data Manager completes this request and not the database itself.

## Function (continued)

WinCC OA Manager	Task
<b>Control Manager (CTRL)</b>	<p>WinCC OA has numerous options for implementing your own algorithms and processing. The two most important are the internal language control (CTRL) and the general application programming interface (API).</p> <p>Control is an extremely powerful scripting language. The processing is interpretative, so that no compilation is required. The syntax is almost identical with ANSI-C, with some modifications for simplification. This is a fully developed, procedural high-level language with multi-threading (= quasi-parallel processing of individual programs; the system itself carries out the processing check). The language offers a comprehensive function library for tasks of the control and visualization technology.</p> <p>Control can be used as a stand-alone process (Control Manager), for animation and user interface design or for standardized, data object-oriented processing functions.</p> <p>The API (WinCC OA API) represents the most powerful form of functional expansion. It is configured as a C++ class library and allows the software developer to implement individual functions as an independent, additional manager (forecast system, simulation, tools, proprietary databases, etc.).</p>
<b>User Interface Manager (UI)</b>	<p>The interface to the user is created by the User Interface Manager (UI). This comprises a graphics editor (GEDI), a database editor (PARA) or the general user interface of the application (Vision module). The User Interface serves to display values, issue commands or track alarms in the alarm list. Trends and reports are also usually part of the UI. From a programming viewpoint, the user interaction in WinCC OA is completely isolated from the background processing – this is merely a view of the data of the current process image or the history.</p>



A WinCC OA system consists of function-specific units, the managers. For special tasks such as redundancy, management for distributed systems, web server, reporting, simulation, COM etc., further managers are available.

The powerful configuration functions contribute to a reduction of engineering and training overheads and lead to increased flexibility and operational reliability.

## HMI Software

### SCADA System SIMATIC WinCC Open Architecture

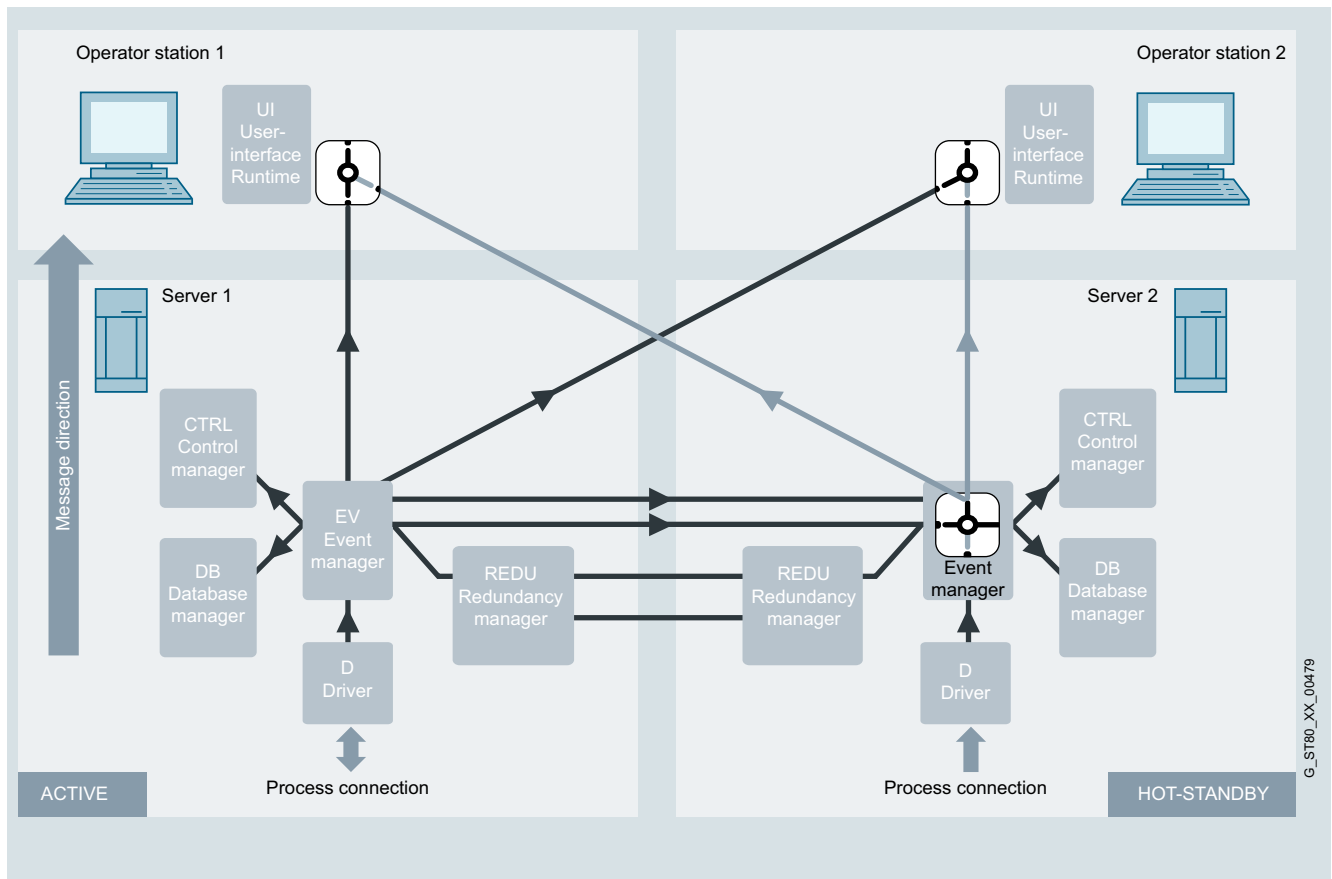
#### SIMATIC WinCC Open Architecture

##### Function (continued)

Special functions	Task
<b>Access to external databases</b>	The database interfaces offer the possibility of access to external databases. Under Windows, the link is established via the ADO Standard. ADO (ActiveX Data Objects) is an interface developed by Microsoft for vendor-independent access to data sources of all types, primarily databases. The data source for ADO is an OLE DB Provider, although ODBC-compatible databases can also be addressed via an internal wrapper. In Linux, the Qt library is used as an interface to relational databases. Access in this case is either direct via the native DB-API or via ODBC.
<b>Application Programming Interface (API)</b>	The API offers a series of functions that enable WinCC OA to be extended with special managers. A manager is a program that communicates with the system via a protocol defined by WinCC OA.
<b>COM (Component Object Model)</b>	This is a specification for the development of modular software components that can be used by each COM-compatible application. COM components can easily be integrated into such applications and can even be removed from an application during runtime. COM components can be programmed in a host of different languages, even though C++ is usually used for this purpose. The specifications OLE, ActiveX and DirectX are based on the COM technology.
<b>Control expansion</b>	Expansion that allows C++ functions to be added to the programming language.
<b>Panel topology/summation signal</b>	Generation of panel hierarchies/topologies in existing or new projects and automatic creation of summation signals of the alarm data points that are located in the panels of the topology.
<b>Redundancy (see figure next page)</b>	The failure safety in a redundant system is implemented by means of hot standby. Hot standby is a hardware-independent solution for high availability. This is a safety concept that consists of two interconnected server systems. Both servers are constantly in operation and are subject to the same functional loading (but only one server is ever active; the second compares the data with the primary unit at runtime). On the failure of one unit, an "on-the-fly changeover" takes place and the previously passive server assumes the leading role. This guarantees access to data or functions at all times.

Special functions	Task
<b>Encryption of panels and CTRL scripts/libraries</b>	Allows your panels or scripts to be encrypted, thereby protecting your knowledge and work.
<b>Script Wizard</b>	Easy-to-use tool that simplifies the creation of animated, graphical plant symbols, which saves time during engineering.
<b>Simple Symbols</b>	Basic package of plant symbols that have been created using the script wizard. These can be adapted quickly and easily to the specific requirements of the customer.
<b>Easy Faceplates</b>	Simple parameter assignment of predefined pop-up windows that display details of the associated plant symbol. Without any additional drawing outlay, several standard functions per object can be activated for the detail view (alarm display, trend display, measured value table, setpoint value table, address table, notes).
<b>Drag and Draw</b>	Several representative graphical objects can be defined and configured for each plant object in the data model (data point type). These are pre-configured and need only be moved to the panel via drag-and-drop when the plant pictures are drawn. This saves valuable time during engineering.
<b>Multiple languages</b>	As the utf8 standard coding for written languages is used, it is possible to use most fonts and characters in projects. Up to 40 languages can be assigned to a project. A default language can be defined together with the user rights. It is also simple to change the display language during operation. Dictionaries for this can be created with a prepared tool or individually.
<b>Server-side authentication</b>	Enable connection of third-party systems, including customized solutions for user authentication.
<b>Distributed systems (see the diagram below)</b>	Permits the coupling of two or more autonomous WinCC OA systems via a network. Each subsystem of a distributed system can be configured either as a single-user or multi-user system, each of which may be redundant or non-redundant. A sub-system in this context means a server on which an Event Manager is running, whereby in case of redundancy both redundantly operating servers are considered as one system.

## Function (continued)



The diagram shows a detailed representation of the two computers Server 1 and Server 2. Server 1 is in the management mode (active) and Server 2 is in hot standby mode (passive). In the case of redundant operation, the UIs of both operator stations are connected to both Event Managers, however only the data of the active system is displayed on both UIs.

The Event Manager of the passive system is restricted exclusively to communication with the Event Manager of the active system for comparison of the process data (it sends no data to the connected UIs or it discards messages from the drivers – this can be seen in the figure with the switches on the UIs or on the passive Event Manager).

## Integration

**Integration in automation solutions**

SIMATIC WinCC Open Architecture is an open SCADA system with comprehensive drivers and flexible options for connection to other external systems.

Depending on the communications protocol and the bus physics used, specific drivers are used in each case:

- Serial protocols: RK512, 3964R, etc.
- Ethernet: Industrial Ethernet (S7, S7 PLUS), Modbus TCP (OpenModbus), Ethernet IP (AB), etc.
- Telecontrol systems: SINAUT, SSI (Ethernet), IEC 61850/61400, IEC 60870-5-101, IEC 60870-5-104, etc.
- Vendor-independent interfaces: OPC UA, etc.

In SIMATIC WinCC Open Architecture, several drivers can be operated in parallel. These can be of the same type or also of different types. It is possible in a SIMATIC WinCC Open Architecture system, for example, to establish connections via the S7 protocol to a SIMATIC controller, via IEC 60870-5-104 to a telecontrol system, and via OPC DA to any OPC server at the same time.

## HMI Software

### SCADA System SIMATIC WinCC Open Architecture

#### SIMATIC WinCC Open Architecture

#### Integration (continued)

##### Connection overview

Protocol	Description
<b>S7 TCP/IP</b>	TCP/IP driver for Siemens Industrial Ethernet
<b>S7 PLUS</b>	Driver for S7 1200 and 1500 <ul style="list-style-type: none"> <li>• Supports alarm messages</li> <li>• Supports online browsing</li> <li>• Supports TIA Importer for versions V13, V14 and V15</li> </ul>
<b>OPC Client (Data Access)</b>	<ul style="list-style-type: none"> <li>• Compatibility with specifications DA 1.0 and 2.05a</li> <li>• Connection to inproc, local or remote server</li> <li>• Connection with up to 20 servers at the same time</li> <li>• Monitoring of the connection to the server and automatic reconnection if the connection is interrupted.</li> <li>• Address browsing if supported by the server.</li> <li>• Benefits of the CALL-R functionality for CALL-R servers (simplified parameter assignment)</li> </ul>
<b>OPC Server (Data Access)</b>	<ul style="list-style-type: none"> <li>• Corresponds to Data Access 2.05a specification (reading/writing of online values).</li> <li>• Is to be started as a manager just like other drivers.</li> <li>• The provided DPEs (server -&gt; client) can be easily and quickly defined via data point groups.</li> <li>• DPEs can be declared as readable (read-only access is permitted; Group OPCRead) or as writable items (Group OPCWrite).</li> <li>• Clients can browse the WinCC OA OPC Server hierarchically.</li> </ul>
<b>OPC Alarms &amp; Events</b>	OPC Alarms & Events (abbreviated to OPC A&E) is, in addition to Data Access, a further standard for performing central alarm management on a cross-vendor basis. OPC A&E is used to ensure the link to other control systems and the display of alarms/events in a hierarchical system.
<b>OPC Historical Data Access</b>	OPC Historical Data Access (OPC HDA) is used to exchange archived process data. This is in contrast to the OPC Data Access (OPC DA) specification that deals with real-time data.
<b>OPC UA (Unified Architecture)</b>	WinCC OA client supports the OPC UA Data Access (DA), Alarms & Conditions (AC) and Historical Access (HA) standards.
<b>Modbus TCP</b>	Modbus/TCP is based on the serial Modbus protocol, which was adapted for TCP/IP. The Modbus/TCP driver can be used simultaneously for Modbus/TCP or UNICOS.
<b>Ethernet/IP</b>	Ethernet/IP is used for communication with several PLC generations and families from Rockwell Automation / Allen Bradley. The protocol is part of the application layer and is based on the standard TCP/IP network protocol.
<b>Serial: RK512/3964R</b>	Is used for interfacing a PLC via the 3964R/RK512 protocol
<b>Cerberus</b>	Cerberus is a fire, intrusion and gas alarm system. The Cerberus driver guarantees communication to and from the central fire alarm systems and building security facilities in the event of a fire, gas or intruder alarm.

Protocol	Description
<b>SSI</b>	Is used for the interfacing of SAT telecontrol systems. The data is exchanged via the LAN (Ethernet, IEEE 802.3); the frame formats used are the SSI formats defined by SAT. The SK 1703 telecontrol components with a suitable communication card (KE/ET) are supported.
<b>IEC 60870-5-101, -104</b>	IEC drivers are standardized telecontrol drivers that can process proprietary frames. IEC stands for International Electrotechnical Commission, the international standardization committee for electrical engineering. <ul style="list-style-type: none"> <li>• IEC 60870-5-104 for data exchange via TCP/IP</li> <li>• IEC 60870-5-101 for serial connection</li> </ul>
<b>IEC 61850/61400</b>	IEC 61850 Client and IEC 61400 Client defines an architecture for satisfying the requirements of electrical substation automation. It defines a data model and the communication services for interaction with and between the elements of a substation, such as power supply units, circuit-breakers, protective devices etc. A description language and a system configuration language (SCL) have been defined for technical purposes.
<b>DNP3</b>	The DNP3 (Distributed Network Protocol 3) driver is an open, rugged and modern protocol which exhibits characteristics and strengths similar to the IEC driver. The transfer of any number of frames with different data types takes place between the WinCC OA system (Master) and the remote stations (Slave).
<b>SINAUT</b>	SINAUT (Siemens Network AUTomation) is a communication protocol for automated monitoring and control of remote process stations on the basis of SIMATIC S7. Communication takes place via TCP/IP.
<b>SNMP Manager &amp; Agent</b>	SNMP (Simple Network Management Protocol) is a protocol for monitoring network elements (servers, workstations, routers, switches, hubs, etc.) and their functions. <ul style="list-style-type: none"> <li>• SNMP Manager supports SNMP V1, V2, and V3</li> <li>• SNMP Agent supports SNMP V1 and V2</li> </ul>
<b>BACnet over IP – driver</b>	BACnet (Building Automation and Control Networks) is a standardized protocol for building automation and has been set by the ASHRAE (American Society of Heating, Refrigerating and Air-conditioning Engineers) as a guideline to provide a uniform and cross-company standard for data communication within and between building automation systems. The BACnet Standard 2004 is supported in accordance with the PIC list (see product documentation)
<b>S-bus</b>	The WinCC OA S-bus driver is used to link SAIA PCD control devices to WinCC OA projects. Client mode of the SAIA S-Bus driver is used. Communication is carried out using the UDP; the serial version of the protocol is not supported.

Further drivers on request or via C++ API



### Technical specifications

Type	SIMATIC WinCC Open Architecture V3.16
<b>Operating system</b>	<ul style="list-style-type: none"> <li>Windows 10 (64-bit)</li> <li>Windows 7 Ultimate/Enterprise/Professional SP1 (64-bit)</li> <li>Windows 7 Ultimate SP1 (64-bit)</li> <li>Windows Server 2016 (64-bit)</li> <li>Windows Server 2012 R2 (64-bit)</li> <li>Red Hat Enterprise Linux 7.4 (64-bit)</li> <li>OpenSUSE Leap 42.3 (64-bit)</li> <li>CentOS 7.4</li> <li>SLES 12.1 (64-bit)</li> <li>VMWare ESXi Version 6</li> <li>VMWare Cluster (HA)</li> </ul>
<b>Mobile operating system</b>	<ul style="list-style-type: none"> <li>Android 4.4 or higher</li> <li>iOS 11.0 or higher</li> </ul>
<b>PC hardware requirements</b> <sup>1)</sup>	
<b>Processor type</b>	Intel Pentium or equivalent
Minimum	Intel Pentium IV 1.6 GHz (or better) <sup>2)3)</sup>
Recommended	<ul style="list-style-type: none"> <li>Client: Intel Pentium IV/Core2/i3, 2 GHz <sup>2)3)</sup></li> <li>Server: Intel Core i3 CPU Dual, 3 GHz <sup>2)</sup></li> <li>Server large system<sup>4)</sup>: Intel(R) Core(TM) i5/i7 CPU Dual / Quad, 3 GHz <sup>2)3)</sup></li> </ul>
<b>Work memory RAM</b>	
Minimum	2 GB <sup>2)</sup>
Recommended	<ul style="list-style-type: none"> <li>Client: 2 GB <sup>2)3)</sup></li> <li>Server: 8 GB <sup>2)3)</sup></li> <li>Server large system: 16 GB <sup>2)</sup></li> </ul>
<b>Hard disk (available memory for installation)</b>	
Minimum	HD with 800 MB available <sup>2)</sup>
Recommended	Server large system with local logging: SCSI LVD Controller, WIDE SCSI / LVD HDD or comparable storage system with at least 500 MB of available space <sup>2)</sup>
<b>Screen and graphics card (TrueColor)</b>	
Minimum	1024 x 768 <sup>2)</sup>
Recommended	1280 x 1024 <sup>2)</sup>
<b>Mouse and keyboard</b>	Mouse, keyboard
<b>DVD drive</b>	For software installation possible, also via web installation or USB flashdrive
<b>Local power user rights</b>	<ul style="list-style-type: none"> <li>For installation</li> <li>For operation</li> </ul>

<sup>1)</sup> For actual use in plants, the hardware requirements are largely dependent on the project size and the dynamic response of the process variables. Whenever possible, use rugged, high-quality hardware with corresponding functionalities such as redundant power supply units or RAID hard disks. WinCC OA supports dual and multi-processor mode and benefits significantly from the fact that each WinCC OA Manager can be assigned to one processor core as a system process. At the same time, however, it is important that the individual cores offer the highest possible performance (high clocking), since load-critical core processes such as the event manager run on exactly one core (for this reason, multi-core machines with low-clocked cores are unsuitable for WinCC OA). As for RAM, CPU and HDD, the usual rule applies: more is better

<sup>2)</sup> System requirements generally only refer to WinCC OA Version 3.14 under the supported versions of the Windows and Linux operating systems.

<sup>3)</sup> A precondition for the minimum requirement is that the operating system used does not have any greater requirements itself

<sup>4)</sup> With a large system it is essential that the system permits not only the highest data point numbers but also a high dynamic response.

WinCC OA is ideally suited for use in very large distributed systems. The optimum design of such systems demands corresponding system knowledge of WinCC OA. Due to the event-oriented processing, individual design parameters can be increased or reduced as necessary in actual applications.

Type	SIMATIC WinCC Open Architecture
<b>Functionality/quantity structure</b>	
Number of messages	150,000 <sup>2)</sup>
Message text (number of characters)	System-limited <sup>1)</sup>
Message archive	System-limited <sup>1)</sup>
Process values per message	1 process value + up to 32 alarm associated values per message
Constant load of messages, max.	500/s <sup>2)</sup>
Message burst, max.	15,000/10 s every 5 min <sup>2)</sup>
<b>Archives</b>	
Archive data points	Max. 250,000 per server <sup>2)</sup>
Archive types	< 20 parallel logs, different retention period for each log
Data storage format	Oracle or file system
Measured values per second, max.	Server/single-user station: 7,000/s <sup>2)3)</sup>
<b>User archive</b>	
Archives	System-limited <sup>1)</sup>
Type	SIMATIC WinCC Open Architecture
Table size	System-limited by ORACLE database
<b>Graphics system</b>	
Number of screens	System-limited <sup>1)</sup>
Number of objects per screen	System-limited <sup>1)</sup>
Number of controllable fields per screen	System-limited <sup>1)</sup>
PowerTags	< 750,000 per server <sup>2)</sup>
<b>User administration</b>	
User accounts	< 4096
Configuration languages	3 (en, de, ru)
Runtime languages	40 (of which 8 Asian)
<b>Multi-user system</b>	
Server	< 2048 <sup>2)4)</sup>
Number of clients	< 244 per server <sup>2)5)</sup>

<sup>1)</sup> Dependent on the available storage space

<sup>2)</sup> Dependent on the system configuration and the system load (due to the event-oriented architecture, the system load is essentially determined by the change rates of the values to be processed)

<sup>3)</sup> By means of high-performance hardware configuration (one archiving cluster and approx. 120 distributed systems that archive parallel values in the cluster): 200,000 archived value changes per second

<sup>4)</sup> Physical limit: <2048, in practice systems have already been implemented with up to 550 distributed systems

<sup>5)</sup> Physical limit: < 244 clients per server, recommended: max. 100 clients per server

## HMI Software

### SCADA System SIMATIC WinCC Open Architecture

#### SIMATIC WinCC Open Architecture

#### Ordering data

#### Article No.

#### Article No.

##### System software V3.16

##### WinCC OA core components WinCC OA Server

Language/script versions:  
de, en, ru; with license for:

##### WinCC OA single-user station 500 I/O

License for single operator station with up to 500 I/O (bit, integer), alerting, extended trend, historical recording, S7 and S7 Plus (8 connections) drivers, SSL encryption, OPC client, OPC server, OPC UA client, WinCC OA Web server and one WinCC OA OPERATOR 1 Device License. Cannot be expanded with multiple operator stations or add-ons.

6AV6351-1HA31-6AA0

##### WinCC OA Server I/O

License for server (without operator station licenses), alerting, extended trend, historical recordings, S7 and S7 Plus (8 connections) drivers, SSL encryption, OPC client, OPC server, OPC UA client, WinCC OA Web server and one WinCC OA OPERATOR 1 Device License.

##### • 1 000 I/O

With a max. of 1 000 I/O of any type

6AV6351-1HB31-6AA0

##### • 3 000 I/O

With a max. of 3 000 I/O of any type

6AV6351-1HC31-6AA0

##### • 5 000 I/O

With a max. of 5 000 I/O of any type

6AV6351-1HD31-6AA0

##### • 10 000 I/O

With a max. of 10 000 I/O of any type

6AV6351-1HE31-6AA0

##### • 15 000 I/O

With a max. of 15 000 I/O of any type

6AV6351-1HF31-6AA0

##### • 25 000 I/O

With a max. of 25 000 I/O of any type

6AV6351-1HG31-6AA0

##### • 50 000 I/O

With a max. of 50 000 I/O of any type

6AV6351-1HH31-6AA0

##### • 75 000 I/O

With a max. of 75 000 I/O of any type

6AV6351-1HJ31-6AA0

##### • 100 000 I/O

With a max. of 100 000 I/O of any type

6AV6351-1HK31-6AA0

##### • 150 000 I/O

With a max. of 150 000 I/O of any type

6AV6351-1HL31-6AA0

##### • 200 000 I/O

With a max. of 200 000 I/O of any type

6AV6351-1HM31-6AA0

##### • 250 000 I/O

With a max. of 250 000 I/O of any type

6AV6351-1HN31-6AA0

##### • With unlimited I/O

6AV6351-1HP31-6AA0

##### WinCC OA Dongle

Hardware dongle for USB port for operation with a hardware-independent license attached to the dongle, which can also extend the hardware-linked license of the operator station or server on a temporary basis.

6AV6351-1AH31-6AA0

##### WinCC OA on data medium

WinCC OA Software DVD – current version on disk

6AV6351-1AX31-6AA0

##### WinCC OA for Nanobox

Runtime License for SIMATIC Nanobox (Win 7 Ultimate SP1 64-bit) with max. 128 I/O, including one operator station, distributed systems option, S7 and S7 Plus (8 connections) drivers, SSL encryption, OPC client, OPC server, OPC UA client, RDB option, WinCC OA Web server as well as a choice of one other driver. This package cannot be expanded with other WinCC OA options. The use of this license is exclusively restricted to the approved Nanoboxes (restrictions on the hardware side can be viewed in the online help).

- 128 I/O
- 512 I/O
- 2 048
- 4 096 I/O

6AV6351-1KA31-6AA0  
6AV6351-1KB31-6AA0  
6AV6351-1KC31-6AA0  
6AV6351-1KE31-6AA0

##### WinCC OA Desktop UI

Operator station license with all server operator station functionalities. Only the number of simultaneously active Desktop UIs is counted

- 1 Operator station license
- 10 Operator station licenses
- 25 Operator station licenses
- 50 Operator station licenses
- 100 Operator station licenses

6AV6351-1CP31-6AA0  
6AV6351-1CQ31-6AA0  
6AV6351-1CR31-6AA0  
6AV6351-1CS31-6AA0  
6AV6351-1CT31-6AA0

##### WinCC OA Ultralight UX

The Ultralight UX enables an operator station to be implemented in a web browser without installation of a plug-in. The Ultralight UX can run on PCs and laptops. Only the number of simultaneously active Ultralight UX Clients is counted. Please note Ultralight UX Client restrictions according to the online help.

- License for 1 client
- License for 10 clients
- License for 25 clients
- License for 50 clients
- License for 100 clients

6AV6351-1JK31-6AA0  
6AV6351-1JL31-6AA0  
6AV6351-1JM31-6AA0  
6AV6351-1JN31-6AA0  
6AV6351-1JP31-6AA0

##### WinCC OA Mobile UI

The Mobile UI enables an operator station to be implemented on a mobile device. Installation takes place via an app available in the iTunes App Store or in Google Play Store. Only the number of simultaneously active Mobile UIs is counted. You can find the supported Android and iOS devices and restrictions in the online help.

- License for 1 mobile UI
- License for 10 mobile UIs
- License for 25 mobile UIs
- License for 50 mobile UIs
- License for 100 mobile UIs

6AV6351-1JQ31-6AA0  
6AV6351-1JR31-6AA0  
6AV6351-1JS31-6AA0  
6AV6351-1JT31-6AA0  
6AV6351-1JU31-6AA0

Ordering data	Article No.	Article No.
<p><b>WinCC OA OPERATOR mobile app</b></p> <p>Permits operation and visualization of a WinCC OA installation via iPhone and iPad. Over a secured SSL connection, measured values and alarms can be retrieved, as well as commands and acknowledgements sent. Navigation takes place in list form or map-supported. The configuration is carried out in an intuitive wizard. Each device must be assigned its own, fixed license.</p> <ul style="list-style-type: none"> <li>• License for 1 device</li> <li>• License for 3 devices</li> <li>• License for 10 devices</li> <li>• License for 25 devices</li> <li>• License for 50 devices</li> </ul>	<p><b>6AV6352-1DK31-6AA0</b></p> <p><b>6AV6352-1DL31-6AA0</b></p> <p><b>6AV6352-1DM31-6AA0</b></p> <p><b>6AV6352-1DN31-6AA0</b></p> <p><b>6AV6352-1DP31-6AA0</b></p>	<p><b>WinCC OA redundancy</b></p> <p>In the case of redundant servers, two server licenses and two WinCC OA redundancy options are required for each redundant server pair.</p> <p><b>WinCC OA Redundancy</b></p> <p>Extends a WinCC OA Server with the option of bumpless switchover to a hot standby server.</p> <p><b>6AV6351-1FP31-6AA0</b></p>
<p><b>WinCC OA parameter assignment and development license</b></p> <p>Client, parameterization and development license for single operator station, graphic editor with symbol catalog, user-friendly script development language, alerting, extended trend, and historical recording.</p>		<p><b>WinCC OA distributed systems</b></p> <p>Enables the connection of several autonomous WinCC OA systems. Each server requires one server license and one distributed systems option. In the case of redundant servers, 2 licenses are required for the redundant server pair.</p> <p><b>WinCC OA distributed systems</b></p> <p>Extends a WinCC OA Server to include the Multiserver option.</p> <p><b>6AV6351-1GP31-6AA0</b></p>
<p><b>WinCC OA Para for single-user station</b></p> <p>Requires a corresponding single-user station license.</p>	<b>6AV6351-1EA31-6AA0</b>	<p><b>WinCC OA Disaster Recovery System</b></p> <p><b>WinCC OA Disaster Recovery Center</b></p> <p>Allows configuration of a remote backup control center. A disaster recovery center comprises two distributed systems. Both systems must be redundant. Requires Oracle databases and RDB. Refer to the online help for example configurations. Each server in the Disaster Recovery System requires one WinCC OA Disaster Recovery Center option.</p> <p><b>6AV6352-1AA31-6AA0</b></p>
<p><b>WinCC OA Para</b></p> <p>Requires corresponding server license.</p>	<b>6AV6351-1EP31-6AA0</b>	
<p><b>WinCC OA Para Remote</b></p> <p>Client, parameterization and development license for remote access to server.</p>	<b>6AV6351-1EQ31-6AA0</b>	
<p><b>WinCC OA API interface gen.</b></p> <p>Application programming interface for the integration of customer-specific managers or drivers. One license is required for each development workstation. We strongly recommend the participation in a Certified WinCC OA Developer Workshop when ordering this product for the first time.</p>	<b>6AV6351-1EK31-6AA0</b>	<p><b>SIMATIC WinCC Open Architecture V3.16 communication</b></p> <p><b>WinCC OA TLS Gateway</b></p> <p>Gateway acc. to TLS regulations via TCP/IP</p> <p><b>6AV6352-1CN31-6AA0</b></p>
<p><b>WinCC OA Custom Driver</b></p> <p>Extends a WinCC OA server license with the option of communication with a customer-specific driver. One license is required for each customer-specific driver.</p>	<b>6AV6351-1EL31-6AA0</b>	<p><b>WinCC OA Teleperm M</b></p> <p>Driver for Teleperm M Bus C275 (requires an Ako-Tec Bridge)</p> <p><b>6AV6352-1BB31-6AA0</b></p>
<p><b>WinCC OA Custom Manager</b></p> <p>Extends a WinCC OA server license with the option of communicating with a customer-specific manager. One license is required for each customer-specific manager</p>	<b>6AV6351-1EM31-6AA0</b>	<p><b>WinCC OA S7 Plus TCP/IP</b></p> <p>S7 Plus driver for the new S7-1200, S7-1500 controllers, open controllers and PLC Sim, supports symbolic addressing, all protection levels and browsing of TIA Portal projects</p> <ul style="list-style-type: none"> <li>• 8 connections</li> <li>• 64 connections</li> <li>• 512 connections</li> </ul> <p><b>6AV6352-1CP31-6AA0</b></p> <p><b>6AV6352-1CQ31-6AA0</b></p> <p><b>6AV6352-1CR31-6AA0</b></p>
		<p><b>WinCC OA S7 TCP/IP driver</b></p> <p>TCP/IP driver for Siemens Industrial Ethernet.</p> <p><b>6AV6352-1BC31-6AA0</b></p>

## HMI Software

### SCADA System SIMATIC WinCC Open Architecture

#### SIMATIC WinCC Open Architecture

Ordering data	Article No.	Article No.
<b>WinCC OA Modbus TCP/IP driver</b> Driver for Modbus TCP/IP	<b>6AV6352-1BD31-6AA0</b>	
<b>WinCC OA Modbus TCP/IP Server</b> The WinCC OA Modbus/TCP server allows Modbus/TC-clients to query and represent data from a WinCC OA system within the Modbus data model.	<b>6AV6352-1CS31-6AA0</b>	
<b>WinCC OA Ethernet/IP</b> Driver for Allen Bradley - Rockwell EtherNet/IP	<b>6AV6352-1CK31-6AA0</b>	
<b>WinCC OA SAIA S-Bus</b> Driver for SAIA controllers (SAIA S bus)	<b>6AV6352-1BW31-6AA0</b>	
<b>WinCC OA SSI driver</b> Driver for SAT telecontrol components	<b>6AV6352-1BF31-6AA0</b>	
<b>WinCC OA SNMP</b> Driver SNMP – network monitoring (V2&V3)	<b>6AV6352-1BG31-6AA0</b>	
<b>WinCC OA BACnet Driver + Diagnostics</b> Extends a WinCC OA Server to include a license for using the WinCC OA BACnet online engineering environment consisting of WinCC OA BACnet driver, WinCC OA BACnet object library including faceplates, and WinCC OA BACnet browser (max. 5 000 objects per server).	<b>6AV6352-1DA31-6AA0</b>	
<b>WinCC OA IEC 104</b> Driver IEC 60870-5-104	<b>6AV6352-1BH31-6AA0</b>	
<b>WinCC OA IEC 101</b> Driver IEC 60870-5-101	<b>6AV6352-1BJ31-6AA0</b>	
<b>WinCC OA IEC 61850/61400</b> Expands a WinCC OA Server with a license for using the IEC 61850 protocol comprising the IEC 61850 driver (client in accordance with IEC 61850 Standard Part 7 & Part 8 Edition 2 & IEC 61400-25) and the IEC 61850 browser.	<b>6AV6352-1BV31-6AA0</b>	
<b>WinCC OA DNP3</b> Driver DNP3 for connecting DNP3 devices <ul style="list-style-type: none"> <li>• 10 DNP3 devices</li> <li>• 25 DNP3 devices</li> <li>• 50 DNP3 devices</li> <li>• 250 DNP3 devices</li> <li>• Unlimited</li> </ul>	<b>6AV6352-1BK31-6AA0</b> <b>6AV6352-1BL31-6AA0</b> <b>6AV6352-1BM31-6AA0</b> <b>6AV6352-1BN31-6AA0</b> <b>6AV6352-1BP31-6AA0</b>	
<b>WinCC OA SINAUT</b> Driver SINAUT for connecting controllers <ul style="list-style-type: none"> <li>• For connecting a maximum of 10 controllers</li> <li>• SINAUT driver for connecting up to 25 controllers</li> <li>• SINAUT driver for connecting up to 50 controllers</li> <li>• SINAUT driver for connecting up to 250 controllers</li> <li>• SINAUT driver – unlimited license</li> </ul>		<b>6AV6352-1BQ31-6AA0</b> <b>6AV6352-1BR31-6AA0</b> <b>6AV6352-1BS31-6AA0</b> <b>6AV6352-1BT31-6AA0</b> <b>6AV6352-1BU31-6AA0</b>
<b>WinCC OA RK512</b> Driver for connection via 3964R / RK512 protocol		<b>6AV6352-1CA31-6AA0</b>
<b>WinCC OA Cerberus</b> Driver for connection with the Siemens DMS7000 / Cerberus fire alarm system. Communication is implemented via the C-Bus (Cer-Ban) using the serial interface RS 232 (MK 7022).		<b>6AV6352-1CH31-6AA0</b>
<b>WinCC OA OPC HDA server</b> The WinCC OA OPC Historical Data Access (HDA) Server provides archived process data from a WinCC OA project. (Status version: "OPC HDA 1.20" (mandatory functions))		<b>6AV6352-1CL31-6AA0</b>
<b>WinCC OA OPC HDA Client</b> The WinCC OA OPC Historical Data Access (HDA) Client allows access to the process data provided by any OPC HDA Servers (Version: "OPC HDA 1.20" (mandatory functions))		<b>6AV6352-1CM31-6AA0</b>
<b>WinCC OA OPC UA Server</b> The WinCC OA OPC UA server allows OPC UA clients to query the data of a WinCC OA system. Version: "OPC UA Server 1.03" (mandatory functions).		<b>6AV6352-1CJ31-6AA0</b>

More information is available on the Internet at:

<http://www.siemens.com/wincc-open-architecture>

## Overview

SIMATIC WinCC Open Architecture is a SCADA system for visualizing and operating processes, production flows, machines and plants in all industrial sectors.

SIMATIC WinCC OA is built consistently on object-oriented structures. Due to this consistent and well-considered use of object-oriented structures, from process images to the database, the engineering costs improve for SIMATIC WinCC OA customers.

Distributed systems enable the connection of up to 2 048 autonomous SIMATIC WinCC Open Architecture systems via a single network. Each subsystem can be configured either as single-user or multi-user system, each of which may be redundant or non-redundant.

Current version: **SIMATIC WinCC Open Architecture V3.16**

Executable under:

- Windows 10 (64-bit)
- Windows 7 Ultimate/Enterprise/Professional SP1 (64-bit)
- Windows 7 Ultimate SP1 (64-bit)
- Windows Server 2016 (64-bit)
- Windows Server 2012 R2 (64-bit)
- Red Hat Enterprise Linux 7.4 (64-bit)
- OpenSuse Leap 42.3 (64-bit)
- CentOS 7.4
- SLES 12.1 (64-bit)
- VMWare ESXi Version 6
- VMWare Cluster (HA)

Note:

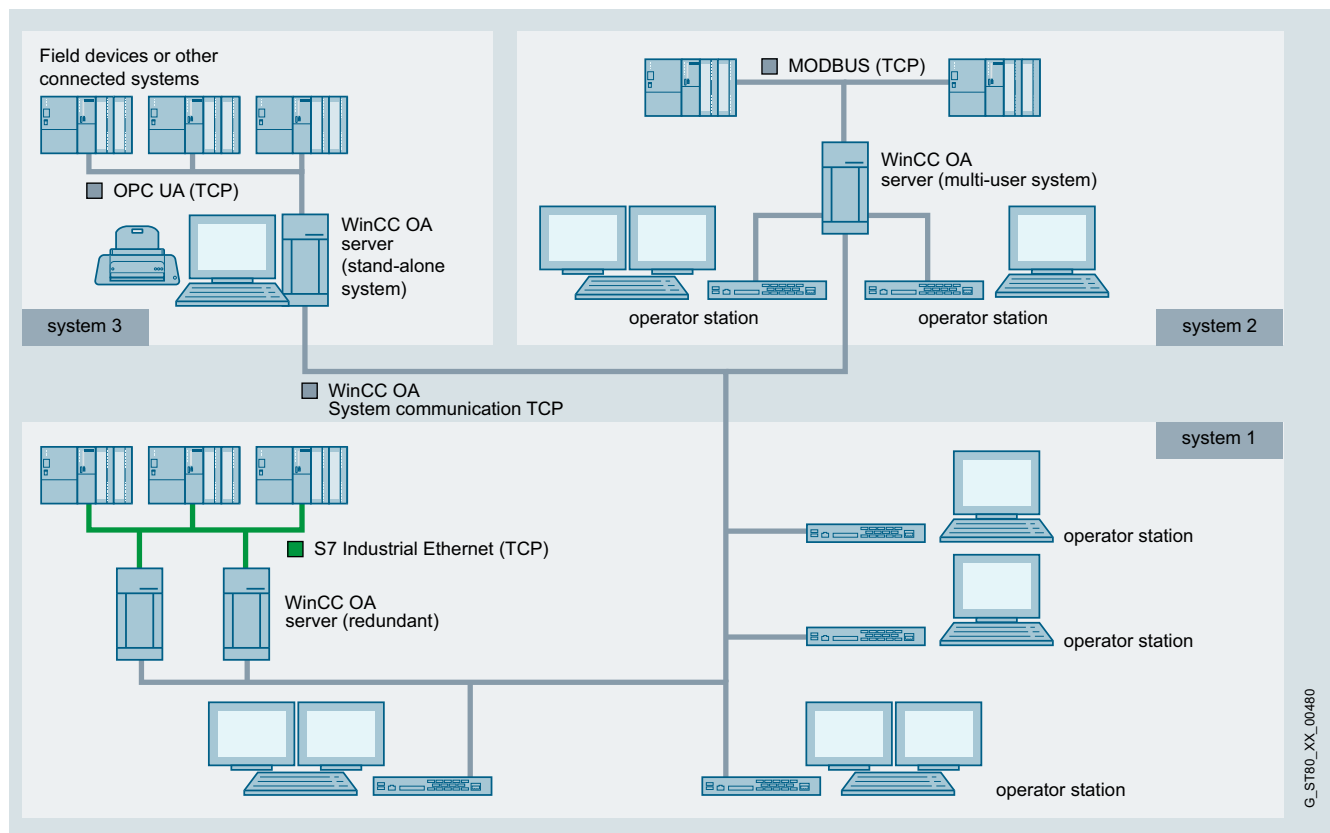
Native 64-bit support.

## Function

### SIMATIC WinCC Open Architecture add-ons

The universal WinCC Open Architecture basic software is the basis for modular expansions.

These functional expansions are available in the form of WinCC Open Architecture add-ons.



Distributed systems with WinCC OA

G\_ST80\_XX\_00480

## HMI Software

### SCADA System SIMATIC WinCC Open Architecture

#### SIMATIC WinCC Open Architecture add-ons

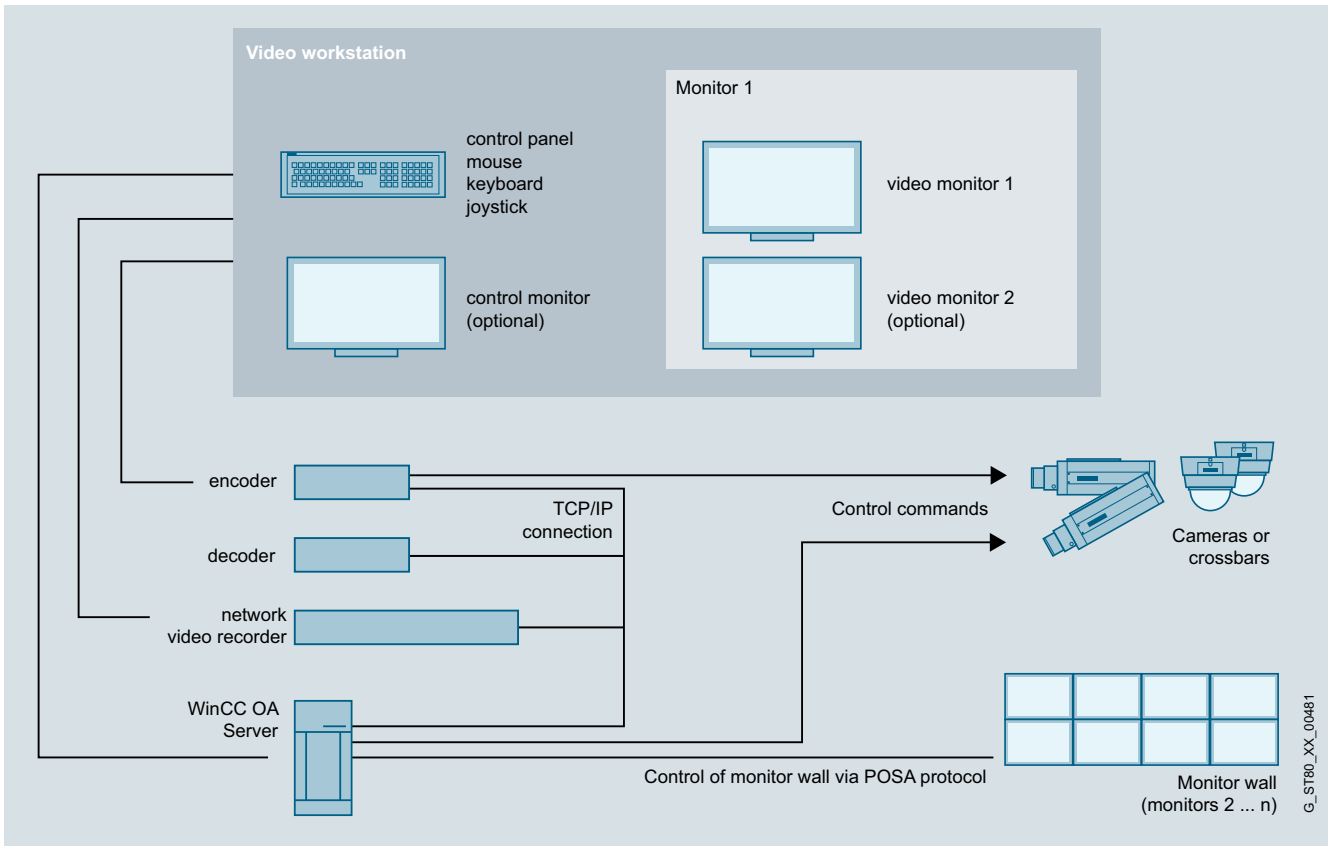
##### Function (continued)

Add-ons	Task
<b>BACnet</b>	BACnet provides an integrated BACnet-compliant online/offline engineering solution for building automation technology, including object library. Designed for heating, ventilation and air-conditioning, lighting control and safety systems.
<b>S7 AdvancedLib object library</b>	The S7 AdvancedLib (AdvS7) is an industry-independent object library that permits the use and visualization of objects from the process control system (e.g.: drives, valves, regulators, motors, etc.) in a project with WinCC OA and S7. In addition to the WinCC OA and AdvS7 license, the use of S7 AdvancedLib requires the use of the relevant library on the SIMATIC side.
<b>Maintenance package</b>	Includes the following functions: Operating hours counter, operating cycle counter and maintenance log.
<b>Scheduler</b>	Permits the creation, parameterization and management of time programs that allow the time and event-driven triggering of specific actions.
<b>Recipes</b>	WinCC OA recipes allow setpoints or commands for certain data point elements to be sent simultaneously. Based on "recipe types", which define the quantity of the assigned data point elements, recipes are created that send their values to the data point elements upon activation.
<b>GIS Viewer</b>	With the help of this viewer, standardized cards of a geo-information system (GIS) can be fully integrated in WinCC OA. Furthermore, it is possible to display all WinCC OA objects in the cards.
<b>Reporting</b>	Web-based reporting is implemented using the standardized Simple Object Access Protocol (SOAP) reporting interface. Reporting tools from third-party suppliers can thus be used with no additional effort. The BIRT templates that are also provided, as well as the predefined reporting data, further simplify the reporting. <ul style="list-style-type: none"> <li>• Web-capable reporting interface (SOAP): <ul style="list-style-type: none"> <li>- ECLIPSE BIRT (large number of reporting templates for ECLIPSE BIRT are also supplied)</li> <li>- Crystal Reports</li> <li>- SIMATIC Information Server</li> <li>- Microsoft Excel</li> </ul> </li> <li>• Online values, history</li> <li>• Support of compressed data, SQL, alarms</li> <li>• Diagnostic tools</li> <li>• Audit trail</li> </ul>
<b>Excel report</b>	Powerful report generator directly in Microsoft Excel. Templates can be created easily and directly in Excel. If a report has to be created over a defined period of time, the system accesses the template and automatically completes it with data from the WinCC OA process database. Reports can also be created, printed and saved on a time-controlled basis, without any need for user access. The Excel Report fully supports compression structures (AC - archive compression) of WinCC OA.

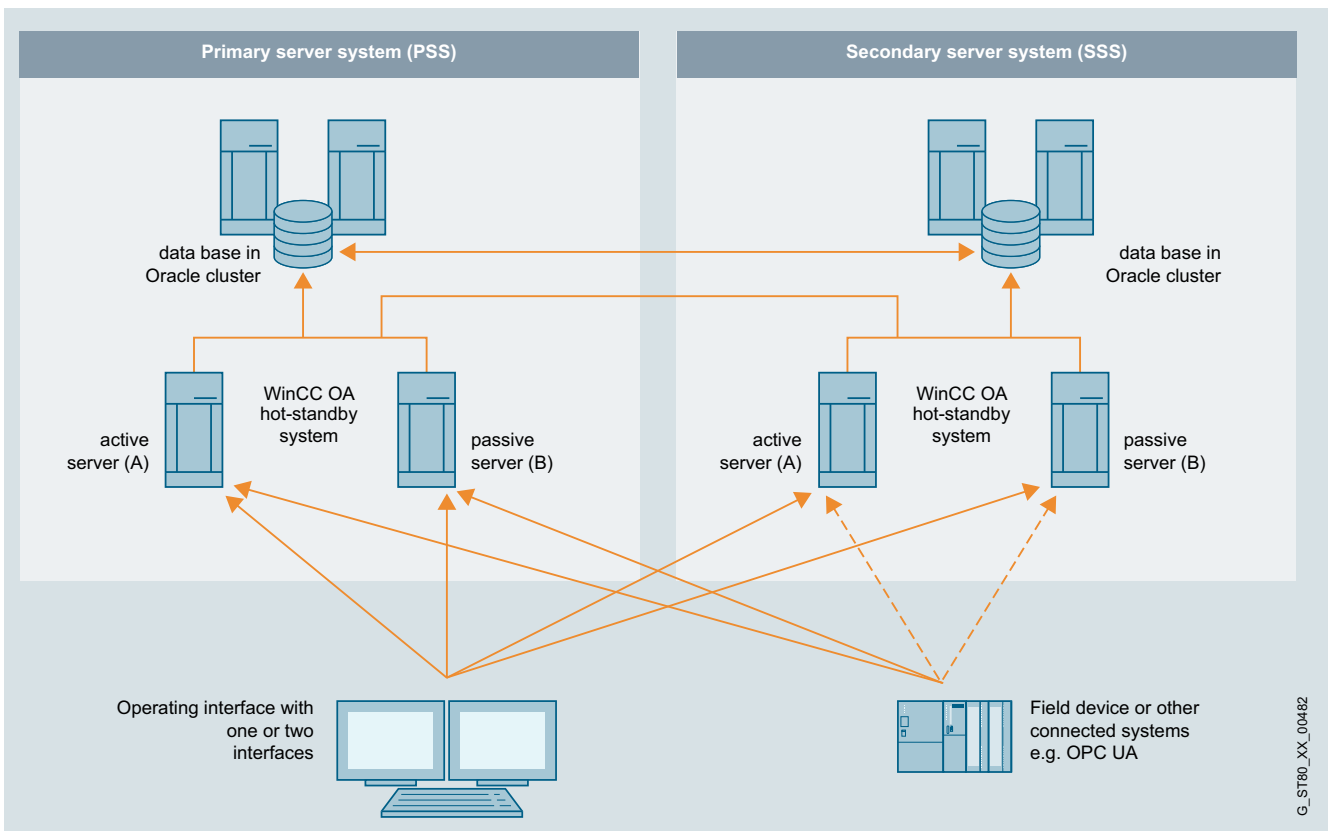
Add-ons	Task
<b>Communication Center</b>	Stands for modern alarm management/remote alerting and communication using the latest standards and various media. The Communication Center creates synergies by using the various interfaces for remote alerting via the control system. Text message and email media are covered with the Communication Center.
<b>VIDEO (see figure below)</b>	Enables the integration of a video management system in WinCC OA. Through the combination of SCADA and video monitoring in one system, the costs for separate video interfaces and the additional expense of maintenance and operation can be saved, and the period of training for operating personnel can also be reduced.
<b>HTTP server</b>	For displaying WinCC OA data via Intranet and Web.
<b>Authentication via Kerberos</b>	A WinCC OA system can be exposed to a variety of attacks. An unauthorized WinCC OA system could set up a connection to the distribution manager or hackers could try to manipulate WinCC OA messages. Secure authentication has been developed to prevent such attacks. The authentication based on Kerberos enables each WinCC OA component to verify the identity of another component. WinCC OA servers can verify the identity of the clients and clients can verify the identity of the servers. In addition, Kerberos ensures that messages are not modified during their transmission (capture-replay attacks are prevented). Furthermore, it is also possible to send messages in encrypted form.
<b>WinCC OA Mobile UI</b>	The mobile UI is a native UI for Android and iOS. The app can be downloaded from the appropriate app store. Use requires configuration of a web server. Only the number of simultaneously active mobile UIs is counted. Supported Android and iOS devices are listed in the online help.
<b>WinCC-OA Desktop UI</b>	An additional operator station license with all server operator station functionalities. Only the number of simultaneously active Desktop UIs is counted. Use requires installation on the server and configuration of a web server. Engineering in the Desktop UI is not possible.
<b>Ultralight UX Client</b>	A "thin client" that is suitable for plant access via a PC workstation and a browser. Access is possible via a standard Web browser without the need for any additional installations. Only the number of simultaneously active Ultralight UXs is counted. Supports a subset of the standard client functionality. Please note the Ultralight UX Client restrictions in the online help.
<b>WinCC OA OPERATOR</b>	Permits operation and visualization of a WinCC OA installation via iPhone and iPad. Process data, plant availability, and plant status can all be displayed. Location filtering provides a rapid overview of all spatially distributed systems including summation alarms.
<b>Disaster Recovery System (see figure below)</b>	This system expands the simple redundancy to include a second redundant system, to which the system can switch over in the event of a fault (e.g. fire or explosion in the building of the primary system). By means of this additional local redundancy, the highest level of system stability is obtained.



Function (continued)



Network topology Video



Disaster Recovery System architecture with WinCC OA



## HMI Software

### SCADA System SIMATIC WinCC Open Architecture

#### SIMATIC WinCC Open Architecture add-ons

Ordering data	Article No.	Article No.	
<b>WinCC OA SmartSCADA 3.16 KPI Toolbox</b> Allows performance indicator definitions and performance indicator instances to be created either in the user-friendly formula editor or freely in the CONTROL. The devices are connected by means of a context-based search in the system model or in data points. The performance indicators can be calculated manually, event-driven or cyclically. Online engineering takes place in its own Wizard (no para license included). It includes 20 KPI instances.	6AV6352-1PA31-6AA0	<b>WinCC OA S7 AdvancedLib</b> Runtime license for using the object library WinCC OA S7 AdvancedLib, coordinated with the SIMATIC object library also supplied, which is free of charge until revoked. License required for each server. The PLC section of this library is the intellectual property of Siemens AG - a software sublicense contract to this effect must be signed and returned before the SIMATIC Object Library can be obtained.	6AV6352-1DD31-6AA0
<b>WinCC OA SmartSCADA 3.16 KPI Expansion 100</b> Performance indicator toolbox expanded to include another 100 KPI instances.	6AV6352-1PB31-6AA0	<b>WinCC OA Maintenance</b> Maintenance management for recording operating hours, switching cycles, alarm handling and notepad function. License required for each server.	6AV6352-1DE31-6AA0
<b>WinCC OA SmartSCADA 3.16 Analysis Toolbox 1 year subscription</b> Wizards enable the data analysis of historical data and the learning of a statistical mode for system classification. The integration of the "R" CONTROL statistics toolbox makes a large variety of statistical evaluations available. Online engineering takes place in its own Wizard (no para license included). The license can only be issued for a limited period (subscription model). The time limitation applies to this feature only, and not to the complete WinCC OA license.	6AV6352-1PC31-6AA0	<b>WinCC OA Scheduler</b> Daily, weekly and monthly program, as well as individual non-periodic events with consideration of public holidays, assignment of priority and override function. License required for each server.	6AV6352-1DF31-6AA0
<b>WinCC OA BACnet driver + diagnostics</b> Extends a WinCC OA Server to include a license for using the WinCC OA BACnet online engineering environment consisting of WinCC OA BACnet driver, WinCC OA BACnet object library including faceplates, and WinCC OA BACnet browser (max. 5 000 objects per server).	6AV6352-1DA31-6AA0	<b>WinCC OA Recipe</b> Creation of any recipe types and recipes, acceptance of current process values as recipe, activation/download to data points, import and export (Microsoft Excel). License required for each server.	6AV6352-1DG31-6AA0
<b>WinCC OA BACnet Engineering</b> Extends a WinCC OA Server to include a license for using the WinCC OA BACnet engineering environment consisting of WinCC OA BACnet browser, WinCC OA EDE-Tool + EDE file interface (requires the WinCC OA engineering license) (max. 5 000 objects per server).	6AV6352-1DB31-6AA0	<b>WinCC OA RDB</b> RDB Oracle connection for WinCC OA Server. Oracle licenses are not included. License required for each server. (RDB for CentOS and OpenSuse are not supported).	6AV6352-1DH31-6AA0
<b>WinCC OA GIS</b> GIS viewer for displaying ESRI Shapes Files. A license is required for Pro UI. Can be used in a WinCC OA Desktop UI and WinCC OA Ultralight UX. Maps are not included. Dynamization performed using Ctrl scripting.	6AV6352-1DC31-6AA0	<b>WinCC OA DB Logger</b> The WinCC OA DB Logger permits the export of freely selectable data from WinCC OA to an external database. See the online help for further information.	6AV6352-1DJ31-6AA0
		<b>Solution Frameworks</b> The Solution Frameworks are only available in combination with consulting and additional testing overhead, and not as standard products.	
		<b>WinCC OA PMS</b> Application framework for the implementation of production management systems. The framework offers functions for recording and evaluating production and batch-related quality data. The framework also offers functions for fine production planning and machine assignment. A system administration according to ANSI S95 can be implemented at little cost. This item is not available as a sole product, only in combination with consulting and additional testing overhead.	6AV6352-1EA31-6AA0

Ordering data	Article No.	Article No.
<b>WinCC OA topology package</b> The topology package is an application framework enabling the topological coloring of network views. A qualitative statement is made regarding which parts (nodes, line section, etc.) of a network are directly connected to which infeed units in a connection established by switching elements. This item is not available as a sole product, only in combination with consulting and additional testing overhead.	6AV6352-1EB31-6AA0	<b>Communication Center</b> Remote alarm messaging via text message and email. Basic package for alarms. Output as text message or email is possible. Price per WinCC OA Server.
<b>WinCC OA ACAS</b> WinCC OA Advanced Command Authority Suite framework for managing and visualizing authority settings. The license includes the management panel and panel expansions for alarm, horn and acknowledgement functions. This item is not available as a sole product, only in combination with consulting and additional testing overhead.	6AV6352-1EC31-6AA0	<b>WinCC OA CommCenter 1</b> 6AV6352-1GA31-6AA0 Basic package for 25 alarms.
<b>WinCC OA APM</b> The WinCC OA Framework APM – Advanced Playback Manager – allows you to play back the system status of the real-time system in a test/simulation system. The APM offers the following functions: Snapshot (moment in time), playback (time range), training sequence. Please note that the APM Package does not include any simulation of the process or of the associated open loop control. Since APM is a framework, we urgently recommend that you use our Consulting Service for project-specific integration.	6AV6352-1ED31-6AA0	<b>WinCC OA CommCenter 2</b> 6AV6352-1GB31-6AA0 Basic package for 250 alarms.
<b>Reporting</b> Expands a WinCC OA Server to include a reporting interface for active connections (clients) for the evaluation of WinCC OA data by means of a third-party tool such as BIRT, Crystal Reports or MS Excel. Licenses for third-party tools are not supplied. <ul style="list-style-type: none"> <li>• 1 client</li> <li>• 2 clients</li> <li>• 5 clients</li> <li>• 10 clients</li> </ul>	6AV6352-1FE31-6AA0 6AV6352-1FF31-6AA0 6AV6352-1FG31-6AA0 6AV6352-1FH31-6AA0	<b>WinCC OA CommCenter 3</b> 6AV6352-1GC31-6AA0 Basic package for 2 500 alarms.
		<b>WinCC OA CommCenter 4</b> 6AV6352-1GD31-6AA0 Basic package for unlimited alarms.
		<b>Video management</b> Permits the display of video streams in the client UI, as well as the control of video equipment (swivel cameras, recorders, ...). More detailed information and details of supported hardware can be obtained from the online help. Streams are parallel, actively displayed external or displayed recorded video signals. Necessary WinCC OA Server licenses do not require additional I/Os. Two licenses are required for one redundant WinCC OA server pair.
		<b>WinCC OA Video Light</b> 6AV6352-1JA31-6AA0 Permits connection of 16 video inputs (cameras) and simultaneous display of 4 video outputs (streams). This package cannot be expanded.
		<b>WinCC OA Video Basic</b> 6AV6352-1JB31-6AA0 The Video Basic package facilitates operation of the WinCC OA Video add-on. It includes numerous features required for video functions. Does not contain any cameras; these must be purchased separately.
		<b>WinCC OA Video - Video sources</b> 6AV6352-1JH31-6AA0 With this expansion license, additional cameras are integrated into the system in addition to the basic package. <ul style="list-style-type: none"> <li>• WinCC OA Video – 1 video source 6AV6352-1JJ31-6AA0</li> <li>• WinCC OA Video – 25 video sources 6AV6352-1JK31-6AA0</li> <li>• WinCC OA Video – 50 video sources 6AV6352-1JL31-6AA0</li> <li>• WinCC OA Video – 100 video sources 6AV6352-1JM31-6AA0</li> <li>• WinCC OA Video – 250 video sources 6AV6352-1JN31-6AA0</li> <li>• WinCC OA Video – 500 video sources 6AV6352-1JP31-6AA0</li> </ul>

## HMI Software

### SCADA System SIMATIC WinCC Open Architecture

#### SIMATIC WinCC Open Architecture add-ons

Ordering data	Article No.	Article No.	
<b>WinCC OA Video Display</b> Expands the video basic system with a second external display (one is already included in the basic package).	6AV6352-1JQ31-6AA0	<b>AMS Small 100 A/E</b> The license includes the AMS application as well as up to 100 A/E = 100 checklists assigned to alarm/event DP. <sup>1)2)3)</sup>	6AV6352-1MC31-6AA0
<b>WinCC OA Web Server</b> Allows the management of different connections and resources between the WinCC OA Server and the WinCC OA UIs as well as Ultralight UX Clients. The Load Balancing feature can be activated with a number greater than 1. This feature distributes the load of multiple clients evenly across the different Web servers, thus allowing it to be scaled. With remote Web servers, multilevel architectures such as access to DMZs (demilitarized zones) can be implemented. (1 Web server is already included in the WinCC OA Server)	6AV6351-1JV31-6AA0	<b>AMS Medium 1 000 A/E</b> The license includes the AMS application as well as up to 1 000 A/E = 1 000 checklists assigned to alarm/event DP. <sup>1)2)3)</sup>	6AV6352-1MD31-6AA0
<b>Kerberos</b> <b>WinCC OA Secure</b> Extends a WinCC OA Server to include protection by Kerberos. Each WinCC OA Server requires a separate WinCC OA Secure license.	6AV6352-1LA31-6AA0	<b>AMS Large 5 000 A/E</b> The license includes the AMS application as well as up to 5 000 A/E = 5 000 checklists assigned to alarm/event DP. <sup>1)2)3)</sup>	6AV6352-1ME31-6AA0
<b>AMS (Advanced Maintenance Suite)</b> For the effective planning, administration, implementation and monitoring of maintenance work and faults. The processes are evaluated by means of statistics and reports are communicated.		<b>AMS Upgrade Large</b> The license contains an upgrade of the AMS Large 5 000 A/E license with 1 000 A/E = 1 000 checklists assigned to alarm/event DP.	6AV6352-1MF31-6AA0
<b>AMS is always only available in combination with consulting and additional testing overhead.</b> <b>AMS Starter Package 20A/E</b> This fully functional trial license valid for 90 days includes the AMS application as well as up to 20 A/E = 20 checklists assigned to alarm/event DP. <sup>1)2)3)</sup>	6AV6352-1MA31-6AA0	<b>AMS UL A/E</b> The license includes the AMS application as well as an unlimited number of alarm/event DP checklist assignments. <sup>1)2)3)</sup>	6AV6352-1MG31-6AA0
<b>AMS Entry 20 A/E</b> The license includes the AMS application as well as up to 20 A/E = 20 checklists assigned to alarm/event DP. <sup>1)2)3)</sup>	6AV6352-1MB31-6AA0	<b>AMS Client 2 UI</b> Operating station license for simultaneous use of no more than 2 parallel client sessions. The client license can be installed on more than one PC – only the number of simultaneously active clients is counted.	6AV6352-1MH31-6AA0
		<b>AMS Client 5 UI</b> Operating station license for simultaneous use of no more than 5 parallel client sessions. The client license can be installed on more than one PC – only the number of simultaneously active clients is counted.	6AV6352-1MJ31-6AA0
		<b>AMS Client 10 UI</b> Operating station license for simultaneous use of no more than 10 parallel client sessions. The client license can be installed on more than one PC – only the number of simultaneously active clients is counted.	6AV6352-1MK31-6AA0

- 1) The basic price also includes the AMS Reports packages.
- 2) AMS importer as well as 1 day of consulting for initial conceptualization by ETM Consultants (excluding travel expenses) and 5 hours of telephone support within 3 months after delivery.
- 3) AMS Reports and AMS Importer, and 1 day of consulting for initial conceptualization by ETM consultants (excluding travel expenses). This license does not include any support and cannot be expanded or extended.

More information is available on the Internet at:

<http://www.siemens.com/wincc-open-architecture>



<b>4/3</b>	<b>Industrial PC</b>				
4/3	Introduction				
	<b>Rack PC</b>				
4/5	Introduction				
4/9	SIMATIC IPC347E				
4/13	SIMATIC IPC547G				
4/19	SIMATIC IPC647D				
4/23	SIMATIC IPC847D				
	<b>Box PC</b>				
4/29	Introduction				
4/35	SIMATIC IPC227E				
4/38	SIMATIC IPC327E				
4/41	SIMATIC IPC427E				
4/44	SIMATIC IPC427D				
4/48	SIMATIC IPC627D				
4/52	SIMATIC IPC827D				
	<b>Panel PC</b>				
4/56	Introduction				
4/61	SIMATIC IPC277E				
4/64	SIMATIC IPC377E				
4/67	SIMATIC IPC477E				
4/70	SIMATIC IPC477D				
4/74	SIMATIC IPC677D				
	<b>Tablet PC</b>				
4/78	SIMATIC Industrial Tablet PC				
4/81	System components for Tablet PC				
	<b>Industrial monitors and Thin Clients</b>				
	<b>Flat Panels</b>				
4/82	SIMATIC Industrial Flat Panel				
4/102	SIMATIC Flat Panels				
4/107	SCD monitors				
4/107	SCD monitors 1900				
	<b>Thin Clients</b>				
4/108	SIMATIC Industrial Thin Client				
	<b>Devices for special requirements</b>				
4/112	Fully-enclosed devices with IP65				
4/112	SIMATIC Industrial Flat Panel PRO				
4/119	SIMATIC Flat Panel PRO				
4/121	SIMATIC Industrial Thin Client PRO				
4/122	SIMATIC Thin Client PRO				
4/124	SIMATIC IPC477E PRO				
4/126	SIMATIC IPC477D PRO				
4/130	System components for fully-enclosed IP65 devices				
4/131	Fasteners				
4/133	Extension Units and operator controls				
4/140	Extension components				
4/143	Devices with stainless steel front				
4/143	SIMATIC Industrial Thin Client INOX				
4/145	SIMATIC IFP1900 INOX PRO				
4/147	SIMATIC Industrial Flat Panel IFP2200 INOX MT ETH				
4/148	SIMATIC IPC277E 19" INOX PRO				
4/150	Devices for hazardous areas				
4/150	SIMATIC HMI Panel PC Ex NG				
4/152	SIMATIC HMI Panel PC Ex OG				
4/154	SIMATIC HMI Panel PC Ex				
4/157	SIMATIC HMI Thin Client Ex NG				
4/160	SIMATIC HMI Thin Client Ex OG				
4/163	SIMATIC HMI Thin Client Ex2				
	<b>IPC software</b>				
4/166	SIMATIC IPC Image & Partition Creator				
4/167	SIMATIC IPC DiagMonitor				
4/168	SIMATIC IPC Remote Manager				
4/169	SIMATIC IPC BIOS Manager				
4/170	SIMATIC IPC Support Package for VxWorks				
	<b>Embedded Bundles/Software Packages</b>				
4/171	Introduction				
4/172	SIMATIC IPC227E bundles				
4/173	SIMATIC IPC427E bundles				
4/175	SIMATIC IPC427D bundles				
4/178	SIMATIC IPC277E bundles				
4/179	SIMATIC IPC477E bundles				
4/181	SIMATIC IPC477D bundles				
4/183	Software Packages for SIMATIC IPC				
	<b>Industrial IoT Gateway</b>				
4/184	SIMATIC IOT2000				
4/185	SIMATIC IOT2040				
4/187	SIMATIC IOT2000 Input/Output Module				
	<b>Software Controllers</b>				
	<b>SIMATIC S7-1500 Software Controllers</b>				
4/189	CPU 1507S				
4/189	CPU 1507S F				
4/191	ODK 1500S				
4/192	ODK 1500S				
	<b>Add-on applications</b>				
4/193	ODK 1500S SQL driver,				
4/193	ODK 1500S XML Data Access driver,				
4/194	ODK 1500S FileServer				
	<b>SIMATIC WinAC</b>				
4/194	SIMATIC WinAC RTX				
4/195	SIMATIC WinAC RTX F				
4/196	SIMATIC WinAC ODK				
4/197					
	<b>PC-based Controllers</b>				
	<b>SIMATIC ET 200SP Open Controllers</b>				
4/198	CPU 1515SP PC				
4/199	ODK 1500S				
4/201					
	<b>SITOP power supplies</b>				
	<b>SITOP smart</b>				
4/202	Single-phase, 24 V DC,				
4/202	Three-phase, 24 V DC				
4/203					
	<b>DC UPS with capacitors</b>				
4/204	SITOP UPS500S, SITOP UPS501S,				
4/204	SITOP UPS500P				
	<b>DC UPS with battery modules</b>				
4/205	SITOP UPS1600				
4/205	SITOP UPS1100 battery modules				
4/206					

For communication, see next page.

## PC-based Automation



### 4/207 **Communication**

#### 4/207 Industrial Ethernet

- 4/207 Connection options to SIMATIC IPCs
- 4/208 CP 1604
- 4/209 CP 1616
- 4/210 CP 1612 A2
- 4/211 CP 1613 A2
- 4/212 CP 1623
- 4/213 CP 1626
- 4/214 CP 1628
- 4/215 HARDNET-IE S7-REDCONNECT
- 4/216 SOFTNET for Industrial Ethernet
- 4/218 SOFTNET PN IO
- 4/219 OPC server for Industrial Ethernet
- 4/220 S7 OPC Redundancy for Industrial Ethernet
- 4/221 SNMP OPC server
- 4/222 SINEMA server

#### 4/223 PROFIBUS

- 4/223 Connection options to SIMATIC PCs
- 4/224 CP 5603
- 4/226 CP 5613 A3
- 4/228 CP 5614 A3
- 4/230 CP 5623
- 4/232 CP 5624
- 4/234 CP 5612
- 4/236 CP 5622
- 4/238 CP 5711
- 4/240 SOFTNET for PROFIBUS
- 4/242 OPC server for PROFIBUS
- 4/243 S7 OPC Redundancy for PROFIBUS
- 4/244 PC adapter USB A2

**Overview****SIMATIC Industrial PC**

Our reliable and innovative SIMATIC industrial PCs are the optimal PC hardware platform for PC-based Automation from Siemens.

Rack PC

Rack PCs are flexible, high-availability industrial PC systems for powerful yet compact applications using 19" technology.

Box PC

SIMATIC Box PCs provide mechanical engineers, plant engineers and control cabinet makers with particularly rugged industrial PC systems for use in powerful yet compact applications.

Panel PC

SIMATIC Panel PCs are suitable thanks to their high industrial compatibility for use in control cabinets, consoles and control panels, as well as directly on the machine. Typical areas of application can be found in both factory and process automation.

Tablet PC

The SIMATIC Industrial Tablet PC taps new application areas within the scope of Industrie 4.0. Designed for industrial use, the SIMATIC ITP1000 delivers convincing results with its many functions for day-to-day working. Typical applications are in maintenance/service, production and measuring and testing.

Industrial monitors and Thin Clients

Flexible operator input concepts can be implemented via Flat Panel monitors or Thin Clients. These are industry-standard LCD monitors with high-contrast displays that can be located at quite some distance from the PC, or low-cost, rugged Thin Clients that offer HMI functionality over the network in larger plants spread over wide areas.

**Devices for special requirements**Fully-enclosed IP65 devices

The fully-enclosed SIMATIC PRO devices are ideal for industrial applications in harsh environments due to their extremely rugged design. They are, for example, specially designed for mounting on a support arm/pedestal.

<http://www.siemens.com/ip65-hmi-devices>

Devices with stainless steel front

SIMATIC HMI offers industry-specific versions for smooth use in accordance with regulations by modifying its standard devices. For the food and beverages industry, for example, we supply devices with stainless steel fronts, and for industries facing particularly harsh environmental conditions we offer fully-enclosed, dust and splash proof devices in a rugged aluminum enclosure with high IP65 protection.

Panels and Panel PCs with touch screens and stainless steel fronts are designed for machine-level operator control and monitoring in the food and beverages industry.

<http://www.siemens.com/inox-hmi-devices>

Devices for hazardous areas

Intrinsically safe SIMATIC Panel PCs and Thin Clients specifically developed for hazardous areas.

<http://www.siemens.com/simatic-hmi-ex>

IPC software

A graded concept is available for effective early detection of potential failures and minimization of actual downtimes. It consists of hardware and software expansion options specially developed for SIMATIC IPCs, which can be used to increase availability on a system-specific basis, depending on safety requirements.

The following components are available:

- SIMATIC IPC Image & Partition Creator
- SIMATIC IPC DiagMonitor
- SIMATIC IPC Remote Manager
- SIMATIC IPC Support Package for VxWorks V1.1

Embedded bundles with industrial PCs

Embedded industrial PCs are available at attractive prices as ready-to-use SIMATIC embedded bundles complete with a Windows Embedded operating system and pre-installed and pre-configured SIMATIC visualization and control software. They are efficient, cost-effective and ready-to-use complete packages that enable significantly faster commissioning.

<http://www.siemens.com/simatic-embedded-bundles>

Software packages for SIMATIC IPCs

Software packages are offered for all available SIMATIC IPCs that, when ordered, produce genuine price advantages. All you have to do is: select your SIMATIC IPC, configure it, and order it together with the SIMATIC WinCC RT Advanced, WinCC RT Professional and WinCC V7 software and also the SIMATIC WinAC RTX (F) software controller.

<http://www.siemens.com/simatic-ipc-packages>

## PC-based Automation

### Industrial PC

#### Introduction

#### More information

##### ***Notes on the scope of supply***

Microsoft operating systems are pre-installed in an OEM version.

The scope of supply also includes:

- Recovery CD for simple reinstallation of the operating system (not for Windows Embedded)
- Restore DVD (hard disk image) for fast and very easy restoration of the PC delivery status
- SIMATIC IPC Documentation and Drivers DVD
- Compact Operating Instructions (English/German/French/Spanish/Italian/Chinese)
- Electronic manual on IPC Documentation and Drivers DVD (English/German)

Additional information is available on the Internet at:

<http://www.siemens.com/simatic-ipc>



## Overview



Rack PCs are flexible, high-availability industrial PC systems for powerful yet compact applications using 19" technology.

Four device classes are available for different requirements:

**SIMATIC IPC347** – high performance at an optimized price

**SIMATIC IPC547** – latest technology and maximum performance

**SIMATIC IPC647** – maximum compactness combined with maximum industrial functionality

**SIMATIC IPC847** – maximum expandability and industrial functionality

### Shared industrial functionality of the IPC series 547, 647 and 847

- Maximum system performance for complex automation tasks and computationally intensive PC tasks in the industrial environment through use of Intel Core processors
- Designed for 24-hour continuous operation
- Monitoring and diagnostics functions (e.g. temperature, fan, watchdog)
- RAID1 configuration (mirrored drives), optionally in hot swap drive bays
- Hard disks with capacities up to 1 TB for large volumes of data
- SSD (solid-state drive), also as RAID1 configuration, optional
- Redundant AC power supply, optional
- Compact dimensions for installation in control cabinets only 500 mm deep
- Dust protection thanks to overpressure ventilation concept with fan on the front and dust filter
- Lockable front door
- Service-friendly equipment design due to prepared telescopic rail mounting
- Service-friendly device design due, for example, to the replacement of filters/fans from the front without the need for tools, or opening of the enclosure with just one screw.
- Universal implementation as an industrial workstation or server
- Operating system pre-installed and activated for fast startup
- Fast restoration of the delivery status of the HDD thanks to restore DVD
- High flexibility and expandability of components
- PCI and PCI Express expansion slots
- Independent industrial product design

### **SIMATIC IPC347E – high performance at an optimized price**

- Intel Pentium and Intel Core i processors, 4th Generation
- Lockable front flap
- Uninterrupted duty at 40 °C ambient temperature without power loss
- Dust protection thanks to overpressure ventilation concept with fan on the front and dust filter
- PCI and PCI Express expansion slots
- 7 configurations available ex stock at short notice
- Availability approx. 3 years
- Guaranteed spare parts availability for at least 3 years

### **SIMATIC IPC547G – latest technology and maximum performance at an attractive price**

- Intel Core i processors 6th Generation and Xeon
- Maximum processor performance in maximum configuration without loss of power (throttling) at ambient temperatures of up to 40 °C
- Optional RAID5 configuration (striping with parity) in hot swap drive bays
- RAID1 and RAID5 configurations with additional hot spare hard disk, optional
- Hard disks with capacities up to 2 TB for large volumes of data
- Low noise output thanks to controlled fans
- Status and alarm LEDs at the front for signaling critical system states
- Availability approx. 3 years
- Guaranteed spare parts availability for at least 3 years

## PC-based Automation

### Industrial PC

#### Rack PC

##### Overview (continued)

##### ***SIMATIC IPC647D – maximum compactness combined with maximum industrial functionality***

- Maximum compactness due to 4 free PCI/PCI Express slots for installing long expansion cards
- High thermal stability up to 50 °C ambient temperature, even at maximum processor performance
- High vibration/shock resistance thanks to special hard disk holders
- Intel Core i processors 4th Generation and Xeon
- ECC memory, optional
- Hardware RAID PCIe x8 controller incl. ZMM and SAS hard disks in hot-swappable removable drive bay
- Front LED concept for efficient self-diagnostics, e.g. monitoring of hard disks in RAID1 configurations, fans or the status display for Ethernet, PROFINET and PROFIBUS.
- Integrated PROFIBUS DP/MPI or PROFINET interface (optional)
- High component/design continuity
- Motherboard developed and manufactured by Siemens
- Availability for at least 5 years
- Guaranteed spare parts availability for at least 5 years

##### ***SIMATIC IPC847D – maximum expandability and industrial functionality***

- Maximum expandability due to 11 free PCI/PCI Express slots for installing long expansion cards
- High thermal stability up to 50 °C ambient temperature, even at maximum processor performance
- High vibration/shock resistance thanks to special hard disk holders
- Intel Core i processors 4th Generation and Xeon
- Optional RAID5 configuration (striping with parity) in hot swap drive bay
- RAID1 and RAID5 configurations with additional hot spare hard disk or SSD, optional
- ECC memory, optional
- Hardware RAID PCIe x8 controller incl. ZMM and SAS hard disks in hot-swappable removable drive bay
- AC power supply with UPS (**U**ninterruptible **P**ower **S**upply) functionality incl. maintenance-free lead-tin battery
- Front LED concept for efficient self-diagnostics, e.g. monitoring of hard disks in RAID1 configurations, fans or status displays for Ethernet, PROFINET and PROFIBUS
- Integrated PROFIBUS DP/MPI or PROFINET interface (optional)
- High component/design continuity
- Motherboard developed and manufactured by Siemens
- Availability for at least 5 years
- Guaranteed spare parts availability for at least 5 years

## Technical specifications

Rack PC	SIMATIC IPC347E	SIMATIC IPC547G	SIMATIC IPC647D	SIMATIC IPC847D
<b>Design</b>				
19" rack	4 U	4 U	2 U	4 U
Housing depth	463 mm	447 mm or 357 mm	447 mm	447 mm
Prepared for telescopic rails	•	•	•	•
Horizontal/vertical installation	• / -	• / •	• / -	• / •
19" mounting bracket can be removed from outside	•	•	•	•
Tower kit (optional)	-	•	-	•
<b>General features</b>				
Processor	<ul style="list-style-type: none"> <li>Intel Pentium Dual Core G3420 (2C/2T, 3.2 GHz)</li> <li>Intel Core i5-4570S (4C/4T, 2.9 (3.6) GHz)</li> </ul>	<ul style="list-style-type: none"> <li>Intel Xeon E3-1275 v5 <sup>1)</sup> (4C/8T, 3.6 (4.0) GHz)</li> <li>Intel Core i7-6700 (4C/8T, 3.4 (4.0) GHz)</li> <li>Intel Core i5-6500 (4C/4T, 3.2 (3.6) GHz)</li> <li>Intel Pentium G4400 (2C/2T, 3.3 GHz)</li> </ul>	<ul style="list-style-type: none"> <li>Intel Xeon E3-1268L v3 (4C/8T, 2.3 (3.3) GHz)</li> <li>Intel Core i5-4570TE (2C/4T, 2.7 (3.3) GHz)</li> <li>Intel Core i3-4330TE (2C/4T, 2.4 GHz)</li> </ul>	<ul style="list-style-type: none"> <li>Intel Xeon E3-1275 V3 (4C/8T, 3.5 (3.9) GHz) <sup>2)</sup></li> <li>Intel Xeon E3-1268L v3 (4C/8T, 2.3 (3.3) GHz)</li> <li>Intel Core i5-4570TE (2C/4T, 2.7 (3.3) GHz)</li> <li>Intel Core i3-4330TE (2C/4T, 2.4 GHz)</li> </ul>
Main memory	<ul style="list-style-type: none"> <li>2/4/8 GB, expandable up to 16 GB</li> </ul>	<ul style="list-style-type: none"> <li>4 GB, expandable up to 64 GB <sup>1)</sup></li> </ul>	<ul style="list-style-type: none"> <li>2 GB, expandable up to 32 GB</li> <li>ECC optional</li> </ul>	<ul style="list-style-type: none"> <li>2 GB, expandable up to 32 GB</li> <li>ECC optional</li> </ul>
Slots for expansions (all lengths up to 312 mm)	<ul style="list-style-type: none"> <li>1 x PCI Express x16 (16 lanes)</li> <li>1 x PCI Express x8 (2 lanes)</li> <li>1 x PCI x1 (1 lane)</li> <li>4 x PCI</li> </ul>	<ul style="list-style-type: none"> <li>1 x PCI Express x16 (16 lanes)</li> <li>1 x PCI Express x16 (4 lanes) <sup>1)</sup></li> <li>1 x PCI Express x8 (1 lane)</li> <li>1 x PCI Express x4 (4 lanes) <sup>1)</sup></li> <li>1 x PCI Express x4 (1 lane)</li> <li>2 x PCI</li> </ul> <p>or</p> <ul style="list-style-type: none"> <li>1 x PCI Express x16 (16 lanes)</li> <li>1 x PCI Express x16 (1 lane)</li> <li>1 x PCI Express x8 (1 lane)</li> <li>2 x PCI Express x4 (1 lane)</li> <li>2 x PCI</li> </ul>	<ul style="list-style-type: none"> <li>2 x PCI</li> <li>2 x PCI Express x16 (8 lanes)</li> </ul> <p>or</p> <ul style="list-style-type: none"> <li>3 x PCI Express x16 (4 lanes)</li> <li>1 x PCI Express x16 (8 lanes)</li> </ul> <p>or</p> <ul style="list-style-type: none"> <li>2 x PCI Express x16 (4 lanes)</li> </ul>	<ul style="list-style-type: none"> <li>7 x PCI</li> <li>1 x PCI Express x16 (16 lanes)</li> <li>3 x PCI Express x4 (1 lane)</li> </ul> <p>or</p> <ul style="list-style-type: none"> <li>3 x PCI</li> <li>1 x PCI Express x16 (8 lanes)</li> <li>4 x PCI Express x16 (4 lanes)</li> <li>3 x PCI Express x4</li> </ul>
Onboard graphics	<ul style="list-style-type: none"> <li>1 x DVI-D</li> <li>1 x VGA</li> </ul>	<ul style="list-style-type: none"> <li>1 x or 2 x <sup>1)</sup> DisplayPort</li> <li>1 x DVI-D</li> <li>1 x VGA (via DP adapter cable, optional)</li> </ul>	<ul style="list-style-type: none"> <li>2 x DisplayPort</li> <li>1 x DVI-I</li> <li>1 x VGA (via adapter cable, optional)</li> </ul>	<ul style="list-style-type: none"> <li>2 x DisplayPort</li> <li>1 x DVI-I</li> <li>1 x VGA (via adapter cable, optional)</li> </ul>
Graphics card (optional)	-	PCI Express x16 (2 x VGA or 2 x DVI-D)	PCI Express x16 (2 x VGA or 2 x DVI-D)	PCI Express x 16 (2 x VGA or 2 x DVI-D)
<b>Operating system</b>				
None	•	•	•	•
Preinstalled and activated, supplied on restore DVD	<ul style="list-style-type: none"> <li>Windows 7 Ultimate, multi-language (64-bit)</li> </ul>	<ul style="list-style-type: none"> <li>Windows 7 Ultimate, multi-language (32-bit/64-bit)</li> <li>Windows 10 Enterprise 2016, LTSB, multi-language (64-bit)</li> <li>Windows 10 Enterprise 2015, LTSB, multi-language (64-bit)</li> <li>Windows Server 2008 R2 incl. 5 clients, multi-language (64-bit)</li> <li>Windows Server 2012 R2 incl. 5 clients, multi-language (64-bit)</li> <li>Windows Server 2016 incl. 5 clients, multi-language (64-bit)</li> </ul>	<ul style="list-style-type: none"> <li>Windows 7 Ultimate, multi-language (32/64-bit)</li> <li>Windows 10 Enterprise 2016, LTSB, multi-language (64-bit)</li> <li>Windows 10 Enterprise 2015, LTSB, multi-language (64-bit)</li> <li>Windows Server 2008 R2 incl. 5 clients, multi-language (64-bit)</li> <li>Windows Server 2012 R2 incl. 5 clients, multi-language (64-bit)</li> <li>Windows Server 2016 incl. 5 clients, multi-language (64-bit)</li> </ul>	<ul style="list-style-type: none"> <li>Windows 7 Ultimate, multi-language (32/64-bit)</li> <li>Windows 10 Enterprise 2016, LTSB, multi-language (64-bit)</li> <li>Windows 10 Enterprise 2015, LTSB, multi-language (64-bit)</li> <li>Windows Server 2008 R2 incl. 5 clients, multi-language (64-bit)</li> <li>Windows Server 2012 R2 incl. 5 clients, multi-language (64-bit)</li> <li>Windows Server 2016 incl. 5 clients, multi-language (64-bit)</li> </ul>
Project-specific on request	-	<ul style="list-style-type: none"> <li>Linux <sup>3)</sup></li> <li>Other</li> </ul>	<ul style="list-style-type: none"> <li>Linux <sup>3)</sup></li> <li>VxWorks (Support Package)</li> <li>VMware (ESXi) certified <sup>4)</sup></li> <li>Other</li> </ul>	<ul style="list-style-type: none"> <li>Linux <sup>3)</sup></li> <li>VxWorks (Support Package)</li> <li>VMware (ESXi) certified <sup>4)</sup></li> <li>Other</li> </ul>

<sup>1)</sup> Only with mainboard with C236 chipset

<sup>2)</sup> Limitation regarding ambient temperature.

<sup>3)</sup> Suitable for specific Linux versions in accordance with the specifications of the Siemens manufacturer's declaration "Suitable for Linux", see: <http://support.automation.siemens.com/WW/view/en/10805661/134200> (Linux is a trademark owned by Linus Torvald)

<sup>4)</sup> Certified as host system for VMware vSphere Hypervisor (ESXi 6.0 U3), see: <https://support.industry.siemens.com/cs/ww/en/view/109477420>

## PC-based Automation

### Industrial PC

#### Rack PC

#### Technical specifications (continued)

Rack PC	SIMATIC IPC347E	SIMATIC IPC547G	SIMATIC IPC647D	SIMATIC IPC847D
<b>Interfaces</b>				
PROFIBUS/MPI	-	-	12 Mbps (compatible with CP 5622), optional	12 Mbps (compatible with CP 5622), optional
PROFINET	-	-	3 x RJ45 (compatible with CP 1616), optional	3 x RJ45 (compatible with CP 1616), optional
Ethernet	2 x Realtek 10/100/1 000 Mbps (RJ45)	2 x Intel 10/100/1 000 Mbps (RJ45, teaming-capable)	2 x Intel 10/100/1 000 Mbps (RJ45, teaming-capable)	2 x Intel 10/100/1 000 Mbps (RJ45, teaming-capable)
USB 3.0 (high current)	2 x at the rear	6 x <sup>1)</sup> or 4 x, 2 of which at front	4 x, 1 of which at front, 1 x internal, e.g. for USB dongle with optional interlock	4 x, 1 of which at front, 1 x internal, e.g. for USB dongle with optional interlock
USB 2.0 (high current)	5 x, 2 of which at front 1 x internal, 2 x at the rear	4 x rear-mounted, 1 x internal <sup>1)</sup> e.g. for USB dongle (with optional lock)	3 x, 1 of which at front	3 x, 1 of which at front
VGA	•	• optionally via DP adapter cable	• optionally via adapter cable	• optionally via adapter cable
DVI	•	•	•	•
DisplayPort	-	•	•	•
<b>Drives</b>				
SATA hard disks				
• Internal installation	•	•	-	•
• Installation at the front in the removable drive bay	-	•	•	•
• Internal installation in drive cage (shock and vibration-damped)	-	•	•	•
RAID1/5 configuration with onboard RAID with SATA hard disks	-	• <sup>1)</sup> / • <sup>1)</sup>	• / -	• / •
RAID1/5 configuration with HW-RAID and ZMM with SAS hard disks	-	-	• / -	• / •
RAID configuration with additional hot spare hard disk	-	• <sup>1)</sup>	-	•
SSD (solid-state drive)	-	•	•	•
RAID1 configuration with solid-state drive	-	• <sup>1)</sup>	•	•
<b>Optical drives</b>				
DVD±R/RW	-	• (Slim)	• (Slim)	• (Slim)
<b>AC power supply</b>				
Redundant (optional)	-	•	•	•
UPS internal (optional)	-	-	-	•
<b>Ambient conditions <sup>5)</sup></b>				
Vibration/shock load during operation	- / -	0.2 g/1 g	0.5 g/5 g	0.5 g/5 g
Ambient temperature during operation	With maximum configuration: 5 ... 40 °C	With maximum configuration: 0 ... 40 °C	With maximum configuration: 0 ... 50 °C	With maximum configuration: 0 ... 50 °C

• Available

- Not available

<sup>1)</sup> Only with mainboard with C236 chipset

<sup>2)</sup> Limitation regarding ambient temperature.

<sup>3)</sup> Suitable for specific Linux versions in accordance with the specifications of the Siemens manufacturer's declaration "Suitable for Linux", see: <http://support.automation.siemens.com/WW/view/en/10805661/134200> (Linux is a trademark owned by Linus Torvald)

<sup>4)</sup> Certified as host system for VMware vSphere Hypervisor (ESXi 6.0 U3), see: <https://support.industry.siemens.com/cs/ww/en/view/109477420>

<sup>5)</sup> Restrictions when using DVD±R/RW, SAS HDDs, SATA Enterprise HDDs and hard disks in removable drive bay.

#### More information

Additional information is available on the Internet at:

<http://www.siemens.com/simatic-pc>

Information material can be ordered or downloaded from the Internet:

<http://www.siemens.com/simatic/printmaterial>

**Overview**

**SIMATIC IPC347E**

The SIMATIC IPC347E is an industrial PC in 19" rack design (4U).

It offers:

- Optimized price
- High performance
- Intel Core i technology of the 4<sup>th</sup> Generation

**Technical specifications**

Article number	6AG4012-1AA10-0XX0	6AG4012-1AA21-0XX0	6AG4012-1CA21-0XX0	6AG4012-1CA21-0BX0	6AG4012-1AA21-0BX0	6AG4012-1CB31-0BX0	6AG4012-1CE31-0BX0
<b>SIMATIC IPC347E</b>							
<b>Installation type/mounting</b>							
Mounting	For horizontal rack mounting						
Design	Rack PC, 19", 4U						
Rack mounting	Yes	Yes	Yes	Yes	Yes	Yes	Yes
<b>Supply voltage</b>							
Type of supply voltage	100 - 240 V AC	100 - 240 V AC	100 - 240 V AC	100 - 240 V AC	100 - 240 V AC	100 - 240 V AC	100 - 240 V AC
<b>Line frequency</b>							
• Rated value 50 Hz	Yes	Yes	Yes	Yes	Yes	Yes	Yes
• Rated value 60 Hz	Yes	Yes	Yes	Yes	Yes	Yes	Yes
<b>Processor</b>							
Processor type	Pentium Dual Core G3420 (2C/2T, 3.2 GHz, 3 MB Cache)		Core i5-4570S (4C/4T, 2.9 (3.6) GHz, 6 MB Cache)		Pentium Dual Core G3420 (2C/2T, 3.2 GHz, 3 MB Cache)		Core i5-4570S (4C/4T, 2.9 (3.6) GHz, 6 MB Cache)
<b>Drives</b>							
Hard disk	500 GB HDD	500 GB HDD	500 GB HDD	500 GB HDD	500 GB HDD	1 TB HDD	
SSD							Yes; 256 GB
<b>Memory</b>							
Type of memory	DDR3-SDRAM						
Main memory	2 GB (pre-installed), support up to 16 GB	4 GB (pre-installed), support up to 16 GB	4 GB (pre-installed), support up to 16 GB	4 GB (pre-installed), support up to 16 GB	4 GB (pre-installed), support up to 16 GB	8 GB (Pre-installed), support up to 16 GB	8 GB (Pre-installed), support up to 16 GB
<b>Hardware configuration</b>							
<b>Slots</b>							
• Free slots	4x PCI, 1x PCIe, 1x PCI (x8) (2 Lanes), 1x PCIe (x16) (16 Lanes)	4x PCI, 1x PCIe, 1x PCI (x8) (2 Lanes), 1x PCIe (x16) (16 Lanes)	4x PCI, 1x PCIe (x1), 1x PCI (x8), 1x PCIe (x16)	4x PCI, 1x PCIe, 1x PCI (x8) (2 Lanes), 1x PCIe (x16) (16 Lanes)	4x PCI, 1x PCIe, 1x PCI (x8) (2 Lanes), 1x PCIe (x16) (16 Lanes)	4x PCI, 1x PCIe, 1x PCI (x8) (2 Lanes), 1x PCIe (x16) (16 Lanes)	4x PCI, 1x PCIe, 1x PCI (x8) (2 Lanes), 1x PCIe (x16) (16 Lanes)

## PC-based Automation

### Rack PC

#### SIMATIC IPC347E

#### Technical specifications (continued)

Article number	6AG4012-1AA10-0XX0	6AG4012-1AA21-0XX0	6AG4012-1CA21-0XX0	6AG4012-1CA21-0BX0	6AG4012-1AA21-0BX0	6AG4012-1CB31-0BX0	6AG4012-1CE31-0BX0
<b>SIMATIC IPC347E</b>							
<b>Interfaces</b>							
Interfaces/bus type	2x Gbit Ethernet (RJ45), 1x DVI-D, 1x VGA, 4x USB 2.0 on rear, 2x USB 2.0 on front, 2x COM, 2x PS/2, Audio (Line in, Line out, Micro)		2x Gbit Ethernet (RJ45)	2x Gbit Ethernet (RJ45), 1x DVI-D, 1x VGA, 4x USB 2.0 on rear, 2x USB 2.0 on front, 2x COM, 2x PS/2, Audio (Line in, Line out, Micro)			
Number of industrial Ethernet interfaces	2	2	2	2	2		
USB port	2x USB 3.0 rear, 2x USB 2.0 rear, 2x USB 2.0 front,			1x USB 2.0 internal			
Connection for keyboard/mouse serial interface	2x PS/2	2x PS/2	2x PS/2		2x PS/2	2x PS/2	2x PS/2
Multimedia	2x COM ports (RS 232, RS 422, RS 485)						
• Audio In/Out	Yes	Yes	Yes	Yes	Yes	Yes	Yes
• Microphone In	Yes	Yes	Yes	Yes	Yes	Yes	Yes
<b>Video interfaces</b>							
• Graphics interface	1x VGA; 1x DVI-D	1x VGA; 1x DVI-D		1x VGA; 1x DVI-D	1x VGA; 1x DVI-D	1x VGA; 1x DVI-D	1x VGA; 1x DVI-D
<b>Industrial Ethernet</b>							
• Industrial Ethernet interface	2 x Ethernet (RJ45)	2 x Ethernet (RJ45)	2 x Ethernet (RJ45)	2 x Ethernet (RJ45)	2 x Ethernet (RJ45)	2 x Ethernet (RJ45)	2 x Ethernet (RJ45)
- 100 Mbps	Yes	Yes	Yes	Yes	Yes	Yes	Yes
- 1000 Mbps	Yes	Yes	Yes	Yes	Yes	Yes	Yes
<b>Integrated Functions</b>							
<b>Monitoring functions</b>							
• Status LEDs	POWER, HDD	POWER, HDD	POWER, HDD	POWER, HDD	POWER, HDD	POWER, HDD	POWER, HDD
<b>EMC</b>							
<b>Interference immunity against discharge of static electricity</b>							
• Interference immunity against discharge of static electricity	±4 kV contact discharge acc. to IEC 61000-4-2; ±8 kV air discharge acc. to IEC 61000-4-2						
<b>Interference immunity against high-frequency electromagnetic fields</b>							
• Interference immunity against high frequency radiation	10 V/m for 80 - 1000 MHz, 80% AM acc. to IEC 61000-4-3; 3 V/m for 1.4 - 2 GHz, 80% AM acc. to IEC 61000-4-3; 1 V/m for 2 - 2.7 GHz, 80% AM acc. to IEC 61000-4-3; 10 V for 150 kHz - 80 MHz, 80% AM acc. to IEC 61000-4-6						
<b>Interference immunity to cable-borne interference</b>							
• Interference immunity on supply cables	±2 kV acc. to IEC 61000-4-4, burst; ±1 kV acc. to IEC 61000-4-5, surge symmetric; ±2 kV acc. to IEC 61000-4-5, surge asymmetric						
• Interference immunity on signal cables >30m	±2 kV acc. to IEC 61000-4-4, burst; ±2 kV acc. to IEC 61000-4-5, surge; length > 30 m						
• Interference immunity on signal cables < 30m	±1 kV acc. to IEC 61000-4-4, Burst						
<b>Interference immunity against voltage surge</b>							
• asymmetric interference	±2 kV acc. to IEC 61000-4-5, surge asymmetric						
• symmetric interference	±1 kV acc. to IEC 61000-4-5, surge symmetric						
<b>Interference immunity to magnetic fields</b>							
• Interference immunity to magnetic fields at 50 Hz	30 A/m; to IEC 61000-4-8	30 A/m; to IEC 61000-4-8	30 A/m; to IEC 61000-4-8	30 A/m; to IEC 61000-4-8	30 A/m; to IEC 61000-4-8	30 A/m; to IEC 61000-4-8	30 A/m; to IEC 61000-4-8

## Technical specifications (continued)

Article number	6AG4012-1AA10-0XX0	6AG4012-1AA21-0XX0	6AG4012-1CA21-0XX0	6AG4012-1CA21-0BX0	6AG4012-1AA21-0BX0	6AG4012-1CB31-0BX0	6AG4012-1CE31-0BX0
<b>SIMATIC IPC347E</b>							
<b>Emission of conducted and non-conducted interference</b>							
• Interference emission via line/AC current cables	IEC 61000-6-4, CISPR 22, FCC Class A						
<b>Compliance with line harmonic distortion limits</b>							
• Compliance with line harmonic distortion acc. to IEC 61000-3-2, IEC 61000-3-3	Yes; EN 61000-3-2 Class D; EN 61000-3-3						
<b>Degree and class of protection</b>							
IP (at the front)	IP20	IP20	IP20	IP20	IP20	IP20	IP20
IP (rear)	IP20	IP20	IP20	IP20	IP20	IP20	IP20
<b>Standards, approvals, certificates</b>							
CE mark	Yes	Yes	Yes	Yes	Yes	Yes	Yes
UL approval	Yes	Yes	Yes	Yes	Yes	Yes	Yes
cULus	Yes	Yes	Yes	Yes	Yes	Yes	Yes
KC approval	Yes	Yes	Yes	Yes	Yes	Yes	Yes
FCC	Yes	Yes	Yes	Yes	Yes	Yes	Yes
EMC	CE, IEC 61000-6-4:2011, IEC 61000-6-2:2005	CE, EN 61000-6-4:2007 +A1:2011, EN 61000-6-2:2005					
<b>Ambient conditions</b>							
<b>Ambient temperature during operation</b>							
• Ambient temperature during operation	+5 °C to +40 °C	+5 °C to +40 °C	+5 °C to +40 °C	+5 °C to +40 °C	+5 °C to +40 °C	+5 °C to +40 °C	+5 °C to +40 °C
<b>Relative humidity</b>							
• Relative humidity	Tested according to IEC 60068-2-78, IEC 60068-2-30: Operation: 5% to 80% at 25 °C (no condensation), Storage: 5% to 95% at 25 °C (no condensation)						
<b>Operating systems</b>							
pre-installed operating system without operating system	Yes	Yes	Yes	Yes	Yes	Yes	Yes
<b>pre-installed operating system</b>							
• Windows 7				Yes; Ultimate 64 bit	Yes; Ultimate 64 bit	Yes; Ultimate 64 bit, SP1	Yes; Ultimate 64 bit, SP1
<b>Mechanics/material</b>							
<b>Enclosure material (front)</b>							
• Aluminum	Yes	Yes	Yes	Yes	Yes		
<b>Dimensions</b>							
Width	430 mm	430 mm	430 mm	430 mm	430 mm	430 mm	430 mm
Height	177 mm	177 mm	177 mm	177 mm	177 mm	177 mm	177 mm
Depth	463 mm	463 mm	463 mm	463 mm	463 mm	463 mm	463 mm



## PC-based Automation

### Rack PC

#### SIMATIC IPC347E

#### Ordering data

##### Configurations

##### SIMATIC IPC347E

##### • Configuration 1

Intel Pentium Dual-Core G3420 (2C/2T, 3.2 GHz, 3 MB cache); 500 GB HDD SATA, internal; 2 GB DDR3 SDRAM (1 x 2 GB); without operating system; 100/240 V AC industrial power supply.  
Interfaces:  
2 x Gbit Ethernet (RJ45),  
4 x USB at the rear,  
2 x USB at the front,  
1 x USB internal, 1 x DVI-D,  
1 x VGA, 2 x serial, 2 x PS/2, audio

6AG4012-1AA10-0XX0

##### • Configuration 2

Intel Pentium Dual-Core G3420 (2C/2T, 3.2 GHz, 3 MB cache); 500 GB HDD SATA, internal; 4 GB DDR3 SDRAM (1 x 4 GB); DVD±RW; without operating system; 100/240 V AC industrial power supply.  
Interfaces:  
2 x Gbit Ethernet (RJ45),  
4 x USB at the rear,  
2 x USB at the front,  
1 x USB internal, 1 x DVI-D,  
1 x VGA, 2 x serial, 2 x PS/2, audio

6AG4012-1AA21-0XX0

##### • Configuration 3

Intel Core i5-4570S (4C/4T, to 3.6 GHz, 6 MB cache); 500 GB HDD SATA, internal; 4 GB DDR3 SDRAM (1 x 4 GB); DVD±RW; without operating system; 100/240 V AC industrial power supply.  
Interfaces:  
2 x Gbit Ethernet (RJ45),  
4 x USB at the rear,  
2 x USB at the front,  
1 x USB internal, 1 x DVI-D,  
1 x VGA, 2 x serial, 2 x PS/2, audio

6AG4012-1CA21-0XX0

##### • Configuration 4

Intel Core i5-4570S (4C/4T, to 3.6 GHz, 6 MB cache); 500 GB HDD SATA, internal; 4 GB DDR3 SDRAM (1 x 4 GB); DVD±RW; Windows 7 Ultimate, 64-bit, SP1; 100/240 V AC industrial power supply.  
Interfaces:  
2 x Gbit Ethernet (RJ45),  
4 x USB at the rear,  
2 x USB at the front,  
1 x USB internal, 1 x DVI-D,  
1 x VGA, 2 x serial, 2 x PS/2, audio

6AG4012-1CA21-0BX0

##### • Configuration 5

Intel Pentium Dual-Core G3420 (2C/2T, 3.2 GHz, 3 MB cache); 500 GB HDD SATA, internal; 4 GB DDR3 SDRAM (1 x 4 GB); DVD±RW; Windows 7 Ultimate, 64-bit, SP1; 100/240 V AC industrial power supply.  
Interfaces:  
2 x Gbit Ethernet (RJ45),  
4 x USB at the rear,  
2 x USB at the front,  
1 x USB internal, 1 x DVI-D,  
1 x VGA, 2 x serial, 2 x PS/2, audio

#### Article No.

6AG4012-1AA21-0BX0

##### • Configuration 6

Intel Core i5-4570S (4C/4T, to 3.6 GHz, 6 MB cache); 1 TB HDD SATA, internal; 8 GB DDR3 SDRAM (1 x 8 GB); DVD±RW; Windows 7 Ultimate, 64-bit, SP1; 100/240 V AC industrial power supply.  
Interfaces:  
2 x Gbit Ethernet (RJ45),  
4 x USB at the rear,  
2 x USB at the front,  
1 x USB internal, 1 x DVI-D,  
1 x VGA, 2 x serial, 2 x PS/2, audio

6AG4012-1CB31-0BX0

##### • Configuration 7

Intel Core i5-4570S (4C/4T, up to 3.6 GHz, 6 MB cache); 256 GB SSD SATA, internal; 8 GB DDR3 SDRAM (1 x 8 GB); DVD±RW; Windows 7 Ultimate, 64-bit, SP1; 100/240 V AC industrial power supply.  
Interfaces:  
2 x Gbit Ethernet (RJ45),  
4 x USB at the rear,  
2 x USB at the front,  
1 x USB internal, 1 x DVI-D,  
1 x VGA, 2 x serial, 2 x PS/2, audio

6AG4012-1CE31-0BX0

##### Accessories

##### Power cable, straight, 3 m long

- Austria, Belgium, Finland, France, Germany, Netherlands, Spain, Sweden
- United Kingdom
- Switzerland
- USA
- Italy
- China

6ES7900-0AA00-0XA0

6ES7900-0BA00-0XA0

6ES7900-0CA00-0XA0

6ES7900-0DA00-0XA0

6ES7900-0EA00-0XA0

6ES7900-0FA00-0XA0

##### Note:

Software packages with SIMATIC WinCC flexible, SIMATIC WinCC RT Advanced or Professional and SIMATIC WinCC can be ordered together with the SIMATIC IPC at favorable prices.

More information under "Embedded Bundles / Packages for industrial PCs".

#### More information

Additional information is available on the Internet at:

<http://www.siemens.com/simatic-pc>

## Overview

**SIMATIC IPC547G**

The SIMATIC IPC547G is a rugged industrial PC in 19" rack design (4U).

It offers:

- Maximum performance
- Attractive price
- Intel Core i/Xeon technology, 6<sup>th</sup> Generation

## Technical specifications

Article number	<b>6AG4104-4....-....</b> SIMATIC IPC547G
<b>Installation type/mounting</b>	
Mounting	For horizontal and vertical installation; prepared for telescopic rails; 19" mounting bracket can be removed externally; tower kit (optional)
Design	Rack PC, 19", 4U
<b>Supply voltage</b>	
Type of supply voltage	100/240 V AC (autorange) 50 / 60 Hz; optional redundant 100 - 240 V AC
<b>Line frequency</b>	
• Rated value 50 Hz	Yes
• Rated value 60 Hz	Yes
<b>Mains buffering</b>	
• Mains/voltage failure stored energy time	20 ms
<b>Processor</b>	
Processor type	Xeon E3-1275 v5 (4C/8T, 3.6 (4.0) GHz, 8 MB Cache); Core i7-6700 (4C/8T, 3.4 (4.0) GHz, 8 MB Cache); Core i5-6500 (4C/4T, 3.2 (3.6) GHz, 6 MB Cache); Pentium G4400 (2C/2T, 3.3 GHz, 3 MB Cache)
Chipset	Intel C236 / Intel H110
<b>Graphic</b>	
Graphics controller	Onboard Intel HD graphics P530 / 530 /510 integrated in processor; graphics card PCIe (x16) (dual head: 2x VGA or 2x DVI-D) (optional)

Article number	<b>6AG4104-4....-....</b> SIMATIC IPC547G
<b>Drives</b>	
Optical drives	DVD±R/RW (SlimLine)
Hard disk	Internal installation: 1 TB HDD, 2x 1 TB HDD, RAID1 (2x 1 TB HDD), RAID1 (2x 1 TB HDD (Enterprise)); for front mounting in low-profile removable drive bay trays (hot-swap in RAID configuration): 1 TB HDD, 2x 1 TB HDD, RAID1 (2x 1 TB HDD), RAID1 (2x 1 TB HDD (Enterprise)), RAID1 (2x 2 TB HDD (Enterprise)), RAID1 (2x 2 TB HDD (Enterprise)) + 1x 2 TB HDD (Enterprise) as hot spare, RAID1 (2x 2 TB HDD (Enterprise)) + 1x 480 GB SSD, RAID5 (3x 2 TB HDD (Enterprise)), RAID5 (3x 2 TB HDD (Enterprise)) + 1x 2 TB HDD (Enterprise) as hot spare
SSD	Yes; 1x 240 GB, 1x 480 GB SSD, 2x 480 GB SSD, RAID1 (2x 480 GB SSD)
Slot for drives	Mounted internally in vibration/ shock-absorbing hard disk support, or mounted at the front in the low-profile removable drive bay (hot-swap in RAID configurations)
<b>Memory</b>	
Main memory	4 GB to 64 GB DDR4 2133 SDRAM
<b>Hardware configuration</b>	
<b>Slots</b>	
• free slots	7 spare slots for expansions (all long); mainboard with H110 chipset: 1x PCIe (x16) Gen 3, 1x PCIe (x16) (1 lane) Gen 2, 1x PCIe (x8) (1 lane) Gen 2, 1x PCIe (x4) (1 lane) Gen 2, 1x PCIe (x4) (1 lane) Gen 2, 2x PCI; mainboard with C236 chipset: 1x PCIe (x16) Gen 3, 1x PCIe (x16) (4 lanes) Gen 3, 1x PCIe (x8) (1 lane) Gen 3, 1x PCIe (x4) (4 lane) Gen 3, 1x PCIe (x4) (1 lane) Gen 3, 2x PCI

## PC-based Automation

### Rack PC

#### SIMATIC IPC547G

#### Technical specifications (continued)

Article number	6AG4104-4....-.... SIMATIC IPC547G
<b>Interfaces</b>	
Interfaces/bus type	Interfaces mainboard (H110 chipset): 2x Intel Gigabit Ethernet (RJ45, teaming-capable), 4x USB 3.0: 2x on rear, 2x on front, 4x USB 2.0: 4x on rear, 1x DisplayPort V1.2, 1x DVI-D, 2x PS/2, audio: Line in, line out, micro; interfaces mainboard (C236 chip set): 2x Intel Gigabit Ethernet (RJ45, teaming-capable), 6x USB 3.0: 4x on rear, 2x on front, 5x USB 2.0: 4x on rear, 1x internal e.g. for software dongle with optional interlock, 2x DisplayPort V1.2, 1x DVI-D, 1x COM1, 2x PS/2, audio: line in, line out, micro
USB port	Mainboard (H110 chipset): 4x USB 3.0: 2x on rear, 2x on front, 4x USB 2.0: 4x on rear; mainboard (C236 chipset): 6x USB 3.0: 4x on rear, 2x on front, 5x USB 2.0: 4x on rear, 1x internal e.g. for software dongle with optional interlock
Connection for keyboard/mouse serial interface	2x PS/2 COM1: 1x RS 232, COM2 (optional): 1x RS 232
parallel interface	optional LPT1
Multimedia	
• Audio In/Out	Yes
• Microphone In	Yes
<b>Video interfaces</b>	
• Graphics interface	2x DisplayPort and 1x DVI-D onboard; 1x VGA via DP-VGA adapter cable (optional); graphics card PCIe (x16), Dual Head (2x VGA or 2x DVI-D), 1 GB graphics memory (optional)
<b>Industrial Ethernet</b>	
• Industrial Ethernet interface	2 x Ethernet (RJ45)
- 100 Mbps	Yes
- 1000 Mbps	Yes
<b>Integrated Functions</b>	
<b>Monitoring functions</b>	
• Temperature monitoring	Yes
• Watchdog	Yes
• Status LEDs	POWER, HDD, TEMP, FAN, HDD0 ALARM, HDD1 ALARM, HDD2 ALARM, HDD3 ALARM
• Fan	Yes
• Monitoring function via network	Optional

Article number	6AG4104-4....-.... SIMATIC IPC547G
<b>EMC</b>	
<b>Interference immunity against discharge of static electricity</b>	
• Interference immunity against discharge of static electricity	±4 kV contact discharge acc. to IEC 61000-4-2; ±8 kV air discharge acc. to IEC 61000-4-2
<b>Interference immunity against high-frequency electromagnetic fields</b>	
• Interference immunity against high frequency radiation	10 V/m for 80 - 1000 MHz, 80% AM acc. to IEC 61000-4-3; 3 V/m for 1.4 - 2 GHz, 80% AM acc. to IEC 61000-4-3; 1 V/m for 2 - 2.7 GHz, 80% AM acc. to IEC 61000-4-3; 10 V for 150 kHz - 80 MHz, 80% AM acc. to IEC 61000-4-6
<b>Interference immunity to cable-borne interference</b>	
• Interference immunity on supply cables	±2 kV acc. to IEC 61000-4-4, burst; ±1 kV acc. to IEC 61000-4-5, surge symmetric; ±2 kV acc. to IEC 61000-4-5, surge asymmetric
• Interference immunity on signal cables >30m	±2 kV acc. to IEC 61000-4-4, burst; ±2 kV acc. to IEC 61000-4-5, surge
• Interference immunity on signal cables < 30m	±1 kV acc. to IEC 61000-4-4, Burst
<b>Interference immunity against voltage surge</b>	
• asymmetric interference	±2 kV acc. to IEC 61000-4-5, surge asymmetric
• symmetric interference	±1 kV acc. to IEC 61000-4-5, surge symmetric
<b>Interference immunity to magnetic fields</b>	
• Interference immunity to magnetic fields at 50 Hz	30 A/m; to IEC 61000-4-8
<b>Emission of conducted and non-conducted interference</b>	
• Interference emission via line/AC current cables	EN 61000-6-3, FCC Class A, EN 61000-6-4, CISPR 22, EN 55022 Class B, EN 61000-3-2 Class D, EN 61000-3-3
<b>Degree and class of protection</b>	
IP (at the front)	IP30
IP (rear)	IP20

**Technical specifications (continued)**

Article number	<b>6AG4104-4....-....</b> SIMATIC IPC547G
<b>Standards, approvals, certificates</b>	
Approval	CE, cULus 60950, KCC
CE mark	Yes; For use in industrial areas as well as domestic, business and commercial environments (emitted interference: EN 61000-6-3:2007 +A1:2011, noise immunity: EN 61000-6-2:2005)
CSA approval	Yes; Included in cULus
UL approval	Yes
cULus	Yes; UL 60950-1, file number E115352
RCM (formerly C-TICK)	Yes
KC approval	Yes
EAC (formerly Gost-R)	Yes
EMC	CE, EN 61000-6-3:2007 +A1:2011, EN 61000-6-2:2005
Dust protection	With front door closed: G2 EN 779, 99% of particles > 0.5 mm are filtered
<b>Ambient conditions</b>	
<b>Ambient temperature during operation</b>	
<ul style="list-style-type: none"> <li>Ambient temperature during operation</li> </ul>	0 °C to +40 °C in full configuration (no burner mode), at +5 °C to +35 °C without limitation
<b>Relative humidity</b>	
<ul style="list-style-type: none"> <li>Relative humidity</li> </ul>	Tested according to IEC 60068-2-78, IEC 60068-2-30: Operation: 5 % to 85 % at 30 °C (no condensation), storage / transport: 5 % to 95 % at 25 / 55 °C (no condensation)
<b>Vibrations</b>	
<ul style="list-style-type: none"> <li>Vibration resistance during operation acc. to IEC 60068-2-6</li> </ul>	Tested according to IEC 60068-2-6, 10 cycles; 20 to 58 Hz: 0.015 mm; 58 to 200 Hz: 2 m/s <sup>2</sup> (0.2 g)
<b>Shock testing</b>	
<ul style="list-style-type: none"> <li>Shock load during operation</li> </ul>	Tested according to IEC 60068-2-27; half-sine: 9.8 m/s <sup>2</sup> (1 g), 20 ms, 100 shocks per axis

Article number	<b>6AG4104-4....-....</b> SIMATIC IPC547G
<b>Operating systems</b>	
Operating system	Windows 7 Ultimate, multi-language (32-bit/64-bit), Windows 10 Enterprise 2015 LTSB, multi-language (64-bit), Windows 10 Enterprise 2016 LTSB, multi-language (64-bit), Windows Server 2008 R2 Standard Edition incl. 5 clients, multi-language (64-bit); Windows Server 2012 R2 Standard Edition incl. 5 clients, multi-language (64-bit); Windows Server 2016 Standard Edition incl. 5 clients, multi-language (64-bit)
pre-installed operating system	Yes
Additional info on operating system	Multi-Language User Interface (MUI): 5 languages (English, German, French, Spanish, Italian)
without operating system	Yes
<b>Software</b>	
SIMATIC Software	Optionally in package with SIMATIC WinCC or WinCC flexible
<b>Dimensions</b>	
Width	430 mm
Height	177 mm; 4U
Depth	446 mm; Device with short enclosure: 356 mm

# PC-based Automation

## Rack PC

### SIMATIC IPC547G

#### Ordering data

#### Article No.

##### SIMATIC IPC547G

Rack PC, 19", 4 U

Interfaces:

2 x USB 3.0 at the front,  
2 x Gbit Ethernet, 2 x PS/2, audio;  
slots: 5 x PCI Express, 2 x PCI;  
temperature and fan monitoring;  
watchdog; card retainer

##### Processors and mainboards

- Pentium G4400  
(2C/2T, 3.3 GHz, 3 MB cache);  
mainboard (chipset H110,  
1 x DVI-D, 1 x DisplayPort V1.2,  
2 x USB 3.0 & 4 x USB 2.0  
at the rear)
- Core i5-6500  
(4C/4T, 3.2 (3.6) GHz,  
6 MB cache);  
mainboard (chipset H110,  
1 x DVI-D, 1 x DisplayPort V1.2,  
2 x USB 3.0 & 4 x USB 2.0  
at the rear)
- Core i7-6700  
(4C/8T, 3.4 (4.0) GHz,  
8 MB cache);  
mainboard (chipset H110,  
1 x DVI-D, 1 x DisplayPort V1.2,  
2 x USB 3.0 & 4 x USB 2.0  
at the rear)
- Pentium G4400  
(2C/2T, 3.3 GHz, 3 MB cache);  
mainboard (chipset C236,  
1 x DVI-D, 2 x DisplayPort V1.2,  
4 x USB 3.0 & 4 x USB 2.0  
at the rear, 1 x USB 2.0 internal,  
1 x COM1; RAID onboard)
- Core i5-6500  
(4C/4T, 3.2 (3.6) GHz,  
6 MB cache, iAMT);  
mainboard (chipset C236,  
1 x DVI-D, 2 x DisplayPort V1.2,  
4 x USB 3.0 & 4 x USB 2.0  
at the rear, 1 x USB 2.0 internal,  
1 x COM1; RAID onboard)
- Core i7-6700  
(4C/8T, 3.4 (4.0) GHz,  
8 MB cache, iAMT);  
mainboard (chipset C236,  
1 x DVI-D, 2 x DisplayPort V1.2,  
4 x USB 3.0 & 4 x USB 2.0  
at the rear, 1 x USB 2.0 internal,  
1 x COM1; RAID onboard)
- Xeon E3-1275 v5  
(4C/8T, 3.6 (4.0) GHz,  
8 MB cache, iAMT);  
mainboard (chipset C236,  
1 x DVI-D, 2 x DisplayPort V1.2,  
4 x USB 3.0 & 4 x USB 2.0  
at the rear, 1 x USB 2.0 internal,  
1 x COM1; RAID onboard)

6AG4104- 4 ■ ■ ■ ■ - ■ ■ ■ ■

A

C

D

E

G

H

J

#### Article No.

##### SIMATIC IPC547G

##### Drives (SATA)

- 1 x 1 TB HDD, internal  
(0.2 g vibration, 1 g shock)
- 2 x 1 TB HDD, internal  
(0.2 g vibration, 1 g shock)
- 1 x 240 GB SSD, internal
- 1 x 480 GB SSD, internal
- 2 x 480 GB SSD, internal
- RAID1, 1 TB (2 x 1 TB HDD),  
internal (0.2 g vibration,  
1 g shock)<sup>1)</sup>
- RAID1, 1 TB  
(2 x 1 TB HDD [Enterprise]),  
internal (0.2 g vibration,  
1 g shock)<sup>1)</sup>
- 1 x 1 TB HDD in removable drive  
bay, on the front <sup>2)</sup>
- 2 x 1 TB HDD in removable drive  
bay, on the front <sup>2)</sup>
- 1 x 480 GB SSD in removable  
drive bay, on the front <sup>2)</sup>
- 2 x 480 GB SSD in removable  
drive bay, on the front <sup>2)</sup>
- RAID1, 480 GB (2 x 480 GB SSD)  
in removable drive bay,  
hot-swappable, front-mounted <sup>1)2)</sup>
- RAID1, 1 TB (2 x 1 TB HDD)  
in removable drive bay,  
hot-swappable, front-mounted <sup>1)2)</sup>
- RAID1, 1 TB  
(2 x 1 TB HDD [Enterprise])  
in removable drive bay,  
hot-swappable, front-mounted <sup>1)2)</sup>
- RAID1, 2 TB  
(2 x 2 TB HDD [Enterprise])  
in removable drive bay,  
hot-swappable, front-mounted <sup>1)2)</sup>
- RAID1, 2 TB  
(2 x 2 TB HDD [Enterprise])  
in removable drive bay,  
hot-swappable + 1 x 2 TB HDD  
[Enterprise] as hot spare  
in removable drive bay,  
front-mounted <sup>1)2)</sup>
- RAID1, 2 TB (2 x 2 TB HDD  
[Enterprise]) in removable drive  
bay, hot-swappable + 1x 480 GB  
SSD in removable drive bay,  
front-mounted (operating system  
installed on SSD if configured) <sup>1)2)</sup>
- RAID5, 4 TB (3 x 2 TB HDD  
[Enterprise]) in rem. drive bay,  
hot-swappable, front-mounted <sup>1)2)</sup>
- RAID5, 4 TB (3 x 2 TB HDD  
[Enterprise]) in removable drive  
bay, hot-swappable +  
1 x 2 TB HDD [Enterprise] as  
hot spare in removable drive bay,  
front-mounted; (up to +35°C) <sup>1)2)</sup>

6AG4104- 4 ■ ■ ■ ■ - ■ ■ ■ ■

A

B

C

D

E

F

G

H

J

K

L

M

N

P

Q

R

S

T

U



## PC-based Automation

### Rack PC

#### SIMATIC IPC547G

##### Ordering data

##### Article No.

*Preferred types (available at short notice from stock)*

##### SIMATIC IPC547G (Rack PC, 19", 4 U)

- Pentium G4400 (2C/2T, 3.3 GHz, 3 MB cache)
- Mainboard with chipset H110
- 1x 1 TB HDD, internal
- 4 GB DDR4 SDRAM (1x 4 GB)
- Painted enclosure
- 100/240 V AC industrial power supply
- Serial (COM2) + Parallel (LPT)
- Without power supply cord

6AG4104-4AA05-3XX0

##### SIMATIC IPC547G (Rack PC, 19", 4 U)

- Core i5-6500 (4C/4T, 3.2 (3.6) GHz, 6 MB Cache, iAMT)
- Mainboard with C236 chipset
- RAID1, 1 TB (2x 1 TB HDD) in removable tray, hot-swappable, front-mounted
- 8 GB DDR4 SDRAM (2 x 4 GB), dual channel
- Painted enclosure
- 100/240 V AC industrial power supply
- DVD +/-RW (slim)
- Serial (COM2) + Parallel (LPT)
- Adapter cable DP to VGA for onboard graphics
- Windows 7 Ultimate, MUI (en, de, fr, it, es), 64-bit, SP1
- Without power supply cord

6AG4104-4GN16-4BX0

##### SIMATIC IPC547G (Rack PC, 19", 4 U)

- Core i7-6700 (4C/8T, 3.4 (4.0) GHz, 8 MB cache, iAMT)
- Mainboard with C236 chipset
- RAID1, 1 TB (2x 1 TB HDD Enterprise), in removable tray, hot-swappable, front-mounted
- 8 GB DDR4 SDRAM (2x 4 GB), dual channel
- Painted enclosure
- 2x 100/240V AC redundant industrial power supply
- DVD +/-RW (slim)
- Serial (COM2) + Parallel (LPT)
- PCIe x16 graphics card (dual head: 2x VGA/2x DVI-D), 1 GB
- Windows 7 Ultimate, MUI (en, de, fr, it, es), 64-bit, SP1
- Without power supply cord

6AG4104-4HP18-5BX0

##### Article No.

##### Accessories

##### Memory expansions

- 4 GB DDR4-2133 SDRAM
- 8 GB DDR4-2133 SDRAM
- 16 GB, DDR4-2133 SDRAM

6ES7648-2AL60-0PA0

6ES7648-2AL70-0PA0

6ES7648-2AL80-0PA0

##### Removable drive bay

for 3.5" hard disk or 2.5" solid-state drive, SATA (without hard disk drive/ solid-state drive)

6ES7648-0EH00-1BA0

##### Tower Kit IPC547G

To convert the computer into an industrial tower PC

- Standard enclosure version
- Short enclosure version

6ES7648-1AA01-0XC0

6ES7648-1AA01-0XE0

##### Adapter cable

- DisplayPort to DVI-D for onboard graphics
- DisplayPort to VGA for onboard graphics

6ES7648-3AF00-0XA0

6ES7648-3AG00-0XA0

##### Retainer

For mechanically interlocking the internal USB port

6ES7648-1AA00-0XK0

Additional information is available on the Internet at:

<http://www.siemens.com/ipc547g>



## Overview

**SIMATIC IPC647D**

The SIMATIC IPC647D is a very rugged, high-performance industrial PC in 19" rack design (2 U) with excellent industrial functionality.

It offers:

- Extreme compactness
- Extreme ruggedness
- Intel® Core® i/Xeon technology 4<sup>th</sup> Generation

## Technical specifications

Article number	<b>6AG4112-2....-....</b> SIMATIC IPC647D (RACK PC)
<b>Installation type/mounting</b>	
Mounting	For horizontal installation; prepared for telescopic rails; 19" mounting bracket can be removed externally
Design	Rack PC, 19", 2U
<b>Supply voltage</b>	
Type of supply voltage	100/240 V AC (autorange) 50 / 60 Hz; optional redundant 100 - 240 V AC
<b>Line frequency</b>	
• Rated value 50 Hz	Yes
• Rated value 60 Hz	Yes
<b>Mains buffering</b>	
• Mains/voltage failure stored energy time	20 ms
<b>Processor</b>	
Processor type	Xeon E3-1268L v3 (4C/8T, 2.3 (3.3) GHz, 8 MB cache); Core i5-4570TE (2C/4T, 2.7 (3.3) GHz, 4 MB cache); Core i3-4330TE (2C/4T, 2.4 GHz, 4 MB cache)
Chipset	Intel DH82C226 PCH
<b>Graphic</b>	
Graphics controller	Onboard graphics controller Intel HD 4600 Graphics integrated into the processor / PCI-Express graphics card (Dual Head: 2x VGA or 2x DVI-D) in the PCIe (x16) slot (optional)
<b>Drives</b>	
Optical drives	DVD±R/RW (SlimLine)
Hard disk	500 GB HDD, 1 TB HDD, 2x 1 TB HDD, RAID1 (2x 1 TB HDD, mirror disks); RAID1 (2x 1 TB HDD SAS, mirror disks) with PCIe (x8) RAID controller incl. ZMCP module
SSD	Yes; 240 GB SSD; RAID1(2x 240 GB SSD, mirror disks)
Slot for drives	Mounted internally on the fixed hard disk support, or mounted internally in vibration/shock-absorbing hard disk support, or mounted at the front in the low-profile removable drive bay (hot-swap in RAID configurations)

Article number	<b>6AG4112-2....-....</b> SIMATIC IPC647D (RACK PC)
<b>Memory</b>	
Main memory	2 GB to 32 GB DDR3 1600 DIMM, ECC optional
<b>Hardware configuration</b>	
<b>Slots</b>	
• free slots	2x PCIe mech. (x16) (4 lanes) or 4x PCIe mech. (x16) (4 lanes / 8 lanes depending on slot) or 2x PCI, 2x PCIe mech. (x16) (8 lanes); all modules to a length of 312 mm can be used
<b>Interfaces</b>	
Interfaces/bus type	1x COM1, 1x COM2 (optional), 1x LPT (optional), 2x DisplayPort, 1x DVI-I, 2x PS/2, audio (Microphone In, Line Out), 7x USB, 2x Gigabit Ethernet, PROFIBUS or PROFINET optional
PROFIBUS/MPI	Optionally onboard, isolated, max. 12 Mbit/s, no plug-in card necessary, CP 5622-compatible
USB port	2x USB 3.0, 2x USB 2.0 rear, 1x USB 3.0, 1x USB 2.0 front, 1x USB 3.0 internal
Connection for keyboard/mouse	2x PS/2
serial interface	COM1: 1x RS 232, COM2 (optional): 1x RS 232
parallel interface	optional LPT1
Multimedia	
• Audio In/Out	Yes
• Microphone In	Yes
<b>Video interfaces</b>	
• Graphics interface	2x DisplayPort and 1x DVI-I onboard; 1x VGA via DVI-VGA adapter cable (optional); graphics card PCIe (x16), Dual Head (2x VGA or 2x DVI-D), 1 GB graphics memory (optional)
<b>Industrial Ethernet</b>	
• Industrial Ethernet interface	2 x Ethernet (RJ45)
- 100 Mbps	Yes
- 1000 Mbps	Yes

## PC-based Automation

### Rack PC

#### SIMATIC IPC647D

#### Technical specifications (continued)

Article number	<b>6AG4112-2....-....</b> SIMATIC IPC647D (RACK PC)
<b>Integrated Functions</b>	
<b>Monitoring functions</b>	
• Temperature monitoring	Yes
• Watchdog	Yes
• Status LEDs	POWER, HDD, ETHERNET 1, ETHERNET 2, PROFIBUS / MPI, SF PROFINET, WATCHDOG, TEMP, FAN, HDD0 ALARM, HDD1 ALARM
• Fan	Yes
• Monitoring function via network	Optional
<b>EMC</b>	
<b>Interference immunity against discharge of static electricity</b>	
• Interference immunity against discharge of static electricity	±6 kV contact discharge acc. to IEC 61000-4-2; ±8 kV air discharge acc. to IEC 61000-4-2
<b>Interference immunity against high-frequency electromagnetic fields</b>	
• Interference immunity against high frequency radiation	10 V/m for 80 - 1000 MHz and 1.4 - 2 GHz, 80% AM acc. to IEC 61000-4-3; 3 V/m for 2 - 2.7 GHz, 80% AM acc. to IEC 61000-4-3; 10 V for 10 kHz - 80 MHz, 80% AM acc. to IEC 61000-4-6
<b>Interference immunity to cable-borne interference</b>	
• Interference immunity on supply cables	±2 kV acc. to IEC 61000-4-4, burst; ±1 kV acc. to IEC 61000-4-5, surge symmetric; ±2 kV acc. to IEC 61000-4-5, surge asymmetric
• Interference immunity on signal cables >30m	±2 kV acc. to IEC 61000-4-4, burst; ±2 kV acc. to IEC 61000-4-5, surge
• Interference immunity on signal cables < 30m	±1 kV acc. to IEC 61000-4-4, Burst
<b>Interference immunity against voltage surge</b>	
• asymmetric interference	±2 kV acc. to IEC 61000-4-5, surge asymmetric
• symmetric interference	±1 kV acc. to IEC 61000-4-5, surge symmetric
<b>Interference immunity to magnetic fields</b>	
• Interference immunity to magnetic fields at 50 Hz	100 A/m; to IEC 61000-4-8
<b>Emission of conducted and non-conducted interference</b>	
• Interference emission via line/AC current cables	EN 61000-6-3, FCC Class A, EN 61000-6-4, CISPR 22, EN 55022 Class B, EN 61000-3-2 Class D, EN 61000-3-3
<b>Degree and class of protection</b>	
IP (at the front)	IP41
IP (rear)	IP20
<b>Standards, approvals, certificates</b>	
Approval	CE, cULus 60950, KCC
CE mark	Yes; For use in industrial areas as well as domestic, business and commercial environments (emitted interference: EN 61000-6-3:2007 +A1:2011, noise immunity: EN 61000-6-2:2005)
CSA approval	Yes; Included in cULus
UL approval	Yes
cULus	Yes; UL 60950-1, file number E115352
RCM (formerly C-TICK)	Yes
KC approval	Yes

Article number	<b>6AG4112-2....-....</b> SIMATIC IPC647D (RACK PC)
<b>Standards, approvals, certificates (continued)</b>	
EAC (formerly Gost-R)	Yes
EMC	CE, EN 61000-6-3:2007 +A1:2011, EN 61000-6-2:2005
Dust protection	With front door closed: G2 EN 779, 99% of particles > 0.5 mm are filtered
<b>Marine approval</b>	
• Germanischer Lloyd (GL)	Yes; Only with SSD
• American Bureau of Shipping (ABS)	Yes; Only with SSD
• Bureau Veritas (BV)	Yes; Only with SSD
• Det Norske Veritas (DNV)	Yes; Only with SSD
• Lloyds Register of Shipping (LRS)	Yes; Only with SSD
<b>Ambient conditions</b>	
<b>Ambient temperature during operation</b>	
• Ambient temperature during operation	0 ... 50 °C no ODD operation, no HDD operation in swap frame, no hardware RAID controller; 0 ... 45 °C no ODD operation, no hardware RAID controller, power loss of expansion cards in total < 55 W; 0 ... 40 °C no hardware RAID controller, power loss of the expansion cards in total < 55 W; 0 ... 35 °C no restrictions
<b>Relative humidity</b>	
• Relative humidity	Tested to IEC 60068-78, DIN IEC 68-2-30: 5% to 80% at 25 °C (no condensation)
<b>Vibrations</b>	
• Vibration resistance during operation acc. to IEC 60068-2-6	Tested according to IEC 60068-2-6: 10 cycles, 10 Hz to 58 Hz: 0.0375 mm, 58 Hz to 500 Hz: 4.9 m/s <sup>2</sup> (0.5 g)
<b>Shock testing</b>	
• Shock load during operation	Tested according to IEC 60068-2-27, IEC 60068-2-29: half-sine: 50 m/s <sup>2</sup> (5 g), 30 ms, 100 shocks per axis
<b>Operating systems</b>	
Operating system	Windows 7 Ultimate, multi-language (32-bit/64-bit), Windows 10 Enterprise 2015 LTSC, multi-language (64-bit), Windows 10 Enterprise 2016 LTSC, multi-language (64-bit), Windows Server 2008 R2 Standard Edition incl. 5 clients, multi-language (64-bit); Windows Server 2012 R2 Standard Edition incl. 5 clients, multi-language (64-bit); Windows Server 2016 Standard Edition incl. 5 clients, multi-language (64-bit)
pre-installed operating system	Yes
Additional info on operating system	Multi-Language User Interface (MUI): 5 languages (English, German, French, Spanish, Italian)
without operating system	Yes
<b>Software</b>	
SIMATIC Software	Optionally in package with SIMATIC WinCC or WinCC flexible
<b>Dimensions</b>	
Width	430 mm
Height	88 mm; 2U
Depth	444 mm

## Ordering data

## Article No.

## Article No.

## SIMATIC IPC647D

Interfaces: RACK PC, 19", 2 U  
 Interfaces: 2 x GBIT LAN (RJ45);  
 1 x DVI-I; 2 x DisplayPort;  
 1 x COM; 2 x PS/2; audio;  
 2 x USB 3.0, 2 x USB 2.0 at rear;  
 1 x USB 3.0, 1 x USB 2.0 at front,  
 1 x USB 3.0 internal;  
 temperature and fan monitoring,  
 watchdog, card retainer

## Processor/main board

- Core i3-4330TE (2C/4T, 2.4 GHz, 4 MB cache); mainboard without fieldbus **D**
- Core i3-4330TE (2C/4T, 2.4 GHz, 4 MB, VT-x); mainboard with PROFIBUS/MPI (CP 5622-compatible) **E**
- Core i3-4330TE (2C/4T, 2.4 GHz, 4 MB cache); mainboard with PROFINET (3 x RJ45, CP 1616-compatible) **F**
- Core i5-4570TE (2C/4T, 2.7 (3.3) GHz, 4 MB Cache, TB, VT-d, AMT); mainboard without fieldbus **G**
- Core i5-4570TE (2C/4T, 2.7 (3.3) GHz, 4 MB cache, TB, VT-x, VT-d, AMT); mainboard with PROFIBUS/MPI (CP 5622-compatible) **H**
- Core i5-4570TE (2C/4T, 2.7 (3.3) GHz, 4 MB cache, TB, VT-d, AMT); mainboard with PROFINET (3 x RJ45, CP 1616-compatible) **J**
- Xeon E3-1268L v3 (4C/8T, 2.3 (3.3) GHz, 8 MB cache, TB, VT-d, AMT); mainboard without fieldbus **K**
- Xeon E3-1268L v3 (4C/8T, 2.3 (3.3) GHz, 8 MB cache, TB, VT-x, VT-d, AMT); mainboard with PROFIBUS/MPI (CP 5622-compatible) **L**
- Xeon E3-1268L v3 (4C/8T, 2.3 (3.3) GHz, 8 MB cache, TB, VT-d, AMT); mainboard with PROFINET (3 x RJ45, CP 1616-compatible) **M**

## Hard disks/SSD

- 500 GB HDD SATA, internal (0.5 g vibration, 5 g shock) **A**
- 1 TB HDD SATA, internal (0.5 g vibration, 5 g shock) **B**
- 2 x 1 TB HDD SATA, internal (0.5 g vibration, 5 g shock) **C**
- RAID1, 1 TB (2 x 1 TB HDD SATA, mirror disks), internal (0.5 g vibration, 5 g shock) **D**
- 500 GB HDD SATA in removable drive bay; front **H**
- 1 TB HDD SATA in removable drive bay; front **K**
- 2 x 1 TB HDD SATA in removable drive bay; front-mounted **M**
- RAID1, 1 TB (2 x 1 TB HDD SATA, mirror disks) in removable drive bay, hot-swappable, front **P**
- 240 GB SSD SATA, internal **S**
- 240 GB SSD SATA in removable drive bay; front **T**
- RAID1, 1 TB (2 x 1 TB HDD SAS, mirror disks) in removable drive bay, hot-swappable, front-mounted; PCIe x8 RAID controller including ZCMP module (2 slots occupied) **U**
- RAID1, 240 GB (2 x 240 GB SSD SATA, mirror disks), in removable drive bay, hot swap, at the front **W**

## SIMATIC IPC647D

## Memory configuration

- 2 GB DDR3 SDRAM (1 x 2 GB), single channel **1**
- 4 GB DDR3 SDRAM (2 x 2 GB), dual channel **2**
- 8 GB DDR3 SDRAM (2 x 4 GB), dual channel **3**
- 16 GB DDR3 SDRAM (2 x 8 GB), dual channel **4**
- 32 GB DDR3 SDRAM (4 x 8 GB), dual channel **5**
- 8 GB DDR3 SDRAM, (2 x 4 GB), ECC, dual channel **6**
- 16 GB DDR3 SDRAM, (2 x 8 GB), ECC, dual channel **7**
- 32 GB DDR3 SDRAM, (4 x 8 GB), ECC, dual channel **8**

## Bus module/removable data storage media/SSD:

- Bus module 2-slot: 2 x PCIe x16; without drives **0**
- Bus module 4-slot: 2 x PCI, 2 x PCIe x16; without drives **1**
- Bus module 4-slot: 4 x PCIe x16; without drives **2**
- Bus module 2-slot: 2 x PCIe x16; DVD±RW (slim) **3**
- Bus module 4-slot: 2 x PCI, 2 x PCIe x16; DVD±RW (slim) **4**
- Bus module 4-slot: 4 x PCIe x16; DVD±RW (slim) **5**
- Bus module 2-slot: 2 x PCIe x16/1 x 240 GB SSD (for operating system), internal **6**
- Bus module 4-slot: 2 x PCI, 2 x PCIe x16/1 x 240 GB SSD (for operating system), internal **7**
- Bus module 4-slot: 4 x PCIe x16/1 x 240 GB SSD (for operating system), internal **8**

## Expansion hardware

- Without expansions (hardware), onboard graphics; **0**
- Without expansions (hardware), onboard graphics, DVI-I adapter cable, VGA-compliant for onboard graphics; **1**
- Serial (COM2) + parallel (LPT, 1 slot reserved), onboard graphics; **2**
- Serial (COM2) + parallel (LPT, 1 slot reserved), onboard graphics; DVI-I adapter cable, VGA-compliant for onboard graphics; **3**
- Serial (COM2) + parallel (LPT, 1 slot reserved) + PCIe x16 Graphics Card (Dual-Head: 2 x VGA or 2 x DVI-D), 1 GB, (1 slot occupied); **4**
- PCIe x16 graphics card (dual head: 2 x VGA or 2 x DVI-D), 1 GB, (1 slot occupied) **5**

## PC-based Automation

### Rack PC

#### SIMATIC IPC647D

#### Ordering data

##### SIMATIC IPC647D

##### Operating system

(pre-installed and activated)

- Windows 7 Ultimate, 32-bit, SP1, MUI (en, de, fr, it, es) **A**
- Windows 7 Ultimate, 64-bit, SP1, MUI (en, de, fr, it, es) **B**
- Windows 10 Enterprise 2015 LTSB, multi-language (en, de, fr, it, es), 64-bit **C**
- Windows 10 Enterprise 2016 LTSB, multi-language (en, de, fr, it, es), 64-bit (for Core i3/i5) **D**
- Windows 10 Enterprise 2016 LTSB, multi-language (en, de, fr, it, es), 64-bit (for Xeon) **E**
- Windows Server 2008 R2 Standard Edition, 64-bit SP1 incl. 5 clients, multi-language (en, de, fr, it, es) **F**
- Windows Server 2012 R2 Standard Edition incl. 5 clients, MUI (en, de, fr, it, es), 64-bit **G**
- Windows Server 2016 Standard Edition incl. 5 clients, MUI (en, de, fr, it, es), 64-bit **H**
- Without operating system **X**

##### Expansions (software)/Security

- SIMATIC IPC DiagMonitor software included **A**
- SIMATIC IPC Image Creator software included **B**
- SIMATIC IPC DiagMonitor and Image Creator software included **C**
- Without software **X**
- Without expansions (software)/TPM 1.2<sup>1)</sup> (not for China or Russia) **Y**

##### Power supply,

with country-specific cable

- 110/240 V AC industrial power supply with NAMUR; power cable for Europe **0**
- 110/240 V AC industrial power supply with NAMUR; power cable for United Kingdom **1**
- 110/240 V AC industrial power supply with NAMUR; power cable for Switzerland **2**
- 110/240 V AC industrial power supply with NAMUR; power cable for the USA **3**
- 110/240 V AC industrial power supply with NAMUR; power cable for Italy **4**
- 110/240 V AC industrial power supply with NAMUR; power cable for China **5**
- 2 x 110/240 V AC redundant power supply; without power cable **6**
- 110/240 V AC industrial power supply with NAMUR; without power cable **8**

#### Article No.

6AG4112- 2 ■ ■ ■ ■ ■ - ■ ■ ■ ■ ■

#### Article No.

##### Accessories

##### Memory expansions

- 2 GB DDR3 1600 DIMM **6ES7648-2AJ50-0MA0**
- 4 GB DDR3 1600 DIMM **6ES7648-2AJ60-0MA0**
- 8 GB DDR3 1600 DIMM **6ES7648-2AJ70-0MA0**
- 8 GB DDR3 1600 DIMM, ECC **6ES7648-2AJ70-1MA0**

##### Hardware accessories

**Tray for low-profile removable drive bay** **6ES7648-0EG01-1BA0**

For 3.5" hard drive (SATA/SAS) and 2.5" SSD (SATA), without drive

##### Filter mats

for SIMATIC IPC647D (packing unit: 10 units) **A5E02396171**

##### Adapter cable

- Adapter cable DisplayPort to DVI-D for onboard graphics **6ES7648-3AF00-0XA0**
- Adapter cable DisplayPort to VGA for onboard graphics **6ES7648-3AG00-0XA0**

##### Power cable, straight, 3 m long

- Austria, Belgium, Finland, France, Germany, Netherlands, Spain, Sweden **6ES7900-0AA00-0XA0**
- United Kingdom **6ES7900-0BA00-0XA0**
- Switzerland **6ES7900-0CA00-0XA0**
- USA **6ES7900-0DA00-0XA0**
- Italy **6ES7900-0EA00-0XA0**
- China **6ES7900-0FA00-0XA0**

##### USB retainer

For interlocking the internal USB port **6ES7648-1AA00-0XK0**

##### Expansion components

See Expansion components

##### Communication products

See Expansion components

##### VxWorks real-time operating system

See Expansion components

4

<sup>1)</sup> TPM = Trusted Platform Module

Please assemble the required IPC configuration using the TIA Selection Tool or the configurator in the Industry Mall in order to ensure suitability; we do not accept any liability for configurations compiled by users themselves.

For an up-to-date overview, see the SIMATIC IPC online configurator at:

<https://www.siemens.com/ipc-configurator>

#### Note:

Software Packages with SIMATIC WinCC flexible, WinCC RT Advanced, SIMATIC WinCC, and SIMATIC WinAC RTX (F) can be ordered together with the SIMATIC IPC at a price advantage. More information under "Embedded Bundles/Packages for industrial PCs".

Additional information is available on the Internet at:

<http://www.siemens.com/simatic-pc>

## Overview



### SIMATIC IPC847D

The SIMATIC IPC847D is an extremely robust, high-performance industrial PC in 19" rack design (4 U) with excellent industrial functionality.

It offers:

- Maximum expandability
- Extreme ruggedness
- Intel® Core® i / Xeon technology 4<sup>th</sup> Generation

## Technical specifications

Article number	<b>6AG4114-2....-....</b> SIMATIC IPC847D (RACK PC)
<b>Installation type/mounting</b>	
Mounting	For horizontal and vertical installation; prepared for telescopic rails; 19" mounting bracket can be removed externally; tower kit (optional)
Design	Rack PC, 19", 4U
<b>Supply voltage</b>	
Type of supply voltage	100/240 V AC (autorange) 50 / 60 Hz; optional redundant 100/240 V AC; optional 100/240 V AC with UPS functionality incl. maintenance-free lead-tin battery
<b>Line frequency</b>	
• Rated value 50 Hz	Yes
• Rated value 60 Hz	Yes
<b>Mains buffering</b>	
• Mains/voltage failure stored energy time	20 ms
<b>Processor</b>	
Processor type	Xeon E3-1275 v3 (4C/8T, 3.5 (3.9) GHz, 8 MB cache); Xeon E3-1268L v3 (4C/8T, 2.3 (3.3) GHz, 8 MB cache); Core i5-4570TE (2C/4T, 2.7 (3.3) GHz, 4 MB cache); Core i3-4330TE (2C/4T, 2.4 GHz, 4 MB cache)
Chipset	Intel DH82C226 PCH
<b>Graphic</b>	
Graphics controller	Onboard graphics controller Intel HD 4600 Graphics integrated into the processor / PCI-Express graphics card (Dual Head: 2x VGA or 2x DVI-D) in the PCIe (x16) slot (optional)

Article number	<b>6AG4114-2....-....</b> SIMATIC IPC847D (RACK PC)
<b>Drives</b>	
Optical drives	DVD±R/RW (SlimLine)
Hard disk	500 GB HDD, 1 TB HDD, 2x 1 TB HDD, RAID1 (2x 1 TB HDD, mirror disks), RAID1 (2x 1 TB HDD, mirror disks) + 1x 1 TB HDD as hot spare, RAID5 (3x 1 TB HDD, striping with parity), RAID5 (3x 1 TB HDD, striping with parity) + 1x 1 TB HDD as hot spare; RAID1 (2x 1 TB HDD SAS, mirror disks), RAID5 (3x 1 TB HDD SAS, striping with parity), RAID5 (3x 1 TB HDD SAS, striping with parity) + 1x 1 TB HDD SAS as hot spare incl. PCIe (x8) RAID SAS controller incl. ZMCP module
SSD	Yes; 240 GB SSD; RAID1 (2x 240 GB SSD, mirror disks)
Slot for drives	Mounted internally on the fixed hard disk support, or mounted internally in vibration/shock-absorbing hard disk support, or mounted at the front in the low-profile removable drive bay (hot-swap in RAID configurations)
<b>Memory</b>	
Main memory	2 GB to 32 GB DDR3 1600 DIMM, ECC optional

## PC-based Automation

### Rack PC

#### SIMATIC IPC847D

#### Technical specifications (continued)

Article number	<b>6AG4114-2....-....</b> SIMATIC IPC847D (RACK PC)
<b>Hardware configuration</b>	
<b>Slots</b>	
• free slots	11 slots: 7x PCI, 3x PCIe (x4) (1 lane), 1x PCIe (x16) or 3x PCI, 5x PCIe mech. (x16) (4x 4 lanes, 1x 8 lanes), 3x PCIe (x4); all modules to a length of 312 mm can be used
<b>Interfaces</b>	
Interfaces/bus type	1x COM1, 1x COM2 (optional), 1x LPT (optional), 2x DisplayPort, 1x DVI-I, 2x PS/2, audio (Microphone In, Line Out), 7x USB, 2x Gigabit Ethernet, PROFIBUS or PROFINET optional
PROFIBUS/MPI	Optionally onboard, isolated, max. 12 Mbit/s, no plug-in card necessary, CP 5622-compatible
USB port	2x USB 3.0, 2x USB 2.0 rear, 1x USB 3.0, 1x USB 2.0 front, 1x USB 3.0 internal
Connection for keyboard/mouse serial interface	2x PS/2 COM1: 1x RS 232, COM2 (optional): 1x RS 232
parallel interface	optional LPT1
Multimedia	
• Audio In/Out	Yes
• Microphone In	Yes
<b>Video interfaces</b>	
• Graphics interface	2x DisplayPort and 1x DVI-I onboard; 1x VGA via DVI-VGA adapter cable (optional); graphics card PCIe (x16), Dual Head (2x VGA or 2x DVI-D), 1 GB graphics memory (optional)
<b>Industrial Ethernet</b>	
• Industrial Ethernet interface	2 x Ethernet (RJ45)
- 100 Mbps	Yes
- 1000 Mbps	Yes
<b>Integrated Functions</b>	
<b>Monitoring functions</b>	
• Temperature monitoring	Yes
• Watchdog	Yes
• Status LEDs	POWER, ETHERNET 1, ETHERNET 2, PN   MPI / DP, WATCHDOG, TEMP, FAN, HDD0 ALARM, HDD1 ALARM, HDD2 ALARM, HDD   HDD3 ALARM
• Fan	Yes
• Monitoring function via network	Optional

Article number	<b>6AG4114-2....-....</b> SIMATIC IPC847D (RACK PC)
<b>EMC</b>	
<b>Interference immunity against discharge of static electricity</b>	
• Interference immunity against discharge of static electricity	±6 kV contact discharge acc. to IEC 61000-4-2; ±8 kV air discharge acc. to IEC 61000-4-2
<b>Interference immunity against high-frequency electromagnetic fields</b>	
• Interference immunity against high frequency radiation	10 V/m for 80 - 1000 MHz and 1.4 - 2 GHz, 80% AM acc. to IEC 61000-4-3; 3 V/m for 2 - 2.7 GHz, 80% AM acc. to IEC 61000-4-3; 10 V for 10 kHz - 80 MHz, 80% AM acc. to IEC 61000-4-6
<b>Interference immunity to cable-borne interference</b>	
• Interference immunity on supply cables	±2 kV acc. to IEC 61000-4-4, burst; ±1 kV acc. to IEC 61000-4-5, surge symmetric; ±2 kV acc. to IEC 61000-4-5, surge asymmetric
• Interference immunity on signal cables >30m	±2 kV acc. to IEC 61000-4-4, burst; ±2 kV acc. to IEC 61000-4-5, surge
• Interference immunity on signal cables < 30m	±1 kV acc. to IEC 61000-4-4, Burst
<b>Interference immunity against voltage surge</b>	
• asymmetric interference	±2 kV acc. to IEC 61000-4-5, surge asymmetric
• symmetric interference	±1 kV acc. to IEC 61000-4-5, surge symmetric
<b>Interference immunity to magnetic fields</b>	
• Interference immunity to magnetic fields at 50 Hz	100 A/m; to IEC 61000-4-8
<b>Emission of conducted and non-conducted interference</b>	
• Interference emission via line/AC current cables	EN 61000-6-3, FCC Class A, EN 61000-6-4, CISPR 22, EN 55022 Class B, EN 61000-3-2 Class D, EN 61000-3-3
<b>Degree and class of protection</b>	
IP (at the front)	IP41
IP (rear)	IP20

## Technical specifications (continued)

Article number	<b>6AG4114-2....-....</b> SIMATIC IPC847D (RACK PC)
<b>Standards, approvals, certificates</b>	
Approval	CE, cULus 60950, KCC
CE mark	Yes; For use in industrial areas as well as domestic, business and commercial environments (emitted interference: EN 61000-6-3:2007 +A1:2011, noise immunity: EN 61000-6-2:2005)
CSA approval	Yes; Included in cULus
UL approval	Yes
cULus	Yes; UL 60950-1, file number E115352
RCM (formerly C-TICK)	Yes
KC approval	Yes
EAC (formerly Gost-R)	Yes
EMC	CE, EN 61000-6-3:2007 +A1:2011, EN 61000-6-2:2005
Dust protection	With front door closed: G2 EN 779, 99% of particles > 0.5 mm are filtered
<b>Ambient conditions</b>	
<b>Ambient temperature during operation</b>	
<ul style="list-style-type: none"> <li>Ambient temperature during operation</li> </ul>	0 °C to +45 °C, no burner operation, 0 °C to +50 °C, no operation of optical drive, power dissipation of the expansion cards in total < 30 W, maximum 3 removable drive bays, 0 °C to +40 °C with AC UPS, 0 °C to +35 °C with hardware RAID controller
<b>Relative humidity</b>	
<ul style="list-style-type: none"> <li>Relative humidity</li> </ul>	Tested according to IEC 60068-2-78, IEC 60068-2-30: Operation: 5% to 80% at 25 °C (no condensation), Storage: 5% to 95% at 25 °C (no condensation)
<b>Vibrations</b>	
<ul style="list-style-type: none"> <li>Vibration resistance during operation acc. to IEC 60068-2-6</li> </ul>	Tested according to DIN IEC 60068-2-6: 10 Hz to 58 Hz: 0.0375 mm, 58 Hz to 500 Hz: 4.9 m/s <sup>2</sup> (0.5 g)
<b>Shock testing</b>	
<ul style="list-style-type: none"> <li>Shock load during operation</li> </ul>	Tested according to IEC 60068-2-27, IEC 60068-2-29: half-sine: 50 m/s <sup>2</sup> (5 g), 30 ms, 100 shocks per axis

Article number	<b>6AG4114-2....-....</b> SIMATIC IPC847D (RACK PC)
<b>Operating systems</b>	
Operating system	Windows 7 Ultimate, multi-language (32-bit/64-bit), Windows 10 Enterprise 2015 LTSP, multi-language (64-bit), Windows 10 Enterprise 2016 LTSP, multi-language (64-bit), Windows Server 2008 R2 Standard Edition incl. 5 clients, multi-language (64-bit); Windows Server 2012 R2 Standard Edition incl. 5 clients, multi-language (64-bit); Windows Server 2016 Standard Edition incl. 5 clients, multi-language (64-bit)
pre-installed operating system	Yes
Additional info on operating system	Multi-Language User Interface (MUI): 5 languages (English, German, French, Spanish, Italian)
without operating system	Yes
<b>Software</b>	
SIMATIC Software	Optionally in package with SIMATIC WinCC or WinCC flexible
<b>Dimensions</b>	
Width	430 mm
Height	177 mm; 4U
Depth	444 mm



# PC-based Automation

## Rack PC

### SIMATIC IPC847D

#### Ordering data

#### Article No.

#### SIMATIC IPC847D

6AG4114- 2 ■ ■ ■ ■ - ■ ■ ■ ■ ■

Interfaces:  
RACK PC, 19", 4 U  
Interfaces: 2 x GBIT LAN (RJ45);  
1 x DVI-I; 2 x DisplayPort;  
1 x COM; 2 x PS/2; audio;  
2 x USB 3.0, 2 x USB 2.0 at rear;  
1 x USB 3.0, 1 x USB 2.0 at front,  
1 x USB 3.0 internal;  
temperature and fan monitoring,  
watchdog, card retainer

#### Processor/main board

- Core i3-4330TE (2C/4T, 2.4 GHz, 4 MB cache); mainboard without fieldbus
- Core i3-4330TE (2C/4T, 2.4 GHz, 4 MB cache, VT-x); mainboard with PROFIBUS/MPI (CP 5622-compatible)
- Core i3-4330TE (2C/4T, 2.4 GHz, 4 MB cache); mainboard with PROFINET 3 x RJ45, CP 1616-compatible)
- Core i5-4570TE (2C/4T, 2.7 (3.3) GHz, 4 MB cache, TB, VT-d, AMT); mainboard without fieldbus
- Core i5-4570TE (2C/4T, 2.7 (3.3) GHz, 4 MB cache, TB, VT-x, VT-d, AMT); mainboard with PROFIBUS/MPI (CP 5622-compatible)
- Core i5-4570TE (2C/4T, 2.7 (3.3) GHz, 4 MB cache, TB, VT-d, AMT); mainboard with PROFINET (3 x RJ45, CP 1616-compatible)
- Xeon E3-1268L v3 (4C/8T, 2.3 (3.3) GHz, 8 MB cache, TB, VT-d, AMT); mainboard without fieldbus
- Xeon E3-1268L v3 (4C/8T, 2.3 (3.3) GHz, 8 MB cache, TB, VT-x, VT-d, AMT); mainboard with PROFIBUS/MPI (CP 5622-compatible)
- Xeon E3-1268L v3 (4C/8T, 2.3 (3.3) GHz, 8 MB cache, TB, VT-d, AMT); mainboard with PROFINET (3 x RJ45, CP 1616-compatible)
- Xeon E3-1275 v3 (4C/8T, 3.5 (3.9) GHz, 8 MB cache, TB, VT-d, AMT); mainboard without fieldbus
- Xeon E3-1275 v3 (4C/8T, 3.5 (3.9) GHz, 8 MB cache, TB, VT-x, VT-d, AMT); mainboard with PROFIBUS/MPI (CP 5622-compatible)
- Xeon E3-1275 v3 (4C/8T, 3.5 (3.9) GHz, 8 MB cache, TB, VT-d, AMT); mainboard with PROFINET (3 x RJ45, CP 1616-compatible)

D

E

F

G

H

J

K

L

M

N

P

Q

#### Article No.

#### SIMATIC IPC847D

6AG4114- 2 ■ ■ ■ ■ - ■ ■ ■ ■ ■

#### Drives

- 500 GB HDD SATA, internal (0.3 g vibration, 3 g shock)
- 500 GB HDD SATA, internal (0.5 g vibration, 5 g shock)
- 1 TB HDD SATA, internal (0.5 g vibration, 5 g shock)
- 2 x 1 TB HDD SATA, internal (0.5 g vibration, 5 g shock)
- RAID1, 1 TB (2 x 1 TB HDD SATA, mirror disks), internal (0.5 g vibration, 5 g shock)
- 500 GB HDD SATA in removable drive bay; front
- 1 TB HDD SATA in removable drive bay; front
- 2 x 1 TB HDD SAT in removable drive bay; front
- RAID1, 1 TB (2 x 1 TB HDD SATA, mirror disks) in removable drive bay, hot-swappable, front;
- RAID5, 2 TB (3 x 1 TB HDD, SATA, striping with parity) in removable drive bay, hot-swappable, front
- RAID5, 2 TB (3 x 1 TB HDD, SATA, striping with parity) in removable drive bay, hot-swappable + 1 TB SATA HDD as hot spare in removable drive bay, front-mounted
- 240 GB SSD SATA, internal
- 240 GB SSD SATA in removable drive bay; front
- RAID1, 1 TB (2 x 1 TB HDD SATA, mirror disks), internal (0.5 g vibration, 5 g shock) + 240 GB SSD SATA (for operating system) in removable drive bay
- RAID1, 1 TB (2 x 1 TB HDD, SATA, mirror disks) in removable drive bay, hot swap + 1 TB HDD SATA as hot spare in removable drive bay, front;
- RAID1, 1 TB (2 x 1 TB HDD SATA, mirror disks) + 240 GB SSD SATA (for operating system) in removable drive bay, hot-swappable; front
- RAID1, 1 TB (2 x 1 TB HDD SAS, mirror disks) in removable drive bay, hot-swappable, front-mounted; PCIe x8 RAID controller incl. ZCMP module (2 slots occupied)
- RAID1, 1 TB (2 x 1 TB HDD SAS, mirror disks) in removable drive bay; PCIe x8 RAID controller including ZCMP module (2 slots occupied) + 240 GB SATA HDD (for operating system) in removable drive bay, front-mounted
- RAID5, 2 TB (3 x 1 TB HDD SAS, striping with parity) in removable drive bay, hot-swappable, front-mounted; PCIe x8 RAID controller including ZCMP module (2 slots occupied)
- RAID5, 2 TB (3 x 1 TB HDD SAS, striping with parity) in removable drive bay, hot-swappable; PCIe x8 RAID controller including ZCMP module (2 slots occupied) + 1 TB SATA HDD as hot-spare in removable drive bay, front-mounted
- RAID1, 240 GB (2 x 240 GB SSD SATA, mirror disks), in removable drive bay, hot swap, at the front

A

B

C

D

E

F

G

H

J

K

L

M

N

P

Q

R

S

T

U

V

W

## Ordering data

## Article No.

## SIMATIC IPC847D

6AG4114- 2

## Memory configuration

- 2 GB DDR3 SDRAM (1 x 2 GB), single channel 1
- 4 GB DDR3 SDRAM (2 x 2 GB), dual channel 2
- 8 GB DDR3 SDRAM (2 x 4 GB), dual channel 3
- 16 GB DDR3 SDRAM (2 x 8 GB), dual channel 4
- 32 GB DDR3 SDRAM (4 x 8 GB), dual channel 5
- 8 GB DDR3 SDRAM, (2 x 4 GB), ECC, dual channel 6
- 16 GB DDR3 SDRAM, (2 x 8 GB), ECC, dual channel 7
- 32 GB DDR3 SDRAM, (4 x 8 GB), ECC, dual channel 8

## Bus module/removable data storage media

- Bus module 11-slot: 7 x PCI, 3 x PCIe x4, 1 x PCIe x16; without removable data storage media 0
- Bus module 11-slot: 3 x PCI, 3 x PCIe x4, 5 x PCIe x16; without removable data storage media 1
- Bus module 11-slot: 7 x PCI, 3 x PCIe x4, 1 x PCIe x16; DVD±RW (slim) 2
- Bus module 11-slot: 3 x PCI, 3 x PCIe x4, 5 x PCIe x16; DVD±RW (slim) 3

## Expansion hardware

- Without expansions (hardware), onboard graphics 0
- Without expansions (hardware), onboard graphics, DVI-I to VGA adapter cable for onboard graphics; 1
- Serial (COM2) + parallel (LPT) (1 slot reserved), onboard graphics 2
- Serial (COM2) + parallel (LPT) (1 slot reserved), onboard graphics, DVI-I to VGA adapter cable for onboard graphics 3
- Serial (COM2) + parallel (LPT, 1 slot reserved) + PCIe x16 Graphics Card (Dual-Head: 2 x VGA or 2 x DVI-D), 1 GB, (1 slot occupied) 4

## Article No.

## SIMATIC IPC847D

6AG4114- 2

## Operating system

## (pre-installed and activated)

- Windows 7 Ultimate, 32-bit, SP1, MUI (en, de, fr, it, es) A
- Windows 7 Ultimate, 64-bit, SP1, MUI (en, de, fr, it, es) B
- Windows 10 Enterprise 2015 LTSB, 64-bit, MUI (en, de, fr, it, es) C
- Windows 10 Enterprise 2016 LTSB, 64-bit, MUI (en, de, fr, it, es) (for Core i3/i5) D
- Windows 10 Enterprise 2016 LTSB, 64-bit, MUI (en, de, fr, it, es) (for Xeon) E
- Windows Server 2008 R2 Standard Edition, 64-bit SP1 incl. 5 clients, multi-language (en, de, fr, it, es) F
- Windows Server 2012 R2 Standard Edition incl. 5 clients, MUI (en, de, fr, it, es), 64-bit G
- Windows Server 2016 Standard Edition incl. 5 clients, MUI (en, de, fr, it, es), 64-bit language H
- Without operating system X

## Expansions (software)/Security

- SIMATIC IPC DiagMonitor software included A
- SIMATIC IPC Image Creator software included B
- SIMATIC IPC DiagMonitor and Image Creator software included C
- Without software (software) X
- Without expansions (software)/TPM<sup>1)</sup> (not for China or Russia) Y

## Power supply,

## with country-specific cable

- 110/240 V AC industrial power supply with NAMUR; power cable for Europe 0
- 110/240 V AC industrial power supply with NAMUR; power cable for United Kingdom 1
- 110/240 V AC industrial power supply with NAMUR; power cable for Switzerland 2
- 110/240 V AC industrial power supply with NAMUR; power cable for the USA 3
- 110/240 V AC industrial power supply with NAMUR; power cable for Italy 4
- 110/240 V AC industrial power supply with NAMUR; power cable for China 5
- 2 x 110/240 V AC redundant power supply; without power cable 6
- 110/240 V AC industrial UPS including maintenance-free lead-tin battery; without network cable 7
- 110/240 V AC industrial power supply with NAMUR; without power cable 8

1) TPM = Trusted Platform Module

## Note:

Please assemble the required IPC configuration using the TIA Selection Tool or the configurator in the Industry Mall in order to ensure suitability; we do not accept any liability for configurations compiled by users themselves.

For an up-to-date overview, see the SIMATIC IPC online configurator at:

<https://www.siemens.com/ipc-configurator>

## PC-based Automation

### Rack PC

#### SIMATIC IPC847D

Ordering data	Article No.	Ordering data	Article No.
<b>Accessories</b>		<b>Power cable, straight, 3 m long</b>	
<b>Memory expansions</b>		<ul style="list-style-type: none"> <li>• Austria, Belgium, Finland, France, Germany, Netherlands, Spain, Sweden</li> </ul>	<b>6ES7900-0AA00-0XA0</b>
<ul style="list-style-type: none"> <li>• 2 GB DDR3 1600 DIMM</li> <li>• 4 GB DDR3 1600 DIMM</li> <li>• 8 GB DDR3 1600 DIMM</li> <li>• 8 GB DDR3 1600 DIMM, ECC</li> </ul>	<b>6ES7648-2AJ50-0MA0</b> <b>6ES7648-2AJ60-0MA0</b> <b>6ES7648-2AJ70-0MA0</b> <b>6ES7648-2AJ70-1MA0</b>	<ul style="list-style-type: none"> <li>• United Kingdom</li> <li>• Switzerland</li> <li>• USA</li> <li>• Italy</li> <li>• China</li> </ul>	<b>6ES7900-0BA00-0XA0</b> <b>6ES7900-0CA00-0XA0</b> <b>6ES7900-0DA00-0XA0</b> <b>6ES7900-0EA00-0XA0</b> <b>6ES7900-0FA00-0XA0</b>
<b>Hardware accessories</b>		<b>Tower Kit</b>	<b>6ES7648-1AA00-0XD0</b>
<b>Tray for low-profile removable drive bay</b>	<b>6ES7648-0EG01-1BA0</b>	For converting the computer into an industrial tower PC	
For 3.5" hard drive (SATA/SAS) and 2.5" SSD (SATA), without drive		<b>USB retainer</b>	<b>6ES7648-1AA00-0XK0</b>
<b>Filter mats</b>	<b>A5E01064980</b>	For interlocking the internal USB port	
for SIMATIC IPC847D (packing unit: 10 units)		<b>Expansion components</b>	See Expansion components
<b>Adapter cable</b>		<b>Communication products</b>	See Expansion components
<ul style="list-style-type: none"> <li>• DisplayPort to DVI-D for onboard graphics</li> <li>• DisplayPort to VGA for onboard graphics</li> </ul>	<b>6ES7648-3AF00-0XA0</b> <b>6ES7648-3AG00-0XA0</b>	<b>VxWorks real-time operating system</b>	See Expansion components


#### Note:

Software Packages with SIMATIC WinCC flexible, WinCC RT Advanced, SIMATIC WinCC, and SIMATIC WinAC RTX (F) can be ordered together with the SIMATIC IPC at a price advantage. More information under "Embedded Bundles/Packages for industrial PCs".

Additional information is available on the Internet at:

<http://www.siemens.com/simatic-pc>

## Overview



SIMATIC Box PCs provide mechanical engineers, plant engineers and control cabinet makers with particularly rugged industrial PC systems for use in powerful yet compact applications.

The following device classes are available for various requirements:

- SIMATIC IPC227 (Nanobox PC): The Box PC with optimized performance in compact design – maintenance-free and rugged
- SIMATIC IPC427 (Microbox PC): The powerful embedded IPC – maintenance-free with versatile configuration
- SIMATIC IPC627/IPC827 (Box PC): The high-end IPC – with maximum performance, functional scope, and expansion capability

Shared industrial functionality:

- Extreme compactness
- Certification for global marketing
- System-tested with SIMATIC components
- High vibration/shock load during operation
- Wide operational temperature range
- Robust data storage with CompactFlash/CFast or solid-state drive (SSD)
- Varied mounting possibilities for flexibility with installation
- Designed for 24-hour continuous operation
- Integrated parameterizable monitoring functions (temperature, fan, watchdog)
- High service friendliness
- Operating system pre-installed and activated for fast startup
- Motherboard developed and manufactured by Siemens
- Availability for 3 to 6 years
- Repairs and spare parts service for 5 years
- High component/design continuity
- Long-term availability of PC components from the Intel embedded line

**SIMATIC IPC227 (Nanobox PC): The Box PC with optimized performance in compact design – maintenance-free and rugged**

- Maximum compactness with approx. 1 liter enclosure volume with integrated industrial power supply for minimum space requirements in the control cabinet
- Maximum flexibility thanks to several mounting options and interfaces on one side suitable for every installation situation
- Optimum variety of interfaces due to a large number of integrated interfaces such as a selectable serial connection and 2 x teaming-capable Gigabit-Ethernet
- Maximum industrial functionality due to closed enclosure for optimum dust protection and non-volatile retentive memory
- Further device options for optimum adaptation to the application with additional PCIe slot

**SIMATIC IPC427 (Microbox PC): The powerful embedded IPC – maintenance-free with versatile configuration**

- Fan-free operation
- High performance with maximum compactness and ruggedness for direct installation in the machine
- Optimized for embedded applications
- Flexibility expandable using one or two PCIe I/O cards (optional)
- Flexible installation options including standard rail/wall/front upright mounting, even outside control cabinets
- NVRAM for retentive data storage (optional)

**SIMATIC IPC627/IPC827 (Box PC): The high-end IPC – with maximum performance, functional scope, and expansion capability**

- Maximum system performance for complex measuring, control and visualization tasks
- High flexibility with expansion slots and integral interfaces
- Flexible, space-saving installation with mounting brackets or portrait assembly kits
- Rugged design for direct installation in the machine
- RAID1 controller onboard
- Maximum processor performance up to an ambient temperature of 55 °C
- High system availability
- Buffered SRAM as memory for WinAC data
- 4 signaling LEDs

# PC-based Automation

## Box PC

### Introduction

### Technical specifications

Article number	<b>6ES7647-8B...-....</b> SIMATIC IPC227E (NANOBOX PC)	<b>6AG4022-0A...-....</b> SIMATIC IPC327E	<b>6AG4141-.....-....</b> SIMATIC IPC427E (MicroBOX PC)	<b>6AG4131-2.....-....</b> SIMATIC IPC627D (BOX PC)	<b>6AG4132-2.....-....</b> SIMATIC IPC827D (BOX PC)
<b>Installation type/mounting</b>					
Mounting	DIN rail, wall mounting, portrait mounting	Standard mounting rail, wall mounting (horizontal and vertical)	DIN rail, wall mounting, portrait mounting	Wall mounting, portrait mounting	Wall mounting, portrait mounting
Design	Box PC, built-in unit	Box PC, built-in unit	Box PC, built-in unit	Box PC, built-in unit	Box PC, built-in unit
<b>Supply voltage</b>					
Type of supply voltage	24 V DC	24 V DC	24 V DC	100/240 V AC (autorange); 24 V DC	100/240 V AC (autorange); 24 V DC
<b>Line frequency</b>					
<ul style="list-style-type: none"> <li>Rated value 50 Hz</li> <li>Rated value 60 Hz</li> </ul>				Yes Yes	Yes Yes
<b>Mains buffering</b>					
<ul style="list-style-type: none"> <li>Mains/voltage failure stored energy time</li> </ul>	20 ms	10 ms		20 ms	20 ms
<b>Processor</b>					
Processor type	Intel Celeron N2807 / N2930	Intel Celeron N3160	Celeron G3902 (2C/2T, 1.6 GHz, 2 MB Cache); Core i3-6102E (2C/4T, 1.9 GHz, 3 MB Cache); Core i5-6442EQ (4C/4T, 1.9 (2.7) GHz, 6 MB Cache, iAMT); Xeon E3-1505L v5 (4C/8T, 2.0 (2.8) GHz, 8 MB Cache, iAMT)	Celeron G1820TE (2C/2T, 2.2 GHz, 2 MB Cache); Core i3-4330TE (2C/4T, 2.4 GHz, 4 MB Cache); Xeon E3-1268L v3 (4C/8T, 2.3 (3.3) GHz, 8 MB Cache, AMT)	Celeron G1820TE (2C/2T, 2.2 GHz, 2 MB Cache); Core i3-4330TE (2C/4T, 2.4 GHz, 4 MB Cache); Xeon E3-1268L v3 (4C/8T, 2.3 (3.3) GHz, 8 MB Cache, AMT)
Chipset				Intel DH82C226 PCH	Intel DH82C226 PCH
<b>Graphic</b>					
Graphics controller			Intel HD graphics controller	Intel HD graphics controller P4600 GT2 (Xeon, Core i3); Intel HD graphics controller (Celeron)	Intel HD graphics controller P4600 GT2 (Xeon, Core i3); Intel HD graphics controller (Celeron)
<b>Drives</b>					
Optical drives				DVD±R±RW combi-drive, optional	DVD±R±RW combi-drive, optional
Hard disk	2.5" SATA ≥ 320 GB	500 GB HDD	2.5" SATA ≥ 320 GB	3.5" SATA ≥ 500 GB, optional; 3.5" SATA ≥ 1 TB; RAID1 2x 2.5" SATA ≥ 320 GB; solid-state drive (SSD) ≥ 240 GB; all hard disk drives within the enclosure are vibration-damped; RAID1 2x 2.5" SATA ≥ 320 GB byte in removable drive bay	3.5" SATA ≥ 500 GB, optional; 3.5" SATA ≥ 1 TB; RAID1 2x 2.5" SATA ≥ 320 GB; solid-state drive (SSD) ≥ 240 GB; all hard disk drives within the enclosure are vibration-damped; RAID1 2x 2.5" SATA ≥ 320 GB byte in removable drive bay
SSD	Yes; ≥ 80 GB optional	Yes; 256 GB SSD	Yes; 1x 80 GB, 1x 240 GB SSD, 1x 480 GB SSD	Yes; ≥ 240 GB optional	Yes; ≥ 240 GB optional
<b>Memory</b>					
Type of memory	DDR3L	DDR3L	DDR4 SO-DIMM	DDR3 1600 DIMM	DDR3 1600 DIMM
Main memory	2 / 4 / 8 GB	4 GB, 8 GB	4 GB to 16 GB, ECC optional	2 / 4 / 8 / 16 GB; ECC optional	2 / 4 / 8 / 16 GB; ECC optional

**Technical specifications (continued)**

Article number	<b>6ES7647-8B...-....</b> SIMATIC IPC227E (NANOBOX PC)	<b>6AG4022-0A...-....</b> SIMATIC IPC327E	<b>6AG4141-.....-....</b> SIMATIC IPC427E (MicroBOX PC)	<b>6AG4131-2....-....</b> SIMATIC IPC627D (BOX PC)	<b>6AG4132-2....-....</b> SIMATIC IPC827D (BOX PC)
<b>Data areas and their retentivity</b>					
Retentive data area (incl. timers, counters, flags), max.	512 kbyte; 128 KB can be stored in the buffer time; optional		512 kbyte; 128 KB can be stored in the buffer time; optional	2 Mbyte; 128 KB can be stored in the buffer time; optional	2 Mbyte; 128 KB can be stored in the buffer time; optional
<b>Hardware configuration</b>					
<b>Slots</b>					
• free slots	1x PCIe x1 (optional)	1x mPCIe (half-size), 1x mSATA (full-size)	2x PCIe; optional: 1x PCIe (x4); 2x PCIe (x1, x4), with card retainer	2x PCI; optional: 1x PCI & 1x PCIe (x16); 2x PCIe (x4, x16); with card retainer	3x PCI, 1x PCIe (x4), 1x PCIe (x16); with card retainer
<b>Interfaces</b>					
PROFIBUS/MPI				Optionally onboard, isolated, max. 12 Mbit/s, compatible with CP 5622	Optionally onboard, isolated, max. 12 Mbit/s, compatible with CP 5622
Number of industrial Ethernet interfaces		2; 2x RJ45 (independent)	3; Ethernet (2x RJ45, optional 3x RJ45)	2; 2x RJ45 (independent)	2; 2x RJ45 (independent)
Number of PROFINET interfaces				3; Optional	3; Optional
USB port	1x USB 3.0 / 3x USB 2.0	4x USB 2.0, 2x USB 3.0 (high current)	4x USB 3.0	4x USB 3.0	4x USB 3.0
Connection for keyboard/mouse serial interface	USB / USB		USB / USB	USB / USB	USB / USB
parallel interface	Without / 2x COM (RS 232 / 422 / 485), selectable in the BIOS	6x COM (4x RS 232, 2x RS 232 / 422 / 485 switchable)	Without / 2x COM (RS 232 / RS 485 / RS 422; switchable)	1x COM1 (RS 232), optional: 1x COM2 (RS 232)	1x COM1 (RS 232), optional: 1x COM2 (RS 232)
Video interfaces				optional LPT1	optional LPT1
<b>Video interfaces</b>					
• Graphics interface	1x DisplayPort	1x DisplayPort, 1x VGA	2x DisplayPort	1x DisplayPort and 1x DVI-I; 1x VGA via adapter cable (optional)	1x DisplayPort and 1x DVI-I; 1x VGA via adapter cable (optional)
<b>Industrial Ethernet</b>					
• Industrial Ethernet interface	Onboard, 2x 10 / 100 / 1000 Mbit, RJ45	2 x Ethernet (RJ45)	3x Ethernet (RJ45)	Onboard, 2x 10 / 100 / 1000 Mbit, RJ45	Onboard, 2x 10 / 100 / 1000 Mbit, RJ45
- 100 Mbps	Yes	Yes	Yes	Yes	Yes
- 1000 Mbps	Yes	Yes	Yes	Yes	Yes
<b>Protocols</b>					
<b>Protocols (Ethernet)</b>					
• TCP/IP		Yes			
<b>Integrated Functions</b>					
<b>Monitoring functions</b>					
• Temperature monitoring	Yes	Yes	Yes	Yes	Yes
• Watchdog	Yes	Yes	Yes	Yes	Yes
• Status LEDs	Yes	POWER, HDD	Yes	Yes	Yes
• Fan	No	No	No	Yes	Yes
• Monitoring function via network	Optional		Optional	Optional	Optional

# PC-based Automation

## Box PC

### Introduction

#### Technical specifications (continued)

Article number	6ES7647-8B...-.... SIMATIC IPC227E (NANOBOX PC)	6AG4022-0A...-.... SIMATIC IPC327E	6AG4141-...-...-.... SIMATIC IPC427E (MicroBOX PC)	6AG4131-2...-...-.... SIMATIC IPC627D (BOX PC)	6AG4132-2...-...-.... SIMATIC IPC827D (BOX PC)
<b>EMC</b>					
<b>Interference immunity against discharge of static electricity</b>					
<ul style="list-style-type: none"> <li>Interference immunity against discharge of static electricity</li> </ul>	±6 kV contact discharge acc. to IEC 61000-4-2; ±8 kV air discharge acc. to IEC 61000-4-2	±6 kV contact; ±8 kV air (to IEC 1000-4-2; ESD)	±6 kV contact discharge acc. to IEC 61000-4-2; ±8 kV air discharge acc. to IEC 61000-4-2	±6 kV contact discharge acc. to IEC 61000-4-2; ±8 kV air discharge acc. to IEC 61000-4-2	±6 kV contact discharge acc. to IEC 61000-4-2; ±8 kV air discharge acc. to IEC 61000-4-2
<ul style="list-style-type: none"> <li>Interference immunity against discharge of static electricity acc. to IEC 61000-4-2</li> <li>- Test voltage at air discharge</li> <li>- Test voltage at contact discharge</li> </ul>		8 kV 6 kV			
<b>Interference immunity against high-frequency electromagnetic fields</b>					
<ul style="list-style-type: none"> <li>Interference immunity against high frequency radiation</li> </ul>	10 V/m for 80 - 1000 MHz and 1.4 - 2 GHz, 80% AM acc. to IEC 61000-4-3; 3 V/m for 2 - 2.7 GHz, 80% AM acc. to IEC 61000-4-3; 10 V for 10 kHz - 80 MHz, 80% AM acc. to IEC 61000-4-6	10 V/m for 80 ... 1 000 MHz, 80% AM according to IEC 61000-4-3; 3 V/m for 1.4 ... 6 GHz, 80% AM according to IEC 61000-4-3	10 V/m for 80 - 1000 MHz and 1.4 - 2 GHz, 80% AM acc. to IEC 61000-4-3; 3 V/m for 2 - 2.7 GHz, 80% AM acc. to IEC 61000-4-3; 10 V for 10 kHz - 80 MHz, 80% AM acc. to IEC 61000-4-6	10 V/m for 80 - 1000 MHz and 1.4 - 2 GHz, 80% AM acc. to IEC 61000-4-3; 3 V/m for 2 - 2.7 GHz, 80% AM acc. to IEC 61000-4-3; 10 V for 10 kHz - 80 MHz, 80% AM acc. to IEC 61000-4-6	10 V/m for 80 - 1000 MHz and 1.4 - 2 GHz, 80% AM acc. to IEC 61000-4-3; 3 V/m for 2 - 2.7 GHz, 80% AM acc. to IEC 61000-4-3; 10 V for 10 kHz - 80 MHz, 80% AM acc. to IEC 61000-4-6
<b>Interference immunity to cable-borne interference</b>					
<ul style="list-style-type: none"> <li>Interference immunity on supply cables</li> </ul>	±2 kV acc. to IEC 61000-4-4, burst; ±1 kV acc. to IEC 61000-4-5, surge symmetric; ±2 kV acc. to IEC 61000-4-5, surge asymmetric	±2 kV (according to IEC 61000-4-4, burst); ±1 kV (according to IEC 61000-4-5, surge pulse/line to line); ±2 kV (according to IEC 61000-4-5, surge pulse/line to ground)	±2 kV acc. to IEC 61000-4-4, burst; ±1 kV acc. to IEC 61000-4-5, surge symmetric; ±2 kV acc. to IEC 61000-4-5, surge asymmetric	±2 kV acc. to IEC 61000-4-4, burst; ±1 kV acc. to IEC 61000-4-5, surge symmetric; ±2 kV acc. to IEC 61000-4-5, surge asymmetric	±2 kV acc. to IEC 61000-4-4, burst; ±1 kV acc. to IEC 61000-4-5, surge symmetric; ±2 kV acc. to IEC 61000-4-5, surge asymmetric
<ul style="list-style-type: none"> <li>Interference immunity on signal cables &gt;30m</li> </ul>	±2 kV acc. to IEC 61000-4-5, surge, length > 30 m	±2 kV acc. to IEC 61000-4-4, burst; ±2 kV acc. to IEC 61000-4-5, surge	±2 kV acc. to IEC 61000-4-5, surge, length > 30 m	±2 kV acc. to IEC 61000-4-5, surge, length > 30 m	±2 kV acc. to IEC 61000-4-5, surge, length > 30 m
<ul style="list-style-type: none"> <li>Interference immunity on signal cables &lt; 30m</li> </ul>	±1 kV acc. to IEC 61000-4-4; burst; length < 3 m; ±2 kV acc. to IEC 61000-4-4; burst; length > 3 m	±1 kV acc. to IEC 61000-4-4, Burst	±1 kV acc. to IEC 61000-4-4; burst; length < 3 m; ±2 kV acc. to IEC 61000-4-4; burst; length > 3 m	±1 kV acc. to IEC 61000-4-4; burst; length < 3 m; ±2 kV acc. to IEC 61000-4-4; burst; length > 3 m	±1 kV acc. to IEC 61000-4-4; burst; length < 3 m; ±2 kV acc. to IEC 61000-4-4; burst; length > 3 m
<b>Interference immunity against voltage surge</b>					
<ul style="list-style-type: none"> <li>asymmetric interference</li> </ul>	±2 kV acc. to IEC 61000-4-5, surge asymmetric	±2 kV acc. to IEC 61000-4-5, surge asymmetric	±2 kV acc. to IEC 61000-4-5, surge asymmetric	±2 kV acc. to IEC 61000-4-5, surge asymmetric	±2 kV acc. to IEC 61000-4-5, surge asymmetric
<ul style="list-style-type: none"> <li>symmetric interference</li> </ul>	±1 kV acc. to IEC 61000-4-5, surge symmetric	±1 kV acc. to IEC 61000-4-5, surge symmetric	±1 kV acc. to IEC 61000-4-5, surge symmetric	±1 kV acc. to IEC 61000-4-5, surge symmetric	±1 kV acc. to IEC 61000-4-5, surge symmetric
<b>Interference immunity to magnetic fields</b>					
<ul style="list-style-type: none"> <li>Interference immunity to magnetic fields at 50 Hz</li> </ul>	100 A/m; to IEC 61000-4-8	100 A/m; to IEC 61000-4-8	100 A/m; to IEC 61000-4-8	100 A/m; to IEC 61000-4-8	100 A/m; to IEC 61000-4-8
<b>Emission of conducted and non-conducted interference</b>					
<ul style="list-style-type: none"> <li>Interference emission via line/AC current cables</li> </ul>	EN 61000-6-3, EN 61000-6-4, CISPR 22 Class B, FCC Class A		EN 61000-6-3, EN 61000-6-4, CISPR 22 Class B, FCC Class A	EN 61000-6-3, EN 61000-6-4, CISPR 22 Class B, FCC Class A	EN 61000-6-3, EN 61000-6-4, CISPR 22 Class B, FCC Class A
<b>Degree and class of protection</b>					
IP (at the front)	IP40		IP20	IP20	IP20
IP (rear)	IP40		IP20	IP20	IP20



## Technical specifications (continued)

Article number	6ES7647-8B...-.... SIMATIC IPC227E (NANOBOX PC)	6AG4022-0A...-.... SIMATIC IPC327E	6AG4141-...-...-.... SIMATIC IPC427E (MicroBOX PC)	6AG4131-2...-...-.... SIMATIC IPC627D (BOX PC)	6AG4132-2...-...-.... SIMATIC IPC827D (BOX PC)
<b>Standards, approvals, certificates</b>					
CE mark	Yes	Yes	Yes	Yes	Yes
UL approval	Yes	Yes	Yes	Yes	Yes
• UL 508	Yes		Yes	Yes	Yes
cULus	Yes	Yes	Yes	Yes	Yes
RCM (formerly C-TICK)	Yes	Yes	Yes	Yes	Yes
KC approval	Yes		Yes	Yes	Yes
EAC (formerly Gost-R)		Yes			
FCC	Yes	Yes	Yes	Yes	Yes
EMC	CE, EN 61000-6-4:2007, EN 61000-6-2:2005		CE, EN 55022A, EN 61000-6-4, EN 61000-6-2	CE, EN 61000-6-3:2007 +A1:2011, EN 61000-6-2:2005	CE, EN 61000-6-3:2007 +A1:2011, EN 61000-6-2:2005
Dust protection	Protection against foreign bodies > 1 mm				
<b>Marine approval</b>					
• Germanischer Lloyd (GL)	Yes			Yes	Yes
• American Bureau of Shipping (ABS)	Yes			Yes	Yes
• Bureau Veritas (BV)	Yes			Yes	Yes
• Det Norske Veritas (DNV)	Yes			Yes	Yes
• Lloyds Register of Shipping (LRS)	Yes			Yes	Yes
• Nippon Kaiji Kyokai (Class NK)	Yes			Yes	Yes
<b>Ambient conditions</b>					
<b>Ambient temperature during operation</b>					
• Ambient temperature during operation	0 °C up to 60 °C	0 °C to 50 °C	0 °C to +55 °C	+5 °C up to 55 °C	+5 °C up to 55 °C
<b>Relative humidity</b>					
• Relative humidity	Tested according to IEC 60068-2-78, IEC 60068-2-30: Operation: 5% to 80% at 25 °C (no condensation), Storage: 5% to 95% at 25 °C (no condensation)	Tested according to IEC 60068-2-78, IEC 60068-2-30: Operation: 5% to 85% at 30 °C (no condensation), storage / transport: 5% to 95% at 25 / 55 °C (no condensation)	Tested according to IEC 60068-2-78, IEC 60068-2-30: Operation: 5% to 80% at 25 °C (no condensation), Storage: 5% to 95% at 25 °C (no condensation)	Tested according to IEC 60068-2-78, IEC 60068-2-30: Operation: 5% to 80% at 25 °C (no condensation), Storage: 5% to 95% at 25 °C (no condensation)	Tested according to IEC 60068-2-78, IEC 60068-2-30: Operation: 5% to 80% at 25 °C (no condensation), Storage: 5% to 95% at 25 °C (no condensation)
<b>Vibrations</b>					
• Vibration resistance during operation acc. to IEC 60068-2-6	Tested to DIN IEC 60068-2-6: 10 Hz to 58 Hz: 0.075 mm, 58 Hz to 200 Hz: 9.8 m/s <sup>2</sup> (1 g)	Tested to DIN IEC 60068-2-6: 10 Hz to 58 Hz: 0.075 mm, 58 Hz to 200 Hz: 9.8 m/s <sup>2</sup> (1 g)	Tested to DIN IEC 60068-2-6: 10 Hz to 58 Hz: 0.075 mm, 58 Hz to 200 Hz: 9.8 m/s <sup>2</sup> (1 g)	Tested according to DIN IEC 60068-2-6: 10 Hz to 58 Hz: 0.075 mm; 58 Hz to 500 Hz 9.8 m/s <sup>2</sup> (1g)	Tested according to DIN IEC 60068-2-6: 10 Hz to 58 Hz: 0.075 mm; 58 Hz to 500 Hz 9.8 m/s <sup>2</sup> (1g)
<b>Shock testing</b>					
• Shock load during operation	Tested according to IEC 60068-2-27: 150 m/s <sup>2</sup> , 11 ms	Tested in accordance with IEC 60068-2-27: With SSD: 150 m/s <sup>2</sup> , 11 ms; with HDD: 9.8 m/s <sup>2</sup> , 20 ms	Tested to DIN IEC 60068-2-29: 50 m/s <sup>2</sup> (5 g), 30 ms, 100 shocks	Tested to DIN IEC 60068-2-29: 50 m/s <sup>2</sup> (5 g), 30 ms, 100 shocks	Tested to DIN IEC 60068-2-29: 50 m/s <sup>2</sup> (5 g), 30 ms, 100 shocks

## PC-based Automation

### Box PC

#### Introduction

#### Technical specifications (continued)

Article number	<b>6ES7647-8B...-....</b> SIMATIC IPC227E (NANOBOX PC)	<b>6AG4022-0A...-....</b> SIMATIC IPC327E	<b>6AG4141-.....-....</b> SIMATIC IPC427E (MicroBOX PC)	<b>6AG4131-2....-....</b> SIMATIC IPC627D (BOX PC)	<b>6AG4132-2....-....</b> SIMATIC IPC827D (BOX PC)
<b>Operating systems</b>					
Operating system	Windows 7 Ultimate 32-bit / 64-bit, MUI; Windows Embedded Standard 7 E/P, 32-bit / 64-bit	Windows 7 Ultimate (Multi-Language), 64-bit; Windows 10 Enterprise 2016 LTSB, 64-bit	Windows 7 Ultimate (Multi-Language) 64-bit, Windows Embedded Standard 7 E/P 32-bit / 64-bit, Windows 10	Windows 7 Ultimate, 32-bit/64-bit, MUI; Windows Embedded Standard 7 P, 32-bit, MUI; Windows 10 Enterprise 2015 or 2016 LTSB, 64-bit, MUI	Windows 7 Ultimate, 32-bit/64-bit, MUI; Windows Embedded Standard 7 P, 32-bit, MUI; Windows 10 Enterprise 2015 or 2016 LTSB, 64-bit, MUI
pre-installed operating system	Yes	Yes	Yes	Yes	Yes
without operating system	Yes	Yes; Optional	Yes	Yes	Yes
<b>pre-installed operating system</b>					
• Windows 7	Yes; Ultimate 32 bits or 64 bits		Yes; Ultimate 32 bits or 64 bits	Yes; Ultimate 32 bits or 64 bits	Yes; Ultimate 32 bits or 64 bits
• Windows 10 IoT Enterprise	Yes; Windows 10 Enterprise 2016 LTSB, 64-bit, MUI		Yes; Windows 10 IoT Enterprise 2016 LTSB (64-bit) MUI	Yes; Windows 10 Enterprise 2015 or 2016 LTSB, 64-bit, MUI	Yes; Windows 10 Enterprise 2015 or 2016 LTSB, 64-bit, MUI
<b>Software</b>					
SIMATIC Software	Optional package with SIMATIC WinCC or WinAC RTX		Optionally with pre-installed SIMATIC WinCC RT Advanced / Software Controller / CPU 1500S software bundle	Optional package with SIMATIC WinCC or WinAC RTX	Optional package with SIMATIC WinCC or WinAC RTX
<b>Dimensions</b>					
Width	191 mm	254 mm	262 mm	312 mm	312 mm
Height	100 mm	140 mm	139.7 mm	81 mm; with DVD drive: 105 mm	155 mm; With DVD drive: 179 mm
Depth	60 mm	75 mm	55.5 mm	301 mm; incl. mounting rail	301 mm; incl. mounting rail

#### More information


More information is available on the Internet at:

<http://www.siemens.com/simatic-pc>

Information material can be ordered or downloaded from the Internet:

<http://www.siemens.com/simatic/printmaterial>

## Overview



### **SIMATIC IPC227E (Nanobox PC): The Box PC with optimized performance in compact design – maintenance-free and rugged**

The SIMATIC IPC227E Nanobox PC is an extremely compact and flexible embedded industrial PC.

Thanks to its closed, dust-protected all-metal enclosure, the IPC227E offers maximum industrial functionality for flexible use under harsh conditions – while remaining maintenance-free.

Modern interfaces and the option for expansion via a PCIe slot mean this Box PC can be easily integrated into the automation system. The latest Intel Dual-Core and Quad-Core processors ensure excellent performance here in an ultra-compact design.

## Technical specifications

Article number	<b>6ES7647-8B...-....</b> SIMATIC IPC227E (NANOBBOX PC)
<b>Installation type/mounting</b>	
Mounting	DIN rail, wall mounting, portrait mounting
Design	Box PC, built-in unit
<b>Supply voltage</b>	
Type of supply voltage	24 V DC
<b>Mains buffering</b>	
• Mains/voltage failure stored energy time	20 ms
<b>Processor</b>	
Processor type	Intel Celeron N2807 / N2930
<b>Drives</b>	
Hard disk	2.5" SATA ≥ 320 GB
SSD	Yes; ≥ 80 GB optional
<b>Memory</b>	
Type of memory	DDR3L
Main memory	2 / 4 / 8 GB
<b>Data areas and their retentivity</b>	
Retentive data area (incl. timers, counters, flags), max.	512 kbyte; 128 KB can be stored in the buffer time; optional
<b>Hardware configuration</b>	
<b>Slots</b>	
• free slots	1x PCIe x1 (optional)
<b>Interfaces</b>	
USB port	1x USB 3.0 / 3x USB 2.0
Connection for keyboard/mouse serial interface	USB / USB Without / 2x COM (RS 232 / 422 / 485), selectable in the BIOS
<b>Video interfaces</b>	
• Graphics interface	1x DisplayPort
<b>Industrial Ethernet</b>	
• Industrial Ethernet interface	Onboard, 2x 10 / 100 / 1000 Mbit, RJ45
- 100 Mbps	Yes
- 1000 Mbps	Yes
<b>Integrated Functions</b>	
<b>Monitoring functions</b>	
• Temperature monitoring	Yes
• Watchdog	Yes
• Status LEDs	Yes
• Fan	No
• Monitoring function via network	Optional

## PC-based Automation

### Box PC

#### SIMATIC IPC227E

#### Technical specifications (continued)

Article number	<b>6ES7647-8B...-....</b> SIMATIC IPC227E (NANOBOX PC)
<b>EMC</b>	
<b>Interference immunity against discharge of static electricity</b>	
<ul style="list-style-type: none"> <li>Interference immunity against discharge of static electricity</li> </ul>	±6 kV contact discharge acc. to IEC 61000-4-2; ±8 kV air discharge acc. to IEC 61000-4-2
<b>Interference immunity against high-frequency electromagnetic fields</b>	
<ul style="list-style-type: none"> <li>Interference immunity against high frequency radiation</li> </ul>	10 V/m for 80 - 1000 MHz and 1.4 - 2 GHz, 80% AM acc. to IEC 61000-4-3; 3 V/m for 2 - 2.7 GHz, 80% AM acc. to IEC 61000-4-3; 10 V for 10 kHz - 80 MHz, 80% AM acc. to IEC 61000-4-6
<b>Interference immunity to cable-borne interference</b>	
<ul style="list-style-type: none"> <li>Interference immunity on supply cables</li> <li>Interference immunity on signal cables &gt;30m</li> <li>Interference immunity on signal cables &lt; 30m</li> </ul>	±2 kV acc. to IEC 61000-4-4, burst; ±1 kV acc. to IEC 61000-4-5, surge symmetric; ±2 kV acc. to IEC 61000-4-5, surge asymmetric ±2 kV acc. to IEC 61000-4-5, surge, length > 30 m ±1 kV acc. to IEC 61000-4-4; burst; length < 3 m; ±2 kV acc. to IEC 61000-4-4; burst; length > 3 m
<b>Interference immunity against voltage surge</b>	
<ul style="list-style-type: none"> <li>asymmetric interference</li> <li>symmetric interference</li> </ul>	±2 kV acc. to IEC 61000-4-5, surge asymmetric ±1 kV acc. to IEC 61000-4-5, surge symmetric
<b>Interference immunity to magnetic fields</b>	
<ul style="list-style-type: none"> <li>Interference immunity to magnetic fields at 50 Hz</li> </ul>	100 A/m; to IEC 61000-4-8
<b>Emission of conducted and non-conducted interference</b>	
<ul style="list-style-type: none"> <li>Interference emission via line/AC current cables</li> </ul>	EN 61000-6-3, EN 61000-6-4, CISPR 22 Class B, FCC Class A
<b>Degree and class of protection</b>	
IP (at the front)	IP40
IP (rear)	IP40

Article number	<b>6ES7647-8B...-....</b> SIMATIC IPC227E (NANOBOX PC)
<b>Standards, approvals, certificates</b>	
CE mark	Yes
UL approval	Yes
<ul style="list-style-type: none"> <li>UL 508</li> </ul>	Yes
cULus	Yes
RCM (formerly C-TICK)	Yes
KC approval	Yes
FCC	Yes
EMC	CE, EN 61000-6-4:2007, EN 61000-6-2:2005
Dust protection	Protection against foreign bodies > 1 mm
<b>Marine approval</b>	
<ul style="list-style-type: none"> <li>Germanischer Lloyd (GL)</li> <li>American Bureau of Shipping (ABS)</li> <li>Bureau Veritas (BV)</li> <li>Det Norske Veritas (DNV)</li> <li>Lloyds Register of Shipping (LRS)</li> <li>Nippon Kaiji Kyokai (Class NK)</li> </ul>	Yes Yes Yes Yes Yes Yes
<b>Ambient conditions</b>	
<b>Ambient temperature during operation</b>	
<ul style="list-style-type: none"> <li>Ambient temperature during operation</li> </ul>	0 °C up to 60 °C
<b>Relative humidity</b>	
<ul style="list-style-type: none"> <li>Relative humidity</li> </ul>	Tested according to IEC 60068-2-78, IEC 60068-2-30: Operation: 5% to 80% at 25 °C (no condensation), Storage: 5% to 95% at 25 °C (no condensation)
<b>Vibrations</b>	
<ul style="list-style-type: none"> <li>Vibration resistance during operation acc. to IEC 60068-2-6</li> </ul>	Tested to DIN IEC 60068-2-6: 10 Hz to 58 Hz: 0.075 mm, 58 Hz to 200 Hz: 9.8 m/s <sup>2</sup> (1 g)
<b>Shock testing</b>	
<ul style="list-style-type: none"> <li>Shock load during operation</li> </ul>	Tested according to IEC 60068-2-27: 150 m/s <sup>2</sup> , 11 ms
<b>Operating systems</b>	
Operating system	Windows 7 Ultimate 32-bit / 64-bit, MUI; Windows Embedded Standard 7 E/P, 32-bit / 64-bit
pre-installed operating system	Yes
without operating system	Yes
<b>pre-installed operating system</b>	
<ul style="list-style-type: none"> <li>Windows 7</li> <li>Windows 10 IoT Enterprise</li> </ul>	Yes; Ultimate 32 bits or 64 bits Yes; Windows 10 Enterprise 2016 LTSB, 64-bit, MUI
<b>Software</b>	
SIMATIC Software	Optional package with SIMATIC WinCC or WinAC RTX
<b>Dimensions</b>	
Width	191 mm
Height	100 mm
Depth	60 mm

Ordering data	Article No.	Article No.	
<b>SIMATIC IPC227E</b>	<b>6ES7647- 8 B</b>	<b>SIMATIC IPC227E</b>	
<b>Processor</b>		<b>6ES7647- 8 B</b>	
<ul style="list-style-type: none"> <li>Celeron N2807 (2C/2T)</li> <li>Celeron N2930 (4C/4T)</li> <li>Celeron N2807 (2C/2T)/TPM (not for China)</li> <li>Celeron N2930 (4C/4T)/TPM (not for China)</li> </ul>	A B C D	<b>Mass storage</b> <ul style="list-style-type: none"> <li>Without</li> <li>240 GB SSD</li> <li>480 GB SSD</li> <li>4 GB CFast</li> <li>8 GB CFast</li> <li>16 GB CFast</li> <li>30 GB CFast</li> <li>320 GB HDD</li> </ul>	A C D K L M N R
<b>Work memory/NVRAM</b>			
<ul style="list-style-type: none"> <li>2 GB</li> <li>4 GB</li> <li>8 GB</li> <li>2 GB/NVRAM</li> <li>4 GB/NVRAM</li> <li>8 GB/NVRAM</li> </ul>	1 2 3 4 5 6	<b>Software</b>	A B D E F G J K L M
<b>Device version/interface</b>			
<ul style="list-style-type: none"> <li>Basis without COM</li> <li>Basis with COM1/2</li> <li>PCIe without COM</li> <li>PCIe with COM1/2</li> </ul>	1 2 3 4	<ul style="list-style-type: none"> <li>Without SIMATIC software</li> <li>CPU 1507S</li> <li>WinCC RT Advanced V14, 128 PT (V15 license package)</li> <li>WinCC RT Advanced V14, 512 PT (V15 license package)</li> <li>WinCC RT Advanced V14, 2 048 PT (V15 license package)</li> <li>WinCC RT Advanced V14, 4 096 PT (V15 license package)</li> <li>CPU 1507S/WinCC RT Advanced V14, 128 PT (V15 license package)</li> <li>CPU 1507S/WinCC RT Advanced V14, 512 PT (V15 license package)</li> <li>CPU 1507S/WinCC RT Advanced V14, 2 048 PT (V15 license package)</li> <li>CPU 1507S/WinCC RT Advanced V14, 4 096 PT (V15 license package)</li> </ul>	
<b>Operating system</b>			
<ul style="list-style-type: none"> <li>Without OS</li> <li>Windows Embedded Standard 7 E SP1, English, 32-bit</li> <li>Windows Embedded Standard 7 E SP1, English, 64-bit</li> <li>Windows Embedded Standard 7 P SP1, English, 32-bit</li> <li>Windows Embedded Standard 7 P SP1, English, 64-bit</li> <li>Windows 7 Ultimate SP1, 32-bit, MUI (en, de, fr, it, es)</li> <li>Windows 7 Ultimate SP1, 64-bit, MUI (en, de, fr, it, es)</li> <li>Windows 10 IoT Enterprise 2016 LTSB, 64-bit, MUI (en, de, fr, it, es)</li> </ul>	0 1 2 3 4 5 6 7	<b>Mounting accessories</b>	1 2 3 4 5 6
		<ul style="list-style-type: none"> <li>Standard mounting rail</li> <li>Wall mounting</li> <li>Portrait mounting</li> <li>Standard mounting rail with ATEX/IECEX Cat 3G Zone 2/cULus Class I Div. 2</li> <li>Wall mounting with ATEX/IECEX Cat 3G Zone 2/cULus Class I Div. 2</li> <li>Portrait mounting with ATEX/IECEX Cat 3G Zone 2/cULus Class I Div. 2</li> </ul>	

**Note:**

Please assemble the required IPC configuration using the TIA Selection Tool or configurator in the Industry Mall in order to ensure suitability; we do not accept any liability for configurations compiled by users themselves.

Additional information is available on the Internet at:

<http://www.siemens.com/simatic-ipc>

## PC-based Automation

### Box PC

#### SIMATIC IPC327E

#### Overview



#### SIMATIC IPC327E

Based on Intel Celeron process technology, the SIMATIC IPC327E Box PC represents a new IPC platform which has been specifically developed for cost-optimized, PC-based applications in industrial and industry-oriented environments.

It is above all distinguished by a large number of interfaces for easy connection to existing and new systems, fast availability from stock as well as a fanless industrial design.

#### Technical specifications

Article number	<b>6AG4022-0A...-....</b> SIMATIC IPC327E
<b>Installation type/mounting</b>	
Mounting	Standard mounting rail, wall mounting (horizontal and vertical)
Design	Box PC, built-in unit
<b>Supply voltage</b>	
Type of supply voltage	24 V DC
<b>Mains buffering</b>	
• Mains/voltage failure stored energy time	10 ms
<b>Processor</b>	
Processor type	Intel Celeron N3160
<b>Drives</b>	
Hard disk	500 GB HDD
SSD	Yes; 256 GB SSD
<b>Memory</b>	
Type of memory	DDR3L
Main memory	4 GB, 8 GB
<b>Hardware configuration</b>	
<b>Slots</b>	
• free slots	1x mPCIe (half-size), 1x mSATA (full-size)
<b>Interfaces</b>	
Number of industrial Ethernet interfaces	2; 2x RJ45 (independent)
USB port	4x USB 2.0, 2x USB 3.0 (high current)
serial interface	6x COM (4x RS 232, 2x RS 232 / 422 / 485 switchable)
<b>Video interfaces</b>	
• Graphics interface	1x DisplayPort, 1x VGA
<b>Industrial Ethernet</b>	
• Industrial Ethernet interface	2 x Ethernet (RJ45)
- 100 Mbps	Yes
- 1000 Mbps	Yes
<b>Protocols</b>	
<b>Protocols (Ethernet)</b>	
• TCP/IP	Yes
<b>Integrated Functions</b>	
<b>Monitoring functions</b>	
• Temperature monitoring	Yes
• Watchdog	Yes
• Status LEDs	POWER, HDD
• Fan	No

## Technical specifications (continued)

Article number	<b>6AG4022-0A...-....</b> SIMATIC IPC327E
<b>EMC</b>	
<b>Interference immunity against discharge of static electricity</b>	
<ul style="list-style-type: none"> <li>Interference immunity against discharge of static electricity</li> <li>Interference immunity against discharge of static electricity acc. to IEC 61000-4-2               <ul style="list-style-type: none"> <li>- Test voltage at air discharge</li> <li>- Test voltage at contact discharge</li> </ul> </li> </ul>	±6 kV contact; ±8 kV air (to IEC 1000-4-2; ESD)  8 kV 6 kV
<b>Interference immunity against high-frequency electromagnetic fields</b>	
<ul style="list-style-type: none"> <li>Interference immunity against high frequency radiation</li> </ul>	10 V/m for 80 ... 1 000 MHz, 80 % AM according to IEC 61000-4-3; 3 V/m for 1.4 ... 6 GHz, 80 % AM according to IEC 61000-4-3
<b>Interference immunity to cable-borne interference</b>	
<ul style="list-style-type: none"> <li>Interference immunity on supply cables</li> <li>Interference immunity on signal cables &gt;30m</li> <li>Interference immunity on signal cables &lt; 30m</li> </ul>	±2 kV (according to IEC 61000-4-4, burst); ±1 kV (according to IEC 61000-4-5, surge pulse/line to line); ±2 kV (according to IEC 61000-4-5, surge pulse/line to ground)  ±2 kV acc. to IEC 61000-4-4, burst; ±2 kV acc. to IEC 61000-4-5, surge  ±1 kV acc. to IEC 61000-4-4, Burst
<b>Interference immunity against voltage surge</b>	
<ul style="list-style-type: none"> <li>asymmetric interference</li> <li>symmetric interference</li> </ul>	±2 kV acc. to IEC 61000-4-5, surge asymmetric  ±1 kV acc. to IEC 61000-4-5, surge symmetric
<b>Interference immunity to magnetic fields</b>	
<ul style="list-style-type: none"> <li>Interference immunity to magnetic fields at 50 Hz</li> </ul>	100 A/m; to IEC 61000-4-8

Article number	<b>6AG4022-0A...-....</b> SIMATIC IPC327E
<b>Standards, approvals, certificates</b>	
CE mark	Yes
UL approval	Yes
cULus	Yes
RCM (formerly C-TICK)	Yes
EAC (formerly Gost-R)	Yes
FCC	Yes
<b>Ambient conditions</b>	
<b>Ambient temperature during operation</b>	
<ul style="list-style-type: none"> <li>Ambient temperature during operation</li> </ul>	0 °C to 50 °C
<b>Relative humidity</b>	
<ul style="list-style-type: none"> <li>Relative humidity</li> </ul>	Tested according to IEC 60068-2-78, IEC 60068-2-30: Operation: 5 % to 85 % at 30 °C (no condensation), storage / transport: 5 % to 95 % at 25 / 55 °C (no condensation)
<b>Vibrations</b>	
<ul style="list-style-type: none"> <li>Vibration resistance during operation acc. to IEC 60068-2-6</li> </ul>	Tested to DIN IEC 60068-2-6: 10 Hz to 58 Hz: 0.075 mm, 58 Hz to 200 Hz: 9.8 m/s <sup>2</sup> (1 g)
<b>Shock testing</b>	
<ul style="list-style-type: none"> <li>Shock load during operation</li> </ul>	Tested in accordance with IEC 60068-2-27: With SSD: 150 m/s <sup>2</sup> , 11 ms; with HDD: 9.8 m/s <sup>2</sup> , 20 ms
<b>Operating systems</b>	
Operating system	Windows 7 Ultimate (Multi-Language), 64-bit; Windows 10 Enterprise 2016 LTSC, 64-bit
pre-installed operating system	Yes
without operating system	Yes; Optional
<b>Dimensions</b>	
Width	254 mm
Height	140 mm
Depth	75 mm



## PC-based Automation

### Box PC

#### SIMATIC IPC327E

##### Ordering data

##### SIMATIC IPC327E

1 x display port graphic  
1 x VGA port graphic  
2x 10/100/1 000 Mbps  
Ethernet RJ45  
2 x USB 3.0; 4 x USB 2.0;  
6 x serial ports (COM)

##### Processor

- Celeron N3160 (4C/4T)

##### Work memory

- 4 GB RAM
- 8 GB RAM

##### Expansions/interface

- 1x mPCIe / 1x mSata

##### Operating system

- Without operating system
- Windows Ultimate SP1,  
64-bit MUI (en, de, fr, it, es)

##### Drives

- Without
- 500 GB HDD
- 256 GB SSD

##### Power supply

- 24 V DC

##### Mounting accessories

- Installation, VESA installation

##### Article No.

6AG4022-	0	A	-	-	-	-	-	-	-
<p>Processor</p> <p>Work memory</p> <p>Expansions/interface</p> <p>Operating system</p> <p>Drives</p> <p>Power supply</p> <p>Mounting accessories</p>									
		A							
			2						
			3						
				1					
					0				
					1				
						A			
						B			
						C			
							A		
								1	

##### Article No.

##### Preferred variants (available ex stock)

##### SIMATIC IPC327E

##### • Configuration 1

Intel Celeron Quad-Core N3160  
(1.6 GHz);  
500 GB HDD SATA, internal;  
4 GB RAM (1 x 4 GB);  
without operating system;  
24 V DC;  
interfaces: 2 x Gbit Ethernet  
(RJ45), 6 x USB 2.0; 2 x USB 3.0;  
6 x serial, 1 x Display Port,  
1 x VGA, audio

6AG4022-0AA21-0BA1

##### • Configuration 2

Intel Celeron Quad-Core N3160  
(1.6 GHz);  
500 GB HDD SATA, internal;  
4 GB RAM (1 x 4 GB);  
Windows 7 Ultimate 64-bit;  
24 V DC;  
interfaces: 2 x Gbit Ethernet  
(RJ45), 6 x USB 2.0; 2 x USB 3.0;  
6 x serial, 1 x Display Port,  
1 x VGA, audio

6AG4022-0AA21-1BA1

##### • Configuration 3

Intel Celeron Quad-Core N3160  
(1.6 GHz);  
256 GB SSD, internal;  
4 GB RAM (1 x 4 GB);  
without operating system;  
24 V DC;  
interfaces: 2 x Gbit Ethernet  
(RJ45), 6 x USB 2.0; 2 x USB 3.0;  
6 x serial, 1 x Display Port,  
1 x VGA, audio

6AG4022-0AA21-0CA1

##### • Configuration 4

Intel Celeron Quad-Core N3160  
(1.6 GHz);  
256 GB SSD, internal;  
4 GB RAM (1 x 4 GB);  
Windows 7 Ultimate 64-bit;  
24 V DC;  
interfaces: 2 x Gbit Ethernet  
(RJ45), 6 x USB 2.0; 2 x USB 3.0;  
6 x serial, 1 x Display Port,  
1 x VGA, audio

6AG4022-0AA21-1CA1


##### Note:

Please assemble the required IPC configuration using the TIA Selection Tool or configurator in the Industry Mall in order to ensure suitability; we do not accept any liability for configurations compiled by users themselves.

Additional information is available on the Internet at:

<http://www.siemens.com/simatic-ipc>

## Overview



### **SIMATIC IPC427E (Microbox PC): The powerful embedded IPC – maintenance-free with versatile configuration**

Ready-to-run, complete solution:

- Ultra-compact
- Maintenance-free
- Intel Core i technology of the sixth Generation

## Technical specifications

Article number	<b>6AG4141-.....</b> SIMATIC IPC427E (MicroBOX PC)
<b>Installation type/mounting</b>	
Mounting	DIN rail, wall mounting, portrait mounting
Design	Box PC, built-in unit
<b>Supply voltage</b>	
Type of supply voltage	24 V DC
<b>Processor</b>	
Processor type	Celeron G3902 (2C/2T, 1.6 GHz, 2 MB Cache); Core i3-6102E (2C/4T, 1.9 GHz, 3 MB Cache); Core i5-6442EQ (4C/4T, 1.9 (2.7) GHz, 6 MB Cache, iAMT); Xeon E3-1505L v5 (4C/8T, 2.0 (2.8) GHz, 8 MB Cache, iAMT)
<b>Graphic</b>	
Graphics controller	Intel HD graphics controller
<b>Drives</b>	
Hard disk	2.5" SATA ≥ 320 GB
SSD	Yes; 1x 80 GB, 1x 240 GB SSD, 1x 480 GB SSD
<b>Memory</b>	
Type of memory	DDR4 SO-DIMM
Main memory	4 GB to 16 GB, ECC optional
<b>Data areas and their retentivity</b>	
Retentive data area (incl. timers, counters, flags), max.	512 kbyte; 128 KB can be stored in the buffer time; optional
<b>Hardware configuration</b>	
<b>Slots</b>	
• free slots	2x PCIe; optional: 1x PCIe (x4); 2x PCIe (x1, x4), with card retainer

## PC-based Automation

### Box PC

#### SIMATIC IPC427E

#### Technical specifications (continued)

Article number	<b>6AG4141-.....-....</b> SIMATIC IPC427E (MicroBOX PC)
<b>Interfaces</b>	
Number of industrial Ethernet interfaces	3; Ethernet (2x RJ45, optional 3x RJ45)
USB port	4x USB 3.0
Connection for keyboard/mouse serial interface	USB / USB Without / 2x COM (RS 232 / RS 485 / RS 422; switchable)
<b>Video interfaces</b>	
• Graphics interface	2x DisplayPort
<b>Industrial Ethernet</b>	
• Industrial Ethernet interface	3x Ethernet (RJ45)
- 100 Mbps	Yes
- 1000 Mbps	Yes
<b>Integrated Functions</b>	
<b>Monitoring functions</b>	
• Temperature monitoring	Yes
• Watchdog	Yes
• Status LEDs	Yes
• Fan	No
• Monitoring function via network	Optional
<b>EMC</b>	
<b>Interference immunity against discharge of static electricity</b>	
• Interference immunity against discharge of static electricity	±6 kV contact discharge acc. to IEC 61000-4-2; ±8 kV air discharge acc. to IEC 61000-4-2
<b>Interference immunity against high-frequency electromagnetic fields</b>	
• Interference immunity against high frequency radiation	10 V/m for 80 - 1000 MHz and 1.4 - 2 GHz, 80% AM acc. to IEC 61000-4-3; 3 V/m for 2 - 2.7 GHz, 80% AM acc. to IEC 61000-4-3 ; 10 V for 10 kHz - 80 MHz, 80% AM acc. to IEC 61000-4-6
<b>Interference immunity to cable-borne interference</b>	
• Interference immunity on supply cables	±2 kV acc. to IEC 61000-4-4, burst; ±1 kV acc. to IEC 61000-4-5, surge symmetric; ±2 kV acc. to IEC 61000-4-5, surge asymmetric
• Interference immunity on signal cables >30m	±2 kV acc. to IEC 61000-4-5, surge, length > 30 m
• Interference immunity on signal cables < 30m	±1 kV acc. to IEC 61000-4-4; burst; length < 3 m; ±2 kV acc. to IEC 61000-4-4; burst; length > 3 m
<b>Interference immunity against voltage surge</b>	
• asymmetric interference	±2 kV acc. to IEC 61000-4-5, surge asymmetric
• symmetric interference	±1 kV acc. to IEC 61000-4-5, surge symmetric
<b>Interference immunity to magnetic fields</b>	
• Interference immunity to magnetic fields at 50 Hz	100 A/m; to IEC 61000-4-8
<b>Emission of conducted and non-conducted interference</b>	
• Interference emission via line/AC current cables	EN 61000-6-3, EN 61000-6-4, CISPR 22 Class B, FCC Class A
<b>Degree and class of protection</b>	
IP (at the front)	IP20
IP (rear)	IP20

Article number	<b>6AG4141-.....-....</b> SIMATIC IPC427E (MicroBOX PC)
<b>Standards, approvals, certificates</b>	
CE mark	Yes
UL approval	Yes
• UL 508	Yes
cULus	Yes
RCM (formerly C-TICK)	Yes
KC approval	Yes
FCC	Yes
EMC	CE, EN 55022A, EN 61000-6-4, EN 61000-6-2
<b>Ambient conditions</b>	
<b>Ambient temperature during operation</b>	
• Ambient temperature during operation	0 °C to +55 °C
<b>Relative humidity</b>	
• Relative humidity	Tested according to IEC 60068-2-78, IEC 60068-2-30: Operation: 5% to 80% at 25 °C (no condensation), Storage: 5% to 95% at 25 °C (no condensation)
<b>Vibrations</b>	
• Vibration resistance during operation acc. to IEC 60068-2-6	Tested to DIN IEC 60068-2-6: 10 Hz to 58 Hz: 0.075 mm, 58 Hz to 200 Hz: 9.8 m/s <sup>2</sup> (1 g)
<b>Shock testing</b>	
• Shock load during operation	Tested to DIN IEC 60068-2-29: 50 m/s <sup>2</sup> (5 g), 30 ms, 100 shocks
<b>Operating systems</b>	
Operating system	Windows 7 Ultimate (Multi-Language) 64-bit, Windows Embedded Standard 7 E/P 32-bit / 64-bit, Windows 10
pre-installed operating system	Yes
without operating system	Yes
<b>pre-installed operating system</b>	
• Windows 7	Yes; Ultimate 32 bits or 64 bits
• Windows 10 IoT Enterprise	Yes; Windows 10 IoT Enterprise 2016 LTSB (64-bit) MUI
<b>Software</b>	
SIMATIC Software	Optionally with pre-installed SIMATIC WinCC RT Advanced / Software Controller CPU 1500S software bundle
<b>Dimensions</b>	
Width	262 mm
Height	139.7 mm
Depth	55.5 mm

Ordering data	Article No.	Article No.	
<b>SIMATIC IPC427E (Box PC) <sup>1)</sup></b>	<b>6AG4141-</b>	<b>6AG4141-</b>	
<u>Processor and fieldbus</u>		<u>Mass storage, externally accessible</u>	
• Celeron G3902E; 2 x Gigabit Ethernet (IE/PN)	0	• Without external mass storage	0
• Celeron G3902E; 3 x Gigabit Ethernet (IE/PN)	1	• CFast 2 GB without operating system	1
• Core i3-6102E; 3 x Gigabit Ethernet (IE/PN)	3	• CFast 4 GB without operating system	2
• Core i5-6442EQ; 3 x Gigabit Ethernet (IE/PN)	5	• CFast 8 GB (only optionally with operating system/software if no internal mass storage or HDD)	3
• Xeon E3-1505L; 3 x Gigabit Ethernet (IE/PN)	7	• CFast 16 GB (only optionally with operating system/software if no internal mass storage or HDD)	4
		• CFast 30 GB (only optionally with operating system/software if no internal mass storage or HDD)	5
<u>Mounting accessories/ATEX</u>		<u>Mass storage, internal</u>	
• Standard mounting rail	B	• Without internal mass storage	A
• Wall mounting	C	• CFast 8 GB	B
• Portrait mounting	D	• CFast 16 GB	C
• Standard mounting rail with ATEX/IECEX Cat 3G Zone 2 / cULus Class I Div. 2	F	• CFast 30 GB	D
• Wall mounting with ATEX/IECEX Cat 3G Zone 2 / cULus Class I Div. 2	G	• 240 GB solid-state drive SATA	F
• Portrait mounting with ATEX/IECEX Cat 3G Zone 2 / cULus Class I Div. 2	H	• 480 GB solid-state drive SATA	G
		• 320 GB HDD	J
<u>Work memory/NVRAM/ECC</u>		<u>SIMATIC software (bundles)</u>	
• 4 GB	A	• Without SIMATIC software	A
• 8 GB	B	• CPU 1507S	B
• 16 GB	C	• WinCC RT Advanced V14 SP1, 128 PT	C
• 8 GB with ECC	D	• WinCC RT Advanced V14 SP1, 512 PT	D
• 16 GB with ECC	E	• WinCC RT Advanced V14 SP1, 2 048 PT	E
• 4 GB and NVRAM	F	• WinCC RT Advanced V14 SP1, 4 096 PT	F
• 8 GB and NVRAM	G	• WinCC RT Advanced V14 SP1, 8 192 PT	G
• 16 GB and NVRAM	H	• CPU 1507S / WinCC RT Advanced V14 SP1, 128 PT	H
• 8 GB with ECC and NVRAM	J	• CPU 1507S / WinCC RT Advanced V14 SP1, 512 PT	J
• 16 GB with ECC and NVRAM	K	• CPU 1507S / WinCC RT Advanced V14 SP1, 2 048 PT	K
		• CPU 1507S / WinCC RT Advanced V14 SP1, 4 096 PT	L
<u>Expansions/interface</u>		• CPU 1507S / WinCC RT Advanced V14 SP1, 8 192 PT	M
• No RS 232/RS 485, without PCIe	0		
• No RS 232/RS 485 and one PCIe	1	<u>Power supply</u>	
• No RS 232/RS 485 and two PCIe	2	• 24 V DC industrial power supply	0
• Two RS 232/RS 485, without PCIe	3	• 24 V DC and TPM <sup>2)</sup>	8
• Two RS 232/RS 485 and one PCIe	4	(not for China or Russia)	
• Two RS 232/RS 485 and two PCIe	5		
<u>Operating system</u>			
• Without operating system	0		
• Windows Embedded Standard 7 SP1, English, 32-bit	1		
• Windows Embedded Standard 7 SP1, English, 64-bit	2		
• Windows Embedded Standard 7 SP1, English, 64-bit, multi-touch	3		
• Windows 7 Ultimate SP1, 64-bit, MUI (en, de, fr, it, es)	4		
• Windows 10 Enterprise 2016 LTSB (64-bit) for Celeron, Core i3 and Core i5 processors	7		
• Windows 10 Enterprise 2016 LTSB (64-bit) for Xeon processors	8		

<sup>1)</sup> For an up-to-date overview, see the SIMATIC PC online configurator: <http://www.siemens.com/ipc-configurator>

<sup>2)</sup> TPM = Trusted Platform Module

## PC-based Automation

Box PC

### SIMATIC IPC427D

#### Overview



#### **SIMATIC IPC427D (Microbox PC): The powerful embedded IPC – maintenance-free with versatile configuration**

Ready-to-run, complete solution:

- Ultra-compact
- Maintenance-free
- Intel Core i-technology of the third Generation.

#### Technical specifications

Article number	<b>6AG4140-.....-...0</b>	<b>6AG4140-.....-...8</b>
	SIMATIC IPC427D (MICROBOX PC)	SIMATIC IPC427D (Microbox PC) with TPM
<b>Installation type/mounting</b>		
Mounting	DIN rail, wall mounting, portrait mounting	DIN rail, wall mounting, portrait mounting
Design	Box PC, built-in unit	Box PC, built-in unit
<b>Supply voltage</b>		
Type of supply voltage	24 V DC	24 V DC
<b>Processor</b>		
Processor type	Celeron 827E (1C/1T, 1.40 GHz, 1.5 MB Cache); Core i3-3217UE (2C/4T, 1.60 GHz, 3 MB Cache); Core i7-3517UE (2C/4T, 1.70 (2.80) GHz, 4 MB Cache, iAMT)	Celeron 827E (1C/1T, 1.40 GHz, 1.5 MB Cache); Core i3-3217UE (2C/4T, 1.60 GHz, 3 MB Cache); Core i7-3517UE (2C/4T, 1.70 (2.80) GHz, 4 MB Cache, iAMT)
<b>Graphic</b>		
Graphics controller	Intel HD Graphics, Intel HD Graphics 4000	Intel HD Graphics, Intel HD Graphics 4000
<b>Drives</b>		
Hard disk	2.5" SATA ≥ 320 GB	2.5" SATA ≥ 320 GB
SSD	Yes; 1x 80 GB, 1x 240 GB SSD, 1x 480 GB SSD	Yes; 1x 80 GB, 1x 240 GB SSD, 1x 480 GB SSD
<b>Memory</b>		
Type of memory	DDR3 SO-DIMM	DDR3 SO-DIMM
Main memory	1 / 2 / 4 / 8 GB; ECC optional	1 / 2 / 4 / 8 GB; ECC optional
<b>Data areas and their retentivity</b>		
Retentive data area (incl. timers, counters, flags), max.	512 kbyte; 128 KB can be stored in the buffer time; optional	512 kbyte; 128 KB can be stored in the buffer time; optional
<b>Hardware configuration</b>		
<b>Slots</b>		
• free slots	2x PCIe; optional: 1x PCIe (x4); 2x PCIe (x1, x4), with card retainer	2x PCI; optional: 1x PCI & 1x PCIe (x16); 2x PCIe (x4, x16); with card retainer
<b>Interfaces</b>		
PROFIBUS/MPI	onboard, isolated, max. 12 Mbit/s, CP 5611-compatible	onboard, isolated, max. 12 Mbit/s, CP 5611-compatible
Number of PROFINET interfaces	1; 3 ports (incl. switch)	1; 3 ports (incl. switch)
USB port	4x USB 3.0	4x USB 3.0
Connection for keyboard/mouse	USB / USB	USB / USB
serial interface	COM1: 1x RS 232, COM2 (optional): 1x RS 232	COM1: 1x RS 232, COM2 (optional): 1x RS 232
<b>Video interfaces</b>		
• Graphics interface	1x DisplayPort and 1x DVI-I; 1x VGA via adapter cable (optional)	1x DisplayPort and 1x DVI-I; 1x VGA via adapter cable (optional)
<b>Industrial Ethernet</b>		
• Industrial Ethernet interface	Onboard, 2 x 10/100/1000 Mbit/s, RJ45, no plug-in card necessary	Onboard, 2 x 10/100/1000 Mbit/s, RJ45, no plug-in card necessary
- 100 Mbps	Yes	Yes
- 1000 Mbps	Yes	Yes

## Technical specifications (continued)

Article number	6AG4140-.....-...0	6AG4140-.....-...8
	SIMATIC IPC427D (MICROBOX PC)	SIMATIC IPC427D (Microbox PC) with TPM
<b>Integrated Functions</b>		
<b>Monitoring functions</b>		
• Temperature monitoring	Yes	Yes
• Watchdog	Yes	Yes
• Status LEDs	Yes	Yes
• Monitoring function via network	Optional	Optional
<b>EMC</b>		
<b>Interference immunity against discharge of static electricity</b>		
• Interference immunity against discharge of static electricity	±6 kV contact discharge acc. to IEC 61000-4-2; ±8 kV air discharge acc. to IEC 61000-4-2	±6 kV contact discharge acc. to IEC 61000-4-2; ±8 kV air discharge acc. to IEC 61000-4-2
<b>Interference immunity against high-frequency electromagnetic fields</b>		
• Interference immunity against high frequency radiation	10 V/m for 80 - 1000 MHz and 1.4 - 2 GHz, 80% AM acc. to IEC 61000-4-3; 3 V/m for 2 - 2.7 GHz, 80% AM acc. to IEC 61000-4-3; 10 V for 10 kHz - 80 MHz, 80% AM acc. to IEC 61000-4-6	10 V/m for 80 - 1000 MHz and 1.4 - 2 GHz, 80% AM acc. to IEC 61000-4-3; 3 V/m for 2 - 2.7 GHz, 80% AM acc. to IEC 61000-4-3; 10 V for 10 kHz - 80 MHz, 80% AM acc. to IEC 61000-4-6
<b>Interference immunity to cable-borne interference</b>		
• Interference immunity on supply cables	±2 kV acc. to IEC 61000-4-4, burst; ±1 kV acc. to IEC 61000-4-5, surge symmetric; ±2 kV acc. to IEC 61000-4-5, surge asymmetric	±2 kV acc. to IEC 61000-4-4, burst; ±1 kV acc. to IEC 61000-4-5, surge symmetric; ±2 kV acc. to IEC 61000-4-5, surge asymmetric
• Interference immunity on signal cables >30m	±2 kV acc. to IEC 61000-4-5, surge, length > 30 m	±2 kV acc. to IEC 61000-4-5, surge, length > 30 m
• Interference immunity on signal cables < 30m	±1 kV acc. to IEC 61000-4-4; burst; length < 3 m; ±2 kV acc. to IEC 61000-4-4; burst; length > 3 m	±1 kV acc. to IEC 61000-4-4; burst; length < 3 m; ±2 kV acc. to IEC 61000-4-4; burst; length > 3 m
<b>Interference immunity against voltage surge</b>		
• asymmetric interference	±2 kV acc. to IEC 61000-4-5, surge asymmetric	±2 kV acc. to IEC 61000-4-5, surge asymmetric
• symmetric interference	±1 kV acc. to IEC 61000-4-5, surge symmetric	±1 kV acc. to IEC 61000-4-5, surge symmetric
<b>Interference immunity to magnetic fields</b>		
• Interference immunity to magnetic fields at 50 Hz	100 A/m; to IEC 61000-4-8	100 A/m; to IEC 61000-4-8
<b>Emission of conducted and non-conducted interference</b>		
• Interference emission via line/AC current cables	EN 61000-6-3, EN 61000-6-4, CISPR 22 Class B, FCC Class A	EN 61000-6-3, EN 61000-6-4, CISPR 22 Class B, FCC Class A
<b>Degree and class of protection</b>		
IP (at the front)	IP20	IP20
IP (rear)	IP20	IP20

Article number	6AG4140-.....-...0	6AG4140-.....-...8
	SIMATIC IPC427D (MICROBOX PC)	SIMATIC IPC427D (Microbox PC) with TPM
<b>Standards, approvals, certificates</b>		
CE mark	Yes	Yes
UL approval	Yes	Yes
• UL 508	Yes	Yes
cULus	Yes	Yes
RCM (formerly C-TICK)	Yes	Yes
KC approval	Yes	Yes
FCC	Yes	Yes
EMC	CE, EN 55022A, EN 61000-6-4, EN 61000-6-2	
<b>Marine approval</b>		
• Germanischer Lloyd (GL)	Yes	Yes
• American Bureau of Shipping (ABS)	Yes	Yes
• Bureau Veritas (BV)	Yes	Yes
• Det Norske Veritas (DNV)	Yes	Yes
• Lloyds Register of Shipping (LRS)	Yes	Yes
• Nippon Kaiji Kyokai (Class NK)	Yes	Yes
<b>Ambient conditions</b>		
<b>Ambient temperature during operation</b>		
• Ambient temperature during operation	0 °C to +55 °C	0 °C to +55 °C
<b>Relative humidity</b>		
• Relative humidity	Tested according to IEC 60068-2-78, IEC 60068-2-30: Operation: 5% to 80% at 25 °C (no condensation), Storage: 5% to 95% at 25 °C (no condensation)	
<b>Vibrations</b>		
• Vibration resistance during operation acc. to IEC 60068-2-6	Tested to DIN IEC 60068-2-6: 10 Hz to 58 Hz: 0.075 mm, 58 Hz to 200 Hz: 9.8 m/s <sup>2</sup> (1 g)	Tested to DIN IEC 60068-2-6: 10 Hz to 58 Hz: 0.075 mm, 58 Hz to 200 Hz: 9.8 m/s <sup>2</sup> (1 g)
<b>Shock testing</b>		
• Shock load during operation	Tested to DIN IEC 60068-2-29: 50 m/s <sup>2</sup> (5 g), 30 ms, 100 shocks	Tested to DIN IEC 60068-2-29: 50 m/s <sup>2</sup> (5 g), 30 ms, 100 shocks
<b>Operating systems</b>		
Operating system	Windows 7 Ultimate (Multi-Language) 32-bit / 64-bit, Windows Embedded Standard 7 E/P 32-bit / 64-bit	Windows 7 Ultimate (Multi-Language) 32-bit / 64-bit, Windows Embedded Standard 7 E/P 32-bit / 64-bit
pre-installed operating system	Yes	Yes
without operating system	Yes	Yes
<b>pre-installed operating system</b>		
• Windows 7	Yes; Ultimate 32 bits or 64 bits	Yes; Ultimate 32 bits or 64 bits
<b>Software</b>		
SIMATIC Software	Optionally with pre-installed software bundle SIMATIC WinCC RT Advanced / WinAC RTX	
<b>Dimensions</b>		
Width	262 mm	262 mm
Height	139.7 mm	139.7 mm
Depth	50.5 mm	50.5 mm

# PC-based Automation

## Box PC

### SIMATIC IPC427D

#### Ordering data

#### Article No.

#### SIMATIC IPC427D (Box PC) <sup>1)2)</sup>

6AG4140 -

#### Processor and fieldbus

- Celeron U827E (1C/1T, 1.4 GHz, 1.5 MB cache); 2 x Gigabit Ethernet (IE/PN) 0
- Celeron U827E (1C/1T, 1.4 GHz, 1.5 MB cache); 2 x Gigabit Ethernet (IE/PN); PROFIBUS DP12 1
- Celeron U827E (1C/1T, 1.4 GHz, 1.5 MB cache); 2 x Gigabit Ethernet (IE/PN); CAN interface 2
- Core i3-3217UE (2C/4T, 1.6 GHz, 3 MB cache); 2 x Gigabit Ethernet (IE/PN) 3
- Core i3-3217UE (2C/4T, 1.6 GHz, 3 MB cache); 2 x Gigabit Ethernet (IE/PN); PROFIBUS DP12 4
- Core i3-3217UE (2C/4T, 1.6 GHz, 3 MB cache); 1 x Gigabit Ethernet (IE/PN); 1 x PROFINET (IRT, 3 ports) 5
- Core i7-3517UE (2C/4T, 1.7 (2.8) GHz, 4 MB cache); 2 x Gigabit Ethernet (IE/PN) (optional ECC only here) 6
- Core i7-3517UE (2C/4T, 1.7 (2.8) GHz, 4 MB cache); 2 x Gigabit Ethernet (IE/PN); PROFIBUS DP12 7
- Core i7-3517UE (2C/4T, 1.7 (2.8) GHz, 4 MB cache); 1 x Gigabit Ethernet (IE/PN); 1 x PROFINET (IRT, 3 ports) 8

#### Mounting accessories:

- Without mounting accessories A
- Standard mounting rail B
- Wall mounting D
- Portrait mounting E
- Standard mounting rail with ATEX/IECEX Cat 3G Zone 2/cULus Class I Div. 2 M
- Wall mounting with ATEX/IECEX Cat 3G Zone 2/cULus Class I Div. 2 N
- Portrait mounting with ATEX/IECEX Cat 3G Zone 2/cULus Class I Div. 2 P

#### Work memory/NVRAM/ECC:

- 2 GB B
- 4 GB C
- 8 GB D
- 4 GB with ECC (only with Core i7, 2 x Gigabit Ethernet (IE/PN)) G
- 8 GB with ECC (only with Core i7, 2 x Gigabit Ethernet (IE/PN)) H
- 2 GB and NVRAM K
- 4 GB and NVRAM L
- 8 GB and NVRAM M
- 4 GB with ECC and NVRAM (only with Core i7, 2 x Gigabit Ethernet (IE/PN)) N
- 8 GB with ECC and NVRAM (only with Core i7, 2 x Gigabit Ethernet (IE/PN)) P

#### Article No.

#### SIMATIC IPC427D (Box PC) <sup>1)2)</sup>

6AG4140 -

#### Expansions/interface:

- One RS 232, without PCIe 0
- One RS 232 and one PCIe 1
- One RS 232 and two PCIe 2
- Second RS 232, without PCIe 3
- Second RS 232 and one PCIe 4
- Second RS 232 and second PCIe 5

#### Operating system:

- Without operating system 0
- Windows Embedded Standard 7 Professional, 32-bit, MUI 3
- Windows Embedded Standard 7 SP1, English, 32-bit 4
- Windows Embedded Standard 7 SP1, English, 64-bit 5
- Windows 7 Ultimate SP1, 32-bit, MUI (en, de, fr, it, es) 6
- Windows 7 Ultimate SP1, 64-bit, MUI (en, de, fr, it, es) 7

#### Mass storage, externally accessible:

- Without external mass storage 0
- CFast 2 GB Without operating system 1
- CFast 4 GB (only optionally with operating system if no internal mass storage) 2
- CFast 8 GB (only optionally with operating system if no internal mass storage) 3
- CFast 16 GB (only optionally with operating system if no internal mass storage) 4

#### Internal mass storage:

- Without internal mass storage A
- CFast 2 GB, without software B
- CFast 4 GB, without software C
- CFast 8 GB, without software D
- CFast 16 GB, without software E
- 320 GB HDD K
- 240 GB solid-state drive (standard) P
- 480 GB solid-state drive (standard) R



Ordering data	Article No.
<b>SIMATIC IPC427D (Box PC) <sup>1)2)</sup></b>	<b>6AG4140-</b> ■■■■■■ - ■■■■
<u>SIMATIC software pre-installed (bundles, only with Windows Embedded Standard 7):</u>	
• Without SIMATIC software	<b>A</b>
• WinAC RTX 2010 <sup>3)</sup>	<b>B</b>
• WinCC RT Advanced, 128 PT (V15 license package)	<b>C</b>
• WinCC RT Advanced, 512 PT (V15 license package)	<b>D</b>
• WinCC RT Advanced, 2 048 PT (V15 license package)	<b>E</b>
• WinCC RT Advanced, 4 096 PT (V15 license package)	<b>F</b>
• WinCC RT Advanced, 128 PT (V15 license package), WinAC RTX 2010 <sup>3)</sup>	<b>J</b>
• WinCC RT Advanced, 512 PT (V15 license package), WinAC RTX 2010 <sup>3)</sup>	<b>K</b>
• WinCC RT Advanced, 2 048 PT (V15 license package), WinAC RTX 2010 <sup>3)</sup>	<b>L</b>
• WinCC RT Advanced, 4 096 PT (V15 license package), WinAC RTX 2010 <sup>3)</sup>	<b>M</b>
• WinAC RTX F 2010 <sup>3)</sup>	<b>N</b>
• WinCC RT Advanced, 128 PT (V15 license package), WinAC RTX F 2010 <sup>3)</sup>	<b>P</b>
• WinCC RT Advanced, 512 PT (V15 license package), WinAC RTX F 2010 <sup>3)</sup>	<b>Q</b>
• WinCC RT Advanced, 2 048 PT (V15 license package), WinAC RTX F 2010 <sup>3)</sup>	<b>R</b>
• WinCC RT Advanced, 4 096 PT (V15 license package), WinAC RTX F 2010 <sup>3)</sup>	<b>S</b>
<u>Power supply:</u>	
• 24 V DC industrial power supply	<b>0</b>
• 24 V DC and TPM <sup>4)</sup> (not for China or Russia)	<b>8</b>

1) Built to order versions with a delivery time of max. 15 working days and with identified repair, if not preferred type.

2) For an up-to-date overview, see the SIMATIC PC online configurator at: <http://www.siemens.com/ipc-configurator>

3) Only with "work memory and NVRAM".

4) TPM = Trusted Platform Module

#### Note:

Please assemble the required IPC configuration using the TIA Selection Tool or configurator in the Industry Mall in order to ensure suitability; we do not accept any liability for configurations compiled by users themselves.

Bundles with SIMATIC software only with Windows Embedded Standard 7, work memory and NVRAM (with RTX and RTX F), and CFast mass storage of 4 GB or more/SSD.

## PC-based Automation

### Box PC

#### SIMATIC IPC627D

#### Overview



IPC627D with DVD drive

**SIMATIC IPC627D (Box PC): The high-end IPC – with maximum performance, functional scope and expansion capability**

It offers:

- Maximum performance in the smallest space
- Intel Xeon technology
- Removable hard disks (RAID1)

#### Technical specifications

Article number	<b>6AG4131-2....-....</b> SIMATIC IPC627D (BOX PC)
<b>Installation type/mounting</b>	
Mounting	Wall mounting, portrait mounting
Design	Box PC, built-in unit
<b>Supply voltage</b>	
Type of supply voltage	100/240 V AC (autorange); 24 V DC
<b>Line frequency</b>	
• Rated value 50 Hz	Yes
• Rated value 60 Hz	Yes
<b>Mains buffering</b>	
• Mains/voltage failure stored energy time	20 ms
<b>Processor</b>	
Processor type	Celeron G1820TE (2C/2T, 2.2 GHz, 2 MB Cache); Core i3-4330TE (2C/4T, 2.4 GHz, 4 MB Cache); Xeon E3-1268L v3 (4C/8T, 2.3 (3.3) GHz, 8 MB Cache, AMT)
Chipset	Intel DH82C226 PCH
<b>Graphic</b>	
Graphics controller	Intel HD graphics controller P4600 GT2 (Xeon, Core i3); Intel HD graphics controller (Celeron)
<b>Drives</b>	
Optical drives	DVD±R±RW combi-drive, optional
Hard disk	3.5" SATA ≥ 500 GB, optional: 3.5" SATA ≥ 1 TB; RAID1 2x 2.5" SATA ≥ 320 GB; solid-state drive (SSD) ≥ 240 GB; all hard disk drives within the enclosure are vibration-damped; RAID1 2x 2.5" SATA ≥ 320 GB byte in removable drive bay
SSD	Yes; ≥ 240 GB optional
<b>Memory</b>	
Type of memory	DDR3 1600 DIMM
Main memory	2 / 4 / 8 / 16 GB; ECC optional
<b>Data areas and their retentivity</b>	
Retentive data area (incl. timers, counters, flags), max.	2 Mbyte; 128 KB can be stored in the buffer time; optional
<b>Hardware configuration</b>	
<b>Slots</b>	
• free slots	2x PCI; optional: 1x PCI & 1x PCIe (x16); 2x PCIe (x4, x16); with card retainer

## Technical specifications (continued)

Article number	<b>6AG4131-2....-....</b> SIMATIC IPC627D (BOX PC)
<b>Interfaces</b>	
PROFIBUS/MPI	Optionally onboard, isolated, max. 12 Mbit/s, compatible with CP 5622
Number of industrial Ethernet interfaces	2; 2x RJ45 (independent)
Number of PROFINET interfaces	3; Optional
USB port	4x USB 3.0
Connection for keyboard/mouse serial interface	USB / USB
parallel interface	1x COM1 (RS 232), optional: 1x COM2 (RS 232)
	optional LPT1
<b>Video interfaces</b>	
• Graphics interface	1x DisplayPort and 1x DVI-I; 1x VGA via adapter cable (optional)
<b>Industrial Ethernet</b>	
• Industrial Ethernet interface	Onboard, 2x 10 / 100 / 1000 Mbit, RJ45
- 100 Mbps	Yes
- 1000 Mbps	Yes
<b>Integrated Functions</b>	
<b>Monitoring functions</b>	
• Temperature monitoring	Yes
• Watchdog	Yes
• Status LEDs	Yes
• Fan	Yes
• Monitoring function via network	Optional
<b>EMC</b>	
<b>Interference immunity against discharge of static electricity</b>	
• Interference immunity against discharge of static electricity	±6 kV contact discharge acc. to IEC 61000-4-2; ±8 kV air discharge acc. to IEC 61000-4-2
<b>Interference immunity against high-frequency electromagnetic fields</b>	
• Interference immunity against high frequency radiation	10 V/m for 80 - 1000 MHz and 1.4 - 2 GHz, 80% AM acc. to IEC 61000-4-3; 3 V/m for 2 - 2.7 GHz, 80% AM acc. to IEC 61000-4-3; 10 V for 10 kHz - 80 MHz, 80% AM acc. to IEC 61000-4-6
<b>Interference immunity to cable-borne interference</b>	
• Interference immunity on supply cables	±2 kV acc. to IEC 61000-4-4, burst; ±1 kV acc. to IEC 61000-4-5, surge symmetric; ±2 kV acc. to IEC 61000-4-5, surge asymmetric
• Interference immunity on signal cables >30m	±2 kV acc. to IEC 61000-4-5, surge, length > 30 m
• Interference immunity on signal cables < 30m	±1 kV acc. to IEC 61000-4-4; burst; length < 3 m; ±2 kV acc. to IEC 61000-4-4; burst; length > 3 m
<b>Interference immunity against voltage surge</b>	
• asymmetric interference	±2 kV acc. to IEC 61000-4-5, surge asymmetric
• symmetric interference	±1 kV acc. to IEC 61000-4-5, surge symmetric
<b>Interference immunity to magnetic fields</b>	
• Interference immunity to magnetic fields at 50 Hz	100 A/m; to IEC 61000-4-8

Article number	<b>6AG4131-2....-....</b> SIMATIC IPC627D (BOX PC)
<b>Emission of conducted and non-conducted interference</b>	
• Interference emission via line/AC current cables	EN 61000-6-3, EN 61000-6-4, CISPR 22 Class B, FCC Class A
<b>Degree and class of protection</b>	
IP (at the front)	IP20
IP (rear)	IP20
<b>Standards, approvals, certificates</b>	
CE mark	Yes
UL approval	Yes
• UL 508	Yes
cULus	Yes
RCM (formerly C-TICK)	Yes
KC approval	Yes
FCC	Yes
EMC	CE, EN 61000-6-3:2007 +A1:2011, EN 61000-6-2:2005
<b>Marine approval</b>	
• Germanischer Lloyd (GL)	Yes
• American Bureau of Shipping (ABS)	Yes
• Bureau Veritas (BV)	Yes
• Det Norske Veritas (DNV)	Yes
• Lloyds Register of Shipping (LRS)	Yes
• Nippon Kaiji Kyokai (Class NK)	Yes
<b>Ambient conditions</b>	
<b>Ambient temperature during operation</b>	
• Ambient temperature during operation	+5 °C up to 55 °C
<b>Relative humidity</b>	
• Relative humidity	Tested according to IEC 60068-2-78, IEC 60068-2-30: Operation: 5% to 80% at 25 °C (no condensation), Storage: 5% to 95% at 25 °C (no condensation)
<b>Vibrations</b>	
• Vibration resistance during operation acc. to IEC 60068-2-6	Tested according to DIN IEC 60068-2-6: 10 Hz to 58 Hz: 0.075 mm; 58 Hz to 500 Hz 9.8 m/s <sup>2</sup> (1g)
<b>Shock testing</b>	
• Shock load during operation	Tested to DIN IEC 60068-2-29: 50 m/s <sup>2</sup> (5 g), 30 ms, 100 shocks
<b>Operating systems</b>	
Operating system	Windows 7 Ultimate, 32-bit/64-bit, MUI; Windows Embedded Standard 7 P, 32-bit, MUI; Windows 10 Enterprise 2015 or 2016 LTSB, 64-bit, MUI
pre-installed operating system	Yes
without operating system	Yes
<b>pre-installed operating system</b>	
• Windows 7	Yes; Ultimate 32 bits or 64 bits
• Windows 10 IoT Enterprise	Yes; Windows 10 Enterprise 2015 or 2016 LTSB, 64-bit, MUI
<b>Software</b>	
SIMATIC Software	Optional package with SIMATIC WinCC or WinAC RTX
<b>Dimensions</b>	
Width	312 mm
Height	81 mm; with DVD drive: 105 mm
Depth	301 mm; incl. mounting rail



Ordering data	Article No.
<b>Accessories</b>	
<b>Memory expansion</b>	
• 2 GB DDR3 1600 SDRAM, DIMM	<b>6ES7648-2AJ50-0MA0</b>
• 4 GB DDR3 1600 SDRAM, DIMM	<b>6ES7648-2AJ60-0MA0</b>
• 8 GB DDR3 1600 SDRAM, DIMM	<b>6ES7648-2AJ70-0MA0</b>
• 8 GB DDR3 1600 SDRAM, DIMM, ECC	<b>6ES7648-2AJ70-1MA0</b>
<b>Assembly kit for portrait mounting</b>	
• Upward or downward interface outlet	<b>6ES7648-1AA10-1YA0</b>
• Interface outlet to the front	<b>6ES7648-1AA10-1YB0</b>
<b>SIMATIC PC graphics adapter cable</b>	
DVI-I acc. to VGA, 250 mm long	<b>6ES7648-3AB00-0XA0</b>
<b>SIMATIC PC power cable</b>	
For Box PC and Panel PC, 230 V AC, angled, 3 m	
• For Germany, France, Spain, the Netherlands, Belgium, Sweden, Austria, Finland	<b>6ES7900-1AA00-0XA0</b>
• For United Kingdom	<b>6ES7900-1BA00-0XA0</b>
• For Switzerland	<b>6ES7900-1CA00-0XA0</b>
• For the USA	<b>6ES7900-1DA00-0XA0</b>
• For Italy	<b>6ES7900-1EA00-0XA0</b>
• For China	<b>6ES7900-1FA00-0XA0</b>

**More information**

Additional information is available on the Internet at:

<http://www.siemens.com/simatic-pc>

## PC-based Automation

### Box PC

#### SIMATIC IPC827D

#### Overview



IPC827D with opened DVD drive

**SIMATIC IPC827D (Box PC): The high-end IPC – with maximum performance, functional scope and expansion capability**

It offers:

- Maximum performance and high expandability
- With Intel Xeon technology
- Removable hard disks (RAID1)

#### Technical specifications

Article number	<b>6AG4132-2....-....</b> SIMATIC IPC827D (BOX PC)
<b>Installation type/mounting</b>	
Mounting	Wall mounting, portrait mounting
Design	Box PC, built-in unit
<b>Supply voltage</b>	
Type of supply voltage	100/240 V AC (autorange); 24 V DC
<b>Line frequency</b>	
• Rated value 50 Hz	Yes
• Rated value 60 Hz	Yes
<b>Mains buffering</b>	
• Mains/voltage failure stored energy time	20 ms
<b>Processor</b>	
Processor type	Celeron G1820TE (2C/2T, 2.2 GHz, 2 MB Cache); Core i3-4330TE (2C/4T, 2.4 GHz, 4 MB Cache); Xeon E3-1268L v3 (4C/8T, 2.3 (3.3) GHz, 8 MB Cache, AMT)
Chipset	Intel DH82C226 PCH
<b>Graphic</b>	
Graphics controller	Intel HD graphics controller P4600 GT2 (Xeon, Core i3); Intel HD graphics controller (Celeron)
<b>Drives</b>	
Optical drives	DVD±R±RW combi-drive, optional
Hard disk	3.5" SATA ≥ 500 GB, optional: 3.5" SATA ≥ 1 TB; RAID1 2x 2.5" SATA ≥ 320 GB; solid-state drive (SSD) ≥ 240 GB; all hard disk drives within the enclosure are vibration-damped; RAID1 2x 2.5" SATA ≥ 320 GB byte in removable drive bay
SSD	Yes; ≥ 240 GB optional
<b>Memory</b>	
Type of memory	DDR3 1600 DIMM
Main memory	2 / 4 / 8 / 16 GB; ECC optional
<b>Data areas and their retentivity</b>	
Retentive data area (incl. timers, counters, flags), max.	2 Mbyte; 128 KB can be stored in the buffer time; optional
<b>Hardware configuration</b>	
<b>Slots</b>	
• free slots	3x PCI, 1x PCIe (x4), 1x PCIe (x16); with card retainer

## Technical specifications (continued)

Article number	<b>6AG4132-2....-....</b> SIMATIC IPC827D (BOX PC)
<b>Interfaces</b>	
PROFIBUS/MPI	Optionally onboard, isolated, max. 12 Mbit/s, compatible with CP 5622
Number of industrial Ethernet interfaces	2; 2x RJ45 (independent)
Number of PROFINET interfaces	3; Optional
USB port	4x USB 3.0
Connection for keyboard/mouse serial interface	USB / USB
parallel interface	1x COM1 (RS 232), optional: 1x COM2 (RS 232)
parallel interface	optional LPT1
<b>Video interfaces</b>	
• Graphics interface	1x DisplayPort and 1x DVI-I; 1x VGA via adapter cable (optional)
<b>Industrial Ethernet</b>	
• Industrial Ethernet interface	Onboard, 2x 10 / 100 / 1000 Mbit, RJ45
- 100 Mbps	Yes
- 1000 Mbps	Yes
<b>Integrated Functions</b>	
<b>Monitoring functions</b>	
• Temperature monitoring	Yes
• Watchdog	Yes
• Status LEDs	Yes
• Fan	Yes
• Monitoring function via network	Optional
<b>EMC</b>	
<b>Interference immunity against discharge of static electricity</b>	
• Interference immunity against discharge of static electricity	±6 kV contact discharge acc. to IEC 61000-4-2; ±8 kV air discharge acc. to IEC 61000-4-2
<b>Interference immunity against high-frequency electromagnetic fields</b>	
• Interference immunity against high frequency radiation	10 V/m for 80 - 1000 MHz and 1.4 - 2 GHz, 80% AM acc. to IEC 61000-4-3; 3 V/m for 2 - 2.7 GHz, 80% AM acc. to IEC 61000-4-3; 10 V for 10 kHz - 80 MHz, 80% AM acc. to IEC 61000-4-6
<b>Interference immunity to cable-borne interference</b>	
• Interference immunity on supply cables	±2 kV acc. to IEC 61000-4-4, burst; ±1 kV acc. to IEC 61000-4-5, surge symmetric; ±2 kV acc. to IEC 61000-4-5, surge asymmetric
• Interference immunity on signal cables >30m	±2 kV acc. to IEC 61000-4-5, surge, length > 30 m
• Interference immunity on signal cables < 30m	±1 kV acc. to IEC 61000-4-4; burst; length < 3 m; ±2 kV acc. to IEC 61000-4-4; burst; length > 3 m
<b>Interference immunity against voltage surge</b>	
• asymmetric interference	±2 kV acc. to IEC 61000-4-5, surge asymmetric
• symmetric interference	±1 kV acc. to IEC 61000-4-5, surge symmetric
<b>Interference immunity to magnetic fields</b>	
• Interference immunity to magnetic fields at 50 Hz	100 A/m; to IEC 61000-4-8
<b>Emission of conducted and non-conducted interference</b>	
• Interference emission via line/AC current cables	EN 61000-6-3, EN 61000-6-4, CISPR 22 Class B, FCC Class A

Article number	<b>6AG4132-2....-....</b> SIMATIC IPC827D (BOX PC)
<b>Degree and class of protection</b>	
IP (at the front)	IP20
IP (rear)	IP20
<b>Standards, approvals, certificates</b>	
CE mark	Yes
UL approval	Yes
• UL 508	Yes
cULus	Yes
RCM (formerly C-TICK)	Yes
KC approval	Yes
FCC	Yes
EMC	CE, EN 61000-6-3:2007 +A1:2011, EN 61000-6-2:2005
<b>Marine approval</b>	
• Germanischer Lloyd (GL)	Yes
• American Bureau of Shipping (ABS)	Yes
• Bureau Veritas (BV)	Yes
• Det Norske Veritas (DNV)	Yes
• Lloyds Register of Shipping (LRS)	Yes
• Nippon Kaiji Kyokai (Class NK)	Yes
<b>Ambient conditions</b>	
<b>Ambient temperature during operation</b>	
• Ambient temperature during operation	+5 °C up to 55 °C
<b>Relative humidity</b>	
• Relative humidity	Tested according to IEC 60068-2-78, IEC 60068-2-30: Operation: 5% to 80% at 25 °C (no condensation), Storage: 5% to 95% at 25 °C (no condensation)
<b>Vibrations</b>	
• Vibration resistance during operation acc. to IEC 60068-2-6	Tested according to DIN IEC 60068-2-6: 10 Hz to 58 Hz: 0.075 mm; 58 Hz to 500 Hz 9.8 m/s <sup>2</sup> (1g)
<b>Shock testing</b>	
• Shock load during operation	Tested to DIN IEC 60068-2-29: 50 m/s <sup>2</sup> (5 g), 30 ms, 100 shocks
<b>Operating systems</b>	
Operating system	Windows 7 Ultimate, 32-bit/64-bit, MU; Windows Embedded Standard 7 P, 32-bit, MU; Windows 10 Enterprise 2015 or 2016 LTSB, 64-bit, MU
pre-installed operating system	Yes
without operating system	Yes
<b>pre-installed operating system</b>	
• Windows 7	Yes; Ultimate 32 bits or 64 bits
• Windows 10 IoT Enterprise	Yes; Windows 10 Enterprise 2015 or 2016 LTSB, 64-bit, MU
<b>Software</b>	
SIMATIC Software	Optional package with SIMATIC WinCC or WinAC RTX
<b>Dimensions</b>	
Width	312 mm
Height	155 mm; With DVD drive: 179 mm
Depth	301 mm; incl. mounting rail



## PC-based Automation

## Box PC

## SIMATIC IPC827D

## Ordering data

## Article No.

SIMATIC IPC827D<sup>1)</sup>

6AG4132 - 2

HD graphics onboard  
(Xeon, i3: HD4600);  
2 x Gigabit Ethernet (IE/PN) RJ45;  
4 x USB V3.0;  
1 x serial (COM1);  
RAID controller onboard;  
watchdog, temp./fan monitoring;

## Processor:

- Celeron G1820TE  
(2C/2T, 2.2 GHz, 2 MB cache)
- Celeron G1820TE  
(2C/2T, 2.2 GHz, 2 MB cache);  
PROFIBUS/MPI
- Celeron G1820TE  
(2C/2T, 2.2 GHz, 2 MB cache);  
PROFINET (IRT, 3 ports,  
CP 1616-compatible);  
2 MB buffered SRAM
- Core i3-4330TE (2C/4T,  
2.4 GHz, 4 MB cache, VT-x)
- Core i3-4330TE (2C/4T,  
2.4 GHz, 4 MB cache, VT-x);  
PROFIBUS/MPI
- Core i3-4330TE (2C/4T,  
2.4 GHz, 4 MB cache, VT-x);  
PROFINET (IRT, 3 ports,  
CP 1616-compatible);  
2 MB buffered SRAM
- Xeon E3-1268Lv3  
(4C/8T, 2.3 (3.3) GHz,  
8 MB cache, VT-d, AMT)
- Xeon E3-1268Lv3  
(4C/8T, 2.3 (3.3) GHz,  
8 MB cache, VT-d, AMT);  
PROFIBUS/MPI
- Xeon E3-1268Lv3  
(4C/8T, 2.3 (3.3) GHz,  
8 MB cache, VT-d, AMT);  
PROFINET (IRT, 3 ports,  
CP 1616-compatible);  
2 MB buffered SRAM

## Drives

- 500 GB HDD SATA
- 500 GB HDD SATA; DVD+/-RW
- 1 TB HDD SATA
- 1 TB HDD SATA; DVD+/-RW
- RAID1 2 x 320 GB SATA (2.5")
- RAID1 2 x 320 GB SATA (2.5");  
DVD+/-RW
- Exchangeable SSD RAID1  
2x 240 GB solid-state drive
- Exchangeable SSD RAID1  
2 x 320 GB SATA (2.5")
- Exchangeable SSD RAID1  
2 x 320 GB SATA (2.5");  
solid-state drive 240 GB
- Solid-state drive, 240 GB
- Solid-state drive 240 GB;  
320 GB HDD SATA (2.5")
- Solid-state drive 240 GB;  
320 GB HDD SATA (2.5");  
DVD+/-RW

A
B
C
D
E
F
G
H
J
A
B
D
E
G
H
J
K
L
M
N
P

## Article No.

SIMATIC IPC827D<sup>1)</sup>

6AG4132 - 2

## Memory configuration

- 2 GB DDR3 1600 DIMM
- 4 GB DDR3 1600 DIMM
- 8 GB DDR3 1600 DIMM
- 16 GB DDR3 1600 DIMM
- 8 GB DDR3 1600 DIMM; ECC
- 16 GB DDR3 1600 DIMM; ECC

1  
2  
3  
4  
5  
6

## Expansions (HW)

- 1 x PCIe (x16); 1 x PCIe (x4);  
3 x PCI

0

## Expansion 2 (HW)

- Without expansion (HW)
- 2 x USB in addition  
(1 slot occupied)
- COM2; LPT (1 slot occupied)
- 2 x USB in addition; COM2;  
LPT (2 slots occupied)

0  
1  
2  
3

## Operating system

- Windows 7 Ultimate, 32-bit SP1,  
MUI (en, de, fr, it, es)
- Windows 7 Ultimate, 64-bit SP1,  
MUI (en, de, fr, it, es)
- Windows 10 Enterprise 2015  
LTSB, 64-bit, MUI (en, de, fr, it, es)
- Windows Embedded Standard 7  
P, 32-bit, SP1, MUI (en, de, fr, it,  
es) with SSD 80 GB option
- Windows 10 Enterprise 2016  
LTSB, 64-bit, MUI (en, de, fr, it, es)  
for Celeron and i3 processors
- Windows 10 Enterprise 2016  
LTSB, 64-bit, MUI (en, de, fr, it, es)  
for Xeon processors
- Without

A  
B  
C  
D  
E  
F  
X

## Expansion (SW)

- SIMATIC IPC DiagMonitor  
enclosed
- SIMATIC IPC Image & Partition  
Creator enclosed
- SIMATIC IPC DiagMonitor,  
Image & Partition Creator  
enclosed
- Without
- TPM<sup>2)</sup> (not for China or Russia)

A  
B  
C  
X  
YCountry-specific version /  
power supply

- 110/230 V AC industrial  
power supply with NAMUR;  
power cable for Europe
- 110/230 V AC industrial  
power supply with NAMUR;  
power cable for UK
- 110/230 V AC industrial  
power supply with NAMUR;  
power cable for CH
- 110/230 V AC industrial  
power supply with NAMUR;  
power cable for the USA
- 110/230 V AC industrial  
power supply NAMUR;  
power cable for Italy
- 110/230 V AC industrial  
power supply with NAMUR;  
power cable for China
- 24 V DC industrial power supply
- 110/230 V AC industrial  
power supply with NAMUR;  
without power cable

0  
1  
2  
3  
4  
5  
6  
8

<sup>1)</sup> For an up-to-date overview, see the SIMATIC PC Online Configurator at:  
<http://www.siemens.com/ipc-configurator>

<sup>2)</sup> TPM = Trusted Platform Module

## Note:

Please assemble the required IPC configuration using the TIA Selection Tool or the configurator in the Industry Mall in order to ensure suitability; we do not accept any liability for configurations compiled by users themselves.

Ordering data	Article No.	More information
<b>Accessories</b>		
<b>Memory expansion</b> <ul style="list-style-type: none"> <li>• 2 GB DDR3 1600 SDRAM, DIMM</li> <li>• 4 GB DDR3 1600 SDRAM, DIMM</li> <li>• 8 GB DDR3 1600 SDRAM, DIMM</li> <li>• 8 GB DDR3 1600 SDRAM, DIMM, ECC</li> </ul>	<b>6ES7648-2AJ50-0MA0</b> <b>6ES7648-2AJ60-0MA0</b> <b>6ES7648-2AJ70-0MA0</b> <b>6ES7648-2AJ70-1MA0</b>	Additional information is available on the Internet at: <a href="http://www.siemens.com/simatic-pc">http://www.siemens.com/simatic-pc</a>
<b>Assembly kit for portrait mounting</b> <ul style="list-style-type: none"> <li>• Upward or downward interface outlet</li> <li>• Interface outlet to the front</li> </ul>	<b>6ES7648-1AA30-1YA0</b> <b>6ES7648-1AA30-1YB0</b>	
<b>SIMATIC PC graphics adapter cable</b> DVI-I acc. to VGA, 250 mm long	<b>6ES7648-3AB00-0XA0</b>	
<b>SIMATIC PC power cable</b> For Box PC and Panel PC, 230 V AC, angled, 3 m <ul style="list-style-type: none"> <li>• For Germany, France, Spain, the Netherlands, Belgium, Sweden, Austria, Finland</li> <li>• For United Kingdom</li> <li>• For Switzerland</li> <li>• For the USA</li> <li>• For Italy</li> <li>• For China</li> </ul>	<b>6ES7900-1AA00-0XA0</b> <b>6ES7900-1BA00-0XA0</b> <b>6ES7900-1CA00-0XA0</b> <b>6ES7900-1DA00-0XA0</b> <b>6ES7900-1EA00-0XA0</b> <b>6ES7900-1FA00-0XA0</b>	

## PC-based Automation

### Panel PC

#### Introduction

#### Overview



SIMATIC Panel PCs are suitable thanks to their high industrial compatibility for use in control cabinets, consoles and control panels, as well as directly on the machine. Typical areas of application can be found in both factory and process automation.

There is a broad range of robust, high-performance SIMATIC Panel PCs available for different requirements.

#### **Shared industrial functionality**

- High-quality components and modules with a high MTBF (mean time between failure), which also ensure 24-hour operation in the extended temperature range
- High swing/shock capacity of the devices through special hard-disk suspensions, locked connectors and card retainers
- Rugged housing model with high electromagnetic compatibility (EMC) and integrated industrial power supplies (also in accordance with NAMUR)
- Service-friendly device design
- Bright, brilliant displays in different sizes from 7" to 22"
- Rugged fronts protected from dust, humidity and chemical substances (front-side IP65 degree of protection)

#### **SIMATIC IPC277: The Panel PC with optimized performance – maintenance-free and compact with displays from 7"**

- High degree of flexibility for selecting rugged widescreen fronts from 7" to 19" for a more freely configurable display area
- High resolution, large viewing angle, and up to 100% dimmable backlighting for a brilliant display with optimized power consumption
- Absolutely maintenance-free due to the use of CompactFlash/CFast or SSD as mass storage and fanless operation up to 50 °C ambient temperature
- Maximum industrial functionality due to non-volatile retentive memory (option)
- Ready-to-use embedded bundles with visualization and/or control software

#### **SIMATIC IPC477: The powerful embedded Panel PC – maintenance-free with versatile configuration**

- Compact design
- High performance with highly compact design and ruggedness
- Flexible expansion using a PCIe I/O card (optional)
- No rotating parts (without fan and hard disk)
- High security due to use of the operating system
- Windows Embedded Standard 7
- Ready-to-use devices with optionally pre-installed software
- HMI: Innovative HMI software WinCC RT Advanced (inc. logging and recipes)
- Software Controller: with real-time capable software PLC
- Retentive memory onboard (NV-RAM, can be used with software controller)
- Available as PRO version (all-round IP65 degree of protection) with multi-touch

#### **SIMATIC IPC677D: The high-end Panel PC – with maximum performance, functional scope and expansion capability**

- Rugged, expandable industrial PC with choice of front panels
- Rugged design for industrial use
- Complete PC openness
- Optional PROFIBUS or PROFINET onboard
- All processors with Dual-Core

**Technical specifications**

Article number	6AV7882-0...0-...0 SIMATIC IPC277E	6AV7230-0...-.... SIMATIC IPC377E	6AV7241-.....-.... SIMATIC IPC477E	6AV7260-.....-.... SIMATIC IPC677D
<b>Installation type/mounting</b>				
Mounting		Panel mount and VESA, horizontal and vertical		For horizontal and vertical mounting
Design maximum permissible installation angle +/-	Panel PC, built-in unit 45°	Panel PC, built-in unit	Panel PC, built-in unit	Panel PC, built-in unit 20°
<b>Supply voltage</b>				
Type of supply voltage	24 V DC	24 V DC	100/240 V AC (autorange) 50/60 Hz; optional 24 V DC	100/240 V AC (autorange); 24 V DC
<b>Line frequency</b>				
• Rated value 50 Hz			Yes	Yes
• Rated value 60 Hz			Yes	Yes
<b>Mains buffering</b>				
• Mains/voltage failure stored energy time	20 ms	10 ms		10 ms
<b>Processor</b>				
Processor type	Intel Celeron N2807 / N2930	Intel Celeron N3160	Celeron G3902 (2C/2T, 1.6 GHz, 2 MB Cache); Core i3-6102E (2C/4T, 1.9 GHz, 3 MB Cache); Core i5-6442EQ (4C/4T, 1.9 (2.7) GHz, 6 MB Cache, iAMT); Xeon E3-1505L v5 (4C/8T, 2.0 (2.8) GHz, 8 MB Cache, iAMT)	Celeron G1820TE (2C/2T, 2.2 GHz, 2 MB Cache); Core i3-4330TE (2C/4T, 2.4 GHz, 4 MB Cache); Xeon E3-1268L v3 (4C/8T, 2.3 (3.3) GHz, 8 MB Cache, AMT)
Chipset				Intel DH82C226 PCH
<b>Graphic</b>				
Graphics controller			Intel HD graphics controller	Intel HD graphics controller P4600 GT2 (Xeon, Core i3); Intel HD graphics controller (Celeron)
<b>Drives</b>				
Optical drives			possible as external drive via USB	DVD±R±RW combi-drive, optional
Hard disk		500 GB HDD	2.5" SATA hard disk, at least 320 GB	3.5" SATA ≥ 500 GB, optional: 3.5" SATA ≥ 1 TB; RAID1 2x 2.5" SATA ≥ 320 GB; solid-state drive (SSD) ≥ 240 GB; all hard disk drives within the enclosure are vibration-damped; RAID1 2x 2.5" SATA ≥ 320 GB byte in removable drive bay
SSD	Yes; ≥ 80 GB optional	Yes; 256 GB SSD	Yes; 1x 80 GB, 1x 240 GB SSD, 1x 480 GB SSD	Yes; ≥ 240 GB optional
<b>Memory</b>				
Type of memory	DDR3L	DDR3L	DDR4 SO-DIMM	DDR3 1600 DIMM
Main memory	2 / 4 / 8 GB	4 GB, 8 GB	4 GB to 16 GB, ECC optional	2 / 4 / 8 / 16 GB; ECC optional
<b>Data areas and their retentivity</b>				
Retentive data area (incl. timers, counters, flags), max.	512 kbyte; 128 KB can be stored in the buffer time; optional		512 kbyte; 128 KB can be stored in the buffer time; optional	2 Mbyte; 128 KB can be stored in the buffer time; optional
<b>Hardware configuration</b>				
<b>Slots</b>				
• free slots		1x mPCIe (half-size), 1x mSATA (full-size)	1x PCIe (slot with card retainer), 1x slot for CFAST card	2x PCI; optional: 1x PCI & 1x PCIe (x16); 2x PCIe (x4, x16); with card retainer

# PC-based Automation

## Panel PC

### Introduction

#### Technical specifications (continued)

Article number	6AV7882-0...0-...0 SIMATIC IPC277E	6AV7230-0...-... SIMATIC IPC377E	6AV7241-...-... SIMATIC IPC477E	6AV7260-...-... SIMATIC IPC677D
<b>Interfaces</b>				
PROFIBUS/MPI				Optionally onboard, isolated, max. 12 Mbit/s, compatible with CP 5622
Number of industrial Ethernet interfaces		2; 2x RJ45 (independent)	3; 3x Ethernet (RJ45)	2; 2x RJ45 (independent)
Number of PROFINET interfaces				3; Optional
USB port	1x USB 3.0 / 3x USB 2.0 (7*/9*: 2x USB 2.0)	2x USB 2.0, 2x USB 3.0 (high current)	4x USB 3.0	4x USB 3.0
Connection for keyboard/mouse serial interface	USB / USB 1x COM (1x RS 232 / 422 / 485), selectable in the BIOS		USB / USB Without / 2x COM (RS 232 / 422 / 485), selectable in the BIOS	USB / USB 1x COM1 (RS 232), optional: 1x COM2 (RS 232)
parallel interface				optional LPT1
<b>Video interfaces</b>				
• Graphics interface	1x DisplayPort	1x DisplayPort, 1x VGA	2x DisplayPort	1x DisplayPort and 1x DVI-I; 1x VGA via adapter cable (optional)
<b>Industrial Ethernet</b>				
• Industrial Ethernet interface	Onboard, 2x 10 / 100 / 1000 Mbit, RJ45	2 x Ethernet (RJ45)	3x Ethernet (RJ45)	Onboard, 2x 10 / 100 / 1000 Mbit, RJ45
- 100 Mbps	Yes	Yes		Yes
- 1000 Mbps	Yes	Yes	Yes	Yes
<b>Protocols</b>				
<b>Protocols (Ethernet)</b>				
• TCP/IP		Yes		
<b>Integrated Functions</b>				
<b>Monitoring functions</b>				
• Temperature monitoring	Yes	Yes		Yes
• Watchdog	Yes	Yes	Yes	Yes
• Status LEDs	No	POWER, HDD		Yes
• Fan	No	No		Yes
• Monitoring function via network	Optional			Optional
<b>EMC</b>				
<b>Interference immunity against discharge of static electricity</b>				
• Interference immunity against discharge of static electricity	±6 kV contact discharge acc. to IEC 61000-4-2; ±8 kV air discharge acc. to IEC 61000-4-2	±6 kV contact; ±8 kV air (to IEC 1000-4-2; ESD)		±6 kV contact discharge acc. to IEC 61000-4-2; ±8 kV air discharge acc. to IEC 61000-4-2
• Interference immunity against discharge of static electricity acc. to IEC 61000-4-2				
- Test voltage at air discharge		8 kV		
- Test voltage at contact discharge		6 kV		
<b>Interference immunity against high-frequency electromagnetic fields</b>				
• Interference immunity against high frequency radiation	10 V/m, 80 MHz to 2 GHz, 80 % AM acc. to IEC 61000-4-3; 3 V/m, 2 GHz to 2.7 GHz, 80 % AM acc. to IEC 61000-4-3; 10 V, 10 kHz to 80 MHz, 80 % AM acc. to IEC 61000-4-6	10 V/m for 80 ... 1 000 MHz, 80 % AM according to IEC 61000-4-3; 3 V/m for 1.4 ... 6 GHz, 80 % AM according to IEC 61000-4-3		10 V/m for 80 - 1000 MHz and 1.4 - 2 GHz, 80 % AM acc. to IEC 61000-4-3; 3 V/m for 2 - 2.7 GHz, 80 % AM acc. to IEC 61000-4-3; 10 V for 10 kHz - 80 MHz, 80 % AM acc. to IEC 61000-4-6

## Technical specifications (continued)

Article number	6AV7882-0...0-...0 SIMATIC IPC277E	6AV7230-0...-... SIMATIC IPC377E	6AV7241-...-... SIMATIC IPC477E	6AV7260-...-... SIMATIC IPC677D
<b>Interference immunity to cable-borne interference</b>				
• Interference immunity on supply cables	±2 kV acc. to IEC 61000-4-4, burst; ±1 kV acc. to IEC 61000-4-5, surge symmetric; ±2 kV acc. to IEC 61000-4-5, surge asymmetric	±2 kV (according to IEC 61000-4-4, burst); ±1 kV (according to IEC 61000-4-5, surge pulse/line to line); ±2 kV (according to IEC 61000-4-5, surge pulse/line to ground)		±2 kV acc. to IEC 61000-4-4, burst; ±1 kV acc. to IEC 61000-4-5, surge symmetric; ±2 kV acc. to IEC 61000-4-5, surge asymmetric
• Interference immunity on signal cables >30m	±2 kV acc. to IEC 61000-4-5, surge, length > 30 m	±2 kV acc. to IEC 61000-4-4, burst; ±2 kV acc. to IEC 61000-4-5, surge		±2 kV acc. to IEC 61000-4-5, surge, length > 30 m
• Interference immunity on signal cables < 30m	±1 kV acc. to IEC 61000-4-4; burst; length < 3 m; ±2 kV acc. to IEC 61000-4-4; burst; length > 3 m	±1 kV acc. to IEC 61000-4-4, Burst		±1 kV acc. to IEC 61000-4-4; burst; length < 3 m; ±2 kV acc. to IEC 61000-4-4; burst; length > 3 m
<b>Interference immunity against voltage surge</b>				
• asymmetric interference	±2 kV acc. to IEC 61000-4-5, surge asymmetric	±2 kV acc. to IEC 61000-4-5, surge asymmetric		±2 kV acc. to IEC 61000-4-5, surge asymmetric
• symmetric interference	±1 kV acc. to IEC 61000-4-5, surge symmetric	±1 kV acc. to IEC 61000-4-5, surge symmetric		±1 kV acc. to IEC 61000-4-5, surge symmetric
<b>Interference immunity to magnetic fields</b>				
• Interference immunity to magnetic fields at 50 Hz	100 A/m; to IEC 61000-4-8	100 A/m; to IEC 61000-4-8		100 A/m; to IEC 61000-4-8
<b>Emission of conducted and non-conducted interference</b>				
• Interference emission via line/AC current cables	Noise emission: EN 61000-6-4:2007 +A1:2011 (industrial environments), CISPR 22 Class B, FCC Class A			EN 61000-6-3, EN 61000-6-4, CISPR 22 Class B, FCC Class A
<b>Degree and class of protection</b>				
IP (at the front)	IP65	IP65	IP65	IP65
IP (rear)	IP20	IP40	IP20	IP20
<b>Standards, approvals, certificates</b>				
CE mark	Yes	Yes	Yes; CE marking / EC Declaration of Conformity	Yes
CSA approval			Yes	
UL approval	Yes	Yes	Yes	Yes
• UL 508	Yes		Yes	Yes
cULus	Yes	Yes	Yes	Yes
RCM (formerly C-TICK)	Yes	Yes	Yes	Yes
KC approval	Yes		Yes	Yes
EAC (formerly Gost-R)		Yes		
FCC	Yes	Yes	Yes	Yes
EMC	CE, EN 61000-6-4:2007 +A1:2011, EN 61000-6-2:2005		CE, EN 61000-6-4; CISPR 22:2004 Class A; FCC Class A	CE, EN 61000-6-4:2007, EN 61000-6-2:2005
Dust protection		Protection against foreign bodies > 1 mm		
<b>Marine approval</b>				
• Germanischer Lloyd (GL)	Yes; 7", 9", 12" ST; 12", 15", 19" MT			
• American Bureau of Shipping (ABS)	Yes; 7", 9", 12" single-touch			
• Bureau Veritas (BV)	Yes; 7", 9", 12" single-touch			
• Det Norske Veritas (DNV)	Yes; 7", 9", 12" ST; 12", 15", 19" MT			
• Lloyds Register of Shipping (LRS)	Yes; 7", 9", 12" ST; 12", 15", 19" MT			
• Nippon Kaiji Kyokai (Class NK)	Yes; 7", 9", 12" single-touch			

# PC-based Automation

## Panel PC

### Introduction

#### Technical specifications (continued)

Article number	6AV7882-0...0...0	6AV7230-0...-....	6AV7241-.....-....	6AV7260-.....-....
	SIMATIC IPC277E	SIMATIC IPC377E	SIMATIC IPC477E	SIMATIC IPC677D
<b>Ambient conditions</b>				
<b>Ambient temperature during operation</b>				
• Ambient temperature during operation	0 °C to 50 °C	0 to +45°C	0 to +45°C	+5 °C to +45 °C with full configuration
<b>Relative humidity</b>				
• Relative humidity	Tested according to IEC 60068-2-78, IEC 60068-2-30: Operation: 5 % to 85 % at 30 °C (no condensation), storage / transport: 5 % to 95 % at 25 / 55 °C (no condensation)	Tested according to IEC 60068-2-78, IEC 60068-2-30: Operation: 5 % to 85 % at 30 °C (no condensation), storage / transport: 5 % to 95 % at 25 / 55 °C (no condensation)	5% - 80% at 25 °C	Tested according to IEC 60068-2-78, IEC 60068-2-30: 5% to 80% at 25 °C (no condensation)
<b>Vibrations</b>				
• Vibration resistance during operation acc. to IEC 60068-2-6	Tested according to IEC 60068-2-6: 5 Hz to 8.4 Hz: 3.5 mm, 8.4 Hz to 500 Hz: 9.8 m/s <sup>2</sup>	Tested according to DIN IEC 60068-2-6: 10 Hz to 58 Hz: 0.075 mm; 58 Hz to 500 Hz 9.8 m/s <sup>2</sup> (1g)	IEC 60068-2-6; 5 Hz to 9 Hz: 3.5 mm; 9 Hz to 500 Hz: 9.8 m/s <sup>2</sup> (with SSD or CFast); 10 Hz to 58 Hz: 0.0375 mm; 58 Hz to 200 Hz: 4.9 m/s <sup>2</sup> (hard disk)	Tested according to DIN IEC 60068-2-6: 10 Hz to 58 Hz: 0.075 mm; 58 Hz to 500 Hz 9.8 m/s <sup>2</sup> (1g)
<b>Shock testing</b>				
• Shock load during operation	Tested according to IEC 60068-2-27: 50 m/s <sup>2</sup> , 30 ms	Tested in accordance with IEC 60068-2-27: With SSD: 150 m/s <sup>2</sup> , 11 ms; with HDD: 9.8 m/s <sup>2</sup> , 20 ms	IEC 60068-2-27; 150 m/s <sup>2</sup> , 11 ms (without hard disk); 50 m/s <sup>2</sup> , 30 ms (with hard disk)	Tested to DIN IEC 60068-2-29: 50 m/s <sup>2</sup> (5 g), 30 ms, 100 shocks
<b>Operating systems</b>				
Operating system	Windows 7 Ultimate 32-bit / 64-bit, MUI; Windows Embedded Standard 7 E/P, 32-bit / 64-bit	Windows 7 Ultimate (Multi-Language), 64-bit; Windows 10 Enterprise 2016 LTSB, 64-bit	Windows 7 Ultimate (Multi-Language) 64-bit, Windows Embedded Standard 7 E/P 32-bit / 64-bit, Windows 10	Windows 7 Ultimate, 32-bit/64-bit, MUI; Windows Embedded Standard 7 P, 32-bit, MUI; Windows 10 Enterprise 2015 or 2016 LTSB, 64-bit, MUI
pre-installed operating system	Yes	Yes	Yes	Yes
without operating system	Yes	Yes	Yes	Yes
<b>pre-installed operating system</b>				
• Windows 7	Yes; Ultimate 32 bits or 64 bits		Yes; Ultimate 64 bit	Yes; Ultimate 32 bits or 64 bits
• Windows 10 IoT Enterprise	Yes; Windows 10 Enterprise 2016 LTSB, 64-bit, MUI		Yes; Windows 10 IoT Enterprise 2016 LTSB (64-bit) MUI	Yes; Windows 10 Enterprise 2015 or 2016 LTSB, 64-bit, MUI
<b>Software</b>				
SIMATIC Software	Optional package with SIMATIC WinCC or WinAC RTX		Optionally with pre-installed SIMATIC WinCC RT Advanced / Software Controller CPU 1500S software bundle	Optional package with SIMATIC WinCC or WinAC RTX

#### More information

Additional information is available on the Internet at:

<http://www.siemens.com/simatic-panel-pc>

#### Note:

Do you need a specific modification or extension to the products described here? Then refer to "Customized Automation". There you will find information about additional and generally available sector-specific products as well as options for customer-specific modification and adaptation.

Examples are:

- Specific front panels for SIMATIC Panel PC, e.g. honing oil-resistant or with lateral function/movement keys
- SIMATIC HMI Net Panel with 46" large-scale display



## Overview


**SIMATIC IPC277E: The Panel PC with optimized performance – maintenance-free and compact with displays from 7"**

The SIMATIC IPC277E Nanopanel PC is a flexible embedded industrial PC with rugged and durable displays.

Technologically it is based on the IPC227E Nanobox PC and thus offers maximum industrial functionality for flexible use even under harsh conditions – all without the need for maintenance.

The Panel PC is characterized by modern interfaces and a high degree of flexibility in the selection of the display. The latest Intel Dual-Core and Quad-Core processors ensure excellent performance here for visualization and control tasks.

## Technical specifications

Article number	<b>6AV7882-0...0-...0</b> SIMATIC IPC277E
<b>Installation type/mounting</b>	
Design	Panel PC, built-in unit
maximum permissible installation angle +/-	45°
<b>Supply voltage</b>	
Type of supply voltage	24 V DC
<b>Mains buffering</b>	
• Mains/voltage failure stored energy time	20 ms
<b>Processor</b>	
Processor type	Intel Celeron N2807 / N2930
<b>Drives</b>	
SSD	Yes; ≥ 80 GB optional
<b>Memory</b>	
Type of memory	DDR3L
Main memory	2 / 4 / 8 GB
<b>Data areas and their retentivity</b>	
Retentive data area (incl. timers, counters, flags), max.	512 kbyte; 128 KB can be stored in the buffer time; optional
<b>Interfaces</b>	
USB port	1x USB 3.0 / 3x USB 2.0 (7"/9": 2x USB 2.0)
Connection for keyboard/mouse serial interface	USB / USB 1x COM (1x RS 232 / 422 / 485), selectable in the BIOS
<b>Video interfaces</b>	
• Graphics interface	1x DisplayPort
<b>Industrial Ethernet</b>	
• Industrial Ethernet interface	Onboard, 2x 10 / 100 / 1000 Mbit, RJ45
- 100 Mbps	Yes
- 1000 Mbps	Yes
<b>Integrated Functions</b>	
<b>Monitoring functions</b>	
• Temperature monitoring	Yes
• Watchdog	Yes
• Status LEDs	No
• Fan	No
• Monitoring function via network	Optional

## PC-based Automation

### Panel PC

#### SIMATIC IPC277E

#### Technical specifications (continued)

Article number	<b>6AV7882-0...0...0</b> SIMATIC IPC277E
<b>EMC</b>	
<b>Interference immunity against discharge of static electricity</b>	
<ul style="list-style-type: none"> <li>Interference immunity against discharge of static electricity</li> </ul>	±6 kV contact discharge acc. to IEC 61000-4-2; ±8 kV air discharge acc. to IEC 61000-4-2
<b>Interference immunity against high-frequency electromagnetic fields</b>	
<ul style="list-style-type: none"> <li>Interference immunity against high frequency radiation</li> </ul>	10 V/m, 80 MHz to 2 GHz, 80 % AM acc. to IEC 61000-4-3; 3 V/m, 2 GHz to 2.7 GHz, 80 % AM acc. to IEC 61000-4-3; 10 V, 10 kHz to 80 MHz, 80 % AM acc. to IEC 61000-4-6
<b>Interference immunity to cable-borne interference</b>	
<ul style="list-style-type: none"> <li>Interference immunity on supply cables</li> <li>Interference immunity on signal cables &gt;30m</li> <li>Interference immunity on signal cables &lt; 30m</li> </ul>	±2 kV acc. to IEC 61000-4-4, burst; ±1 kV acc. to IEC 61000-4-5, surge symmetric; ±2 kV acc. to IEC 61000-4-5, surge asymmetric ±2 kV acc. to IEC 61000-4-5, surge, length > 30 m ±1 kV acc. to IEC 61000-4-4; burst; length < 3 m; ±2 kV acc. to IEC 61000-4-4; burst; length > 3 m
<b>Interference immunity against voltage surge</b>	
<ul style="list-style-type: none"> <li>asymmetric interference</li> <li>symmetric interference</li> </ul>	±2 kV acc. to IEC 61000-4-5, surge asymmetric ±1 kV acc. to IEC 61000-4-5, surge symmetric
<b>Interference immunity to magnetic fields</b>	
<ul style="list-style-type: none"> <li>Interference immunity to magnetic fields at 50 Hz</li> </ul>	100 A/m; to IEC 61000-4-8
<b>Emission of conducted and non-conducted interference</b>	
<ul style="list-style-type: none"> <li>Interference emission via line/AC current cables</li> </ul>	Noise emission: EN 61000-6-4:2007 +A1:2011 (industrial environments), CISPR 22 Class B, FCC Class A
<b>Degree and class of protection</b>	
IP (at the front)	IP65
IP (rear)	IP20

Article number	<b>6AV7882-0...0...0</b> SIMATIC IPC277E
<b>Standards, approvals, certificates</b>	
CE mark	Yes
UL approval	Yes
<ul style="list-style-type: none"> <li>UL 508</li> </ul>	Yes
cULus	Yes
RCM (formerly C-TICK)	Yes
KC approval	Yes
FCC	Yes
EMC	CE, EN 61000-6-4:2007 +A1:2011, EN 61000-6-2:2005
<b>Marine approval</b>	
<ul style="list-style-type: none"> <li>Germanischer Lloyd (GL)</li> <li>American Bureau of Shipping (ABS)</li> <li>Bureau Veritas (BV)</li> <li>Det Norske Veritas (DNV)</li> <li>Lloyds Register of Shipping (LRS)</li> <li>Nippon Kaiji Kyokai (Class NK)</li> </ul>	Yes; 7", 9", 12" ST; 12", 15", 19" MT Yes; 7", 9", 12" single-touch Yes; 7", 9", 12" single-touch Yes; 7", 9", 12" ST; 12", 15", 19" MT Yes; 7", 9", 12" ST; 12", 15", 19" MT Yes; 7", 9", 12" single-touch
<b>Ambient conditions</b>	
<b>Ambient temperature during operation</b>	
<ul style="list-style-type: none"> <li>Ambient temperature during operation</li> </ul>	0 °C to 50 °C
<b>Relative humidity</b>	
<ul style="list-style-type: none"> <li>Relative humidity</li> </ul>	Tested according to IEC 60068-2-78, IEC 60068-2-30: Operation: 5 % to 85 % at 30 °C (no condensation), storage / transport: 5 % to 95 % at 25 / 55 °C (no condensation)
<b>Vibrations</b>	
<ul style="list-style-type: none"> <li>Vibration resistance during operation acc. to IEC 60068-2-6</li> </ul>	Tested according to IEC 60068-2-6: 5 Hz to 8.4 Hz: 3.5 mm, 8.4 Hz to 500 Hz: 9.8 m/s <sup>2</sup>
<b>Shock testing</b>	
<ul style="list-style-type: none"> <li>Shock load during operation</li> </ul>	Tested according to IEC 60068-2-27: 50 m/s <sup>2</sup> , 30 ms
<b>Operating systems</b>	
Operating system	Windows 7 Ultimate 32-bit / 64-bit, MUI; Windows Embedded Standard 7 E/P, 32-bit / 64-bit
pre-installed operating system	Yes
without operating system	Yes
<b>pre-installed operating system</b>	
<ul style="list-style-type: none"> <li>Windows 7</li> <li>Windows 10 IoT Enterprise</li> </ul>	Yes; Ultimate 32 bits or 64 bits Yes; Windows 10 Enterprise 2016 LTSB, 64-bit, MUI
<b>Software</b>	
SIMATIC Software	Optional package with SIMATIC WinCC or WinAC RTX

Ordering data	Article No.	Article No.	Article No.
<b>SIMATIC IPC277E (Nanopanel PC)</b>	<b>6AV7882-</b>	<b>0</b>	<b>0 - 0</b>
<u>Operating unit</u>			
• 7" touch	A		
• 9" touch	B		
• 12" touch	C		
• 15" touch front USB	D		
• 19" touch front USB	E		
• 12" multi-touch (with WES7-E only single-touch mode)	H		
• 15" multi-touch (with WES7-E only single-touch mode)	F		
• 19" multi-touch (with WES7-E only single-touch mode)	G		
• 15" multi-touch (1 366 x 768; ATEX/IECEX/UL HazLoc; with WES7-E only single-touch mode)	J		
• 19" multi-touch (1 366 x 768; ATEX/IECEX/UL HazLoc; with WES7-E only single-touch mode)	K		
<u>Processor</u>			
• Celeron N2807 (2C/2T)	A		
• Celeron N2930 (4C/4T)	B		
• Celeron N2807 (2C/2T)/TPM	C		
• Celeron N2930 (4C/4T)/TPM	D		
<u>Work memory/NVRAM</u>			
• 2 GB		1	
• 4 GB		3	
• 8 GB		5	
• 2 GB/NVRAM		4	
• 4 GB/NVRAM		5	
• 8 GB/NVRAM		6	
<b>SIMATIC IPC277E (Nanopanel PC)</b>	<b>6AV7882-</b>	<b>0</b>	<b>0 - 0</b>
<u>Operating system</u>			
• Without OS		0	
• Windows Embedded Standard 7 E SP1, English, 32-bit		1	
• Windows Embedded Standard 7 E SP1, English, 64-bit		2	
• Windows Embedded Standard 7 P SP1, English, 32-bit		3	
• Windows Embedded Standard 7 P SP1, English, 64-bit		4	
• Windows 7 Ultimate SP1, 32-bit, MUI (en, de, fr, it, es)		5	
• Windows 7 Ultimate SP1, 64-bit, MUI (en, de, fr, it, es)		6	
• Windows 10 IoT Enterprise 2016 LTSP, 64-bit, MUI (en, de, fr, it, es)		7	
<u>Mass storage</u>			
• Without			A
• 240 GB SSD			C
• 480 GB SSD			D
• 4 GB CFast			K
• 8 GB CFast			L
• 16 GB CFast			M
• 30 GB CFast			N
<u>Software</u>			
• Without SIMATIC software			A
• CPU 1507S			B
• WinCC RT Advanced V14, 128 PT (V15 license package)			D
• WinCC RT Advanced V14, 512 PT (V15 license package)			E
• WinCC RT Advanced V14, 2 048 PT (V15 license package)			F
• WinCC RT Advanced V14, 4 096 PT (V15 license package)			G
• CPU 1507S/WinCC RT Advanced V14, 128 PT (V15 license package)			J
• CPU 1507S/WinCC RT Advanced V14, 512 PT (V15 license package)			K
• CPU 1507S/WinCC RT Advanced V14, 2 048 PT (V15 license package)			L
• CPU 1507S/WinCC RT Advanced V14, 4 096 PT (V15 license package)			M

**Note:**

Please assemble the required IPC configuration using the TIA Selection Tool or the configurator in the Industry Mall in order to ensure suitability; we do not accept any liability for configurations compiled by users themselves.

Additional information is available on the Internet at:

<http://www.siemens.com/simatic-panel-ipc>

## PC-based Automation

### Panel PC

#### SIMATIC IPC377E

##### Overview



##### SIMATIC IPC377E

Based on Intel Celeron process technology, the SIMATIC IPC377E Box PC represents a new IPC platform which has been specifically developed for cost-optimized, PC-based applications in industrial and industry-oriented environments.

The SIMATIC IPC377E Panel PC is characterized by industrial touch displays in the sizes 12", 15" and 19" as well as a variety of interfaces. Fast availability from stock as well as the fanless industrial design complete the concept.

##### Technical specifications

Article number	<b>6AV7230-0....-....</b> SIMATIC IPC377E
<b>Installation type/mounting</b>	
Mounting	Panel mount and VESA, horizontal and vertical
Design	Panel PC, built-in unit
<b>Supply voltage</b>	
Type of supply voltage	24 V DC
<b>Mains buffering</b>	
• Mains/voltage failure stored energy time	10 ms
<b>Processor</b>	
Processor type	Intel Celeron N3160
<b>Drives</b>	
Hard disk	500 GB HDD
SSD	Yes; 256 GB SSD
<b>Memory</b>	
Type of memory	DDR3L
Main memory	4 GB, 8 GB
<b>Hardware configuration</b>	
<b>Slots</b>	
• free slots	1x mPCIe (half-size), 1x mSATA (full-size)
<b>Interfaces</b>	
Number of industrial Ethernet interfaces	2; 2x RJ45 (independent)
USB port	2x USB 2.0, 2x USB 3.0 (high current)
<b>Video interfaces</b>	
• Graphics interface	1x DisplayPort, 1x VGA
<b>Industrial Ethernet</b>	
• Industrial Ethernet interface	2 x Ethernet (RJ45)
- 100 Mbps	Yes
- 1000 Mbps	Yes
<b>Protocols</b>	
<b>Protocols (Ethernet)</b>	
• TCP/IP	Yes
<b>Integrated Functions</b>	
<b>Monitoring functions</b>	
• Temperature monitoring	Yes
• Watchdog	Yes
• Status LEDs	POWER, HDD
• Fan	No

## Technical specifications (continued)

Article number	<b>6AV7230-0....-....</b> SIMATIC IPC377E	Article number	<b>6AV7230-0....-....</b> SIMATIC IPC377E
<b>EMC</b>		<b>Standards, approvals, certificates</b>	
<b>Interference immunity against discharge of static electricity</b>		CE mark	Yes
• Interference immunity against discharge of static electricity	±6 kV contact; ±8 kV air (to IEC 1000-4-2; ESD)	UL approval	Yes
• Interference immunity against discharge of static electricity acc. to IEC 61000-4-2		cULus	Yes
- Test voltage at air discharge	8 kV	RCM (formerly C-TICK)	Yes
- Test voltage at contact discharge	6 kV	EAC (formerly Gost-R)	Yes
<b>Interference immunity against high-frequency electromagnetic fields</b>		FCC	Yes
• Interference immunity against high frequency radiation	10 V/m for 80 ... 1 000 MHz, 80 % AM according to IEC 61000-4-3; 3 V/m for 1.4 ... 6 GHz, 80 % AM according to IEC 61000-4-3	Dust protection	Protection against foreign bodies > 1 mm
<b>Interference immunity to cable-borne interference</b>		<b>Ambient conditions</b>	
• Interference immunity on supply cables	±2 kV (according to IEC 61000-4-4, burst); ±1 kV (according to IEC 61000-4-5, surge pulse/line to line); ±2 kV (according to IEC 61000-4-5, surge pulse/line to ground)	<b>Ambient temperature during operation</b>	
• Interference immunity on signal cables >30m	±2 kV acc. to IEC 61000-4-4, burst; ±2 kV acc. to IEC 61000-4-5, surge	• Ambient temperature during operation	0 to +45°C
• Interference immunity on signal cables < 30m	±1 kV acc. to IEC 61000-4-4, Burst	<b>Relative humidity</b>	
<b>Interference immunity against voltage surge</b>		• Relative humidity	Tested according to IEC 60068-2-78, IEC 60068-2-30: Operation: 5 % to 85 % at 30 °C (no condensation), storage / transport: 5 % to 95 % at 25 / 55 °C (no condensation)
• asymmetric interference	±2 kV acc. to IEC 61000-4-5, surge asymmetric	<b>Vibrations</b>	
• symmetric interference	±1 kV acc. to IEC 61000-4-5, surge symmetric	• Vibration resistance during operation acc. to IEC 60068-2-6	Tested according to DIN IEC 60068-2-6: 10 Hz to 58 Hz: 0.075 mm; 58 Hz to 500 Hz 9.8 m/s <sup>2</sup> (1g)
<b>Interference immunity to magnetic fields</b>		<b>Shock testing</b>	
• Interference immunity to magnetic fields at 50 Hz	100 A/m; to IEC 61000-4-8	• Shock load during operation	Tested in accordance with IEC 60068-2-27: With SSD: 150 m/s <sup>2</sup> , 11 ms; with HDD: 9.8 m/s <sup>2</sup> , 20 ms
<b>Degree and class of protection</b>		<b>Operating systems</b>	
IP (at the front)	IP65	Operating system	Windows 7 Ultimate (Multi-Language), 64-bit; Windows 10 Enterprise 2016 LTSC, 64-bit
IP (rear)	IP40	pre-installed operating system	Yes
		without operating system	Yes



## Overview



### **SIMATIC IPC477E: The powerful embedded Panel PC – maintenance-free with versatile configuration**

- Embedded PC platform with extremely high industrial compatibility for demanding tasks in the field of PC-based automation
- Maintenance-free (no rotating components such as fan and hard disk)
- Rugged construction: The PC is resistant to even the harshest mechanical stress and extremely reliable in operation
- Compact design
- Battery-independent retentive memory onboard
- High degree of investment security
- Fast integration capability
- Built-in versions
  - 15" TFT touch
  - 19" TFT touch
  - 22" TFT touch
  - 15" TFT multi-touch
  - 19" TFT multi-touch
  - 22" TFT multi-touch
  - 24" TFT multi-touch

## Technical specifications

Article number	<b>6AV7241-.....</b> SIMATIC IPC477E
<b>Installation type/mounting</b>	
Design	Panel PC, built-in unit
<b>Supply voltage</b>	
Type of supply voltage	100/240 V AC (autorange) 50/60 Hz; optional 24 V DC
<b>Line frequency</b>	
• Rated value 50 Hz	Yes
• Rated value 60 Hz	Yes
<b>Processor</b>	
Processor type	Celeron G3902 (2C/2T, 1.6 GHz, 2 MB Cache); Core i3-6102E (2C/4T, 1.9 GHz, 3 MB Cache); Core i5-6442EQ (4C/4T, 1.9 (2.7) GHz, 6 MB Cache, iAMT); Xeon E3-1505L v5 (4C/8T, 2.0 (2.8) GHz, 8 MB Cache, iAMT)
<b>Graphic</b>	
Graphics controller	Intel HD graphics controller
<b>Drives</b>	
Optical drives	possible as external drive via USB
Hard disk	2.5" SATA hard disk, at least 320 GB
SSD	Yes; 1x 80 GB, 1x 240 GB SSD, 1x 480 GB SSD
<b>Memory</b>	
Type of memory	DDR4 SO-DIMM
Main memory	4 GB to 16 GB, ECC optional
<b>Data areas and their retentivity</b>	
Retentive data area (incl. timers, counters, flags), max.	512 kbyte; 128 KB can be stored in the buffer time; optional
<b>Hardware configuration</b>	
<b>Slots</b>	
• free slots	1x PCIe (slot with card retainer), 1x slot for CFAST card



## PC-based Automation

### Panel PC

#### SIMATIC IPC477E

#### Technical specifications (continued)

Article number	<b>6AV7241-.....-....</b> SIMATIC IPC477E
<b>Interfaces</b>	
Number of industrial Ethernet interfaces	3; 3x Ethernet (RJ45)
USB port	4x USB 3.0
Connection for keyboard/mouse serial interface	USB / USB Without / 2x COM (RS 232 / 422 / 485), selectable in the BIOS
<b>Video interfaces</b>	
• Graphics interface	2x DisplayPort
<b>Industrial Ethernet</b>	
• Industrial Ethernet interface - 1000 Mbps	3x Ethernet (RJ45) Yes
<b>Integrated Functions</b>	
<b>Monitoring functions</b>	
• Watchdog	Yes
<b>Degree and class of protection</b>	
IP (at the front)	IP65
IP (rear)	IP20
<b>Standards, approvals, certificates</b>	
CE mark	Yes; CE marking / EC Declaration of Conformity
CSA approval	Yes
UL approval	Yes
• UL 508	Yes
cULus	Yes
RCM (formerly C-TICK)	Yes
KC approval	Yes
FCC	Yes
EMC	CE, EN 61000-6-4; CISPR 22:2004 Class A; FCC Class A

Article number	<b>6AV7241-.....-....</b> SIMATIC IPC477E
<b>Ambient conditions</b>	
<b>Ambient temperature during operation</b>	
• Ambient temperature during operation	0 to +45°C
<b>Relative humidity</b>	
• Relative humidity	5% - 80% at 25 °C
<b>Vibrations</b>	
• Vibration resistance during operation acc. to IEC 60068-2-6	IEC 60068-2-6; 5 Hz to 9 Hz: 3.5 mm; 9 Hz to 500 Hz: 9.8 m/s <sup>2</sup> (with SSD or CFast); 10 Hz to 58 Hz: 0.0375 mm; 58 Hz to 200 Hz: 4.9 m/s <sup>2</sup> (hard disk)
<b>Shock testing</b>	
• Shock load during operation	IEC 60068-2-27; 150 m/s <sup>2</sup> , 11 ms (without hard disk); 50 m/s <sup>2</sup> , 30 ms (with hard disk)
<b>Operating systems</b>	
Operating system	Windows 7 Ultimate (Multi-Language) 64-bit, Windows Embedded Standard 7 E/P 32-bit / 64-bit, Windows 10
pre-installed operating system	Yes
without operating system	Yes
<b>pre-installed operating system</b>	
• Windows 7	Yes; Ultimate 64 bit
• Windows 10 IoT Enterprise	Yes; Windows 10 IoT Enterprise 2016 LTSB (64-bit) MUI
<b>Software</b>	
SIMATIC Software	Optionally with pre-installed SIMATIC WinCC RT Advanced / Software Controller CPU 1500S software bundle

## Ordering data

## Article No.

SIMATIC IPC477E<sup>1)</sup>

6AV7241 -

## Processor and fieldbus

- Celeron G3902E;  
3 x Gigabit Ethernet (IE/PN) 1
- Core i3-6102E;  
3 x Gigabit Ethernet (IE/PN) 3
- Core i5-6442EQ;  
3 x Gigabit Ethernet (IE/PN) 5
- Xeon E3-1505L;  
3 x Gigabit Ethernet (IE/PN) 7

## Operating unit

- 15" single-touch (1 280 x 800)  
with front USB B
- 19" single-touch (1 366 x 768)  
with front USB D
- 22" single-touch (1 920 x 1 080)  
with front USB E
- 15" multi-touch (1 366 x 768),  
single-touch mode only  
with WES7-E J
- 19" multi-touch (1 366 x 768),  
single-touch mode only  
with WES7-E K
- 22" multi-touch (1 920 x 1 080),  
single-touch mode only  
with WES7-E L
- 24" multi-touch (1 920 x 1 080),  
single-touch mode only  
with WES7-E R

## Work memory/NVRAM

- 4 GB A
- 8 GB B
- 16 GB C
- 8 GB with ECC D
- 16 GB with ECC E
- 4 GB and NVRAM F
- 8 GB and NVRAM G
- 16 GB and NVRAM H
- 8 GB with ECC and NVRAM J
- 16 GB with ECC and NVRAM K

## Expansions/interface

- No RS 232/RS 485, without PCIe 0
- No RS 232/RS 485 and one PCIe 1
- Second RS 232/RS 485,  
without PCIe 3
- Second RS 232/RS 485  
and one PCIe 4
- No RS 232, without PCIe with  
ATEX/IECEX Cat 3G Zone 2 5
- No RS 232 and one PCIe with  
ATEX/IECEX Cat 3G Zone 2 6
- Two RS 232 without PCIe with  
ATEX/IECEX Cat 3G Zone 2 7
- Two RS 232 and one PCIe with  
ATEX/IECEX Cat 3G Zone 2 8

## Operating system

- Without operating system 0
- Windows Embedded Standard 7  
SP1, English, 32-bit 1
- Windows Embedded Standard 7  
SP1, English, 64-bit 2
- Windows Embedded Standard 7 P  
SP1, English, 64-bit, multi-touch 3
- Windows 7 Ultimate SP1, 64-bit,  
MUI (en, de, fr, it, es) 4
- Windows 10 Enterprise 2016 LTSP  
(64-bit) for Celeron, Core i3 and  
Core i5 processors 7
- Windows 10 Enterprise 2016 LTSP  
(64-bit) for Xeon processors 8

## Article No.

SIMATIC IPC477E<sup>1)</sup>

6AV7241 -

## Mass storage, externally accessible

- Without external mass storage 0
- CFast 2 GB, without operating  
system 1
- CFast 4 GB, without operating  
system 2
- CFast 8 GB (only optionally with  
operating system/software if no  
internal mass storage or HDD) 3
- CFast 16 GB (only optionally with  
operating system/software if no  
internal mass storage or HDD) 4
- CFast 30 GB (only optionally with  
operating system/software if no  
internal mass storage or HDD) 5

## Mass storage, internal

- Without internal mass storage A
- Solid-state drive 240 GB; SATA F
- Solid-state drive 480 GB; SATA G
- 320 GB HDD J

## SIMATIC software (bundles)

- Without SIMATIC software A
- CPU 1507S B
- WinCC RT Advanced V14 SP1 C
- 128 PT D
- 512 PT E
- 2 048 PT F
- 4 096 PT G
- 8 192 PT H
- CPU 1507S / WinCC RT Advanced  
V14 SP1 I
- 128 PT J
- 512 PT K
- 2 048 PT L
- 4 096 PT M
- 8 192 PT

## Power supply:

- 24 V DC industrial power supply 0
- 110/230 V AC industrial  
power supply with NAMUR;  
European power cable 1
- 110/230 V AC industrial power  
supply with TPM<sup>2)</sup> 7
- (not for China or Russia) NAMUR,  
European power cable
- 24 V DC industrial power supply  
and TPM<sup>2)</sup> 8
- (not for China or Russia)

<sup>1)</sup> For an up-to-date overview, see the SIMATIC PC Online Configurator:  
<http://www.siemens.com/ipc-configurator>

<sup>2)</sup> TPM = Trusted Platform Module

## PC-based Automation

### Panel PC

#### SIMATIC IPC477D

#### Overview



#### **SIMATIC IPC477D: The powerful embedded Panel PC – maintenance-free with versatile configuration**

- Embedded PC platform with extremely high industrial compatibility for demanding tasks in the field of PC-based automation
- Maintenance-free (no rotating components such as fan and hard disk)
- Rugged construction: The PC is resistant to even the harshest mechanical stress and is extremely reliable in operation
- Compact design
- Battery-independent retentive memory onboard
- High degree of investment security
- Fast integration capability

Now available as fully-enclosed IPC477D PRO 15", 19" or 22" with degree of protection IP65.

The following front versions are available:

- Built-in versions
  - 12" TFT touch
  - 15" TFT touch
  - 15" TFT touch/key
  - 19" TFT touch
  - 22" TFT touch
  - 15" TFT multi-touch
  - 19" TFT multi-touch
  - 22" TFT multi-touch
  - 15" TFT multi-touch with marine approval
  - 19" TFT multi-touch with marine approval
  - 22" TFT multi-touch with marine approval

#### Technical specifications

Article number	<b>6AV7240-.....-....</b> SIMATIC IPC477D	<b>6AV7240-.....-...8</b> SIMATIC IPC477D WITH TPM
<b>Installation type/mounting</b>		
Mounting	For horizontal and vertical mounting	
Design	Panel PC, built-in unit	Box PC, built-in unit
<b>Supply voltage</b>		
Type of supply voltage	100/240 V AC (autorange) 50/60 Hz; optional 24 V DC	100/240 V AC (autorange) 50/60 Hz; optional 24 V DC
<b>Line frequency</b>		
• Rated value 50 Hz	Yes	Yes
• Rated value 60 Hz	Yes	Yes
<b>Mains buffering</b>		
• Mains/voltage failure stored energy time	10 ms	
<b>Processor</b>		
Processor type	Celeron 827E (1C/1T, 1.40 GHz, 1.5 MB Cache); Core i3-3217UE (2C/4T, 1.60 GHz, 3 MB Cache); Core i7-3517UE (2C/4T, 1.70 (2.80) GHz, 4 MB Cache, iAMT)	Intel Core i7-3517UE Intel Core i3-3217UE Intel Celeron 827E
<b>Graphic</b>		
Graphics controller	Intel HD graphics controller	Intel HD graphics controller
<b>Drives</b>		
Optical drives	Optional: DVD±R±RW combi drive; on rear, can be operated from side	Optional: DVD±R±RW combi drive; on rear, can be operated from side
Hard disk	2.5" SATA hard disk, at least 320 GB	2.5" SATA hard disk, at least 320 GB
SSD	Yes; 1x 80 GB, 1x 240 GB SSD, 1x 480 GB SSD	Yes; 1x 80 GB, 1x 240 GB SSD, 1x 480 GB SSD
<b>Memory</b>		
Type of memory	DDR3-SDRAM	DDR3-SDRAM
Main memory	1 GB to 8 GB, ECC optional	1 GB to 8 GB, ECC optional
<b>Data areas and their retentivity</b>		
Retentive data area (incl. timers, counters, flags), max.	512 kbyte; 128 KB can be stored in the buffer time; optional	512 kbyte; 128 KB can be stored in the buffer time; optional
<b>Hardware configuration</b>		
<b>Slots</b>		
• free slots	1x PCIe (slot with card retainer), 1x slot for CFAST card	1x PCIe (slot with card retainer), 1x slot for CFAST card

## Technical specifications (continued)

Article number	6AV7240-.....-..... SIMATIC IPC477D	6AV7240-.....-.....8 SIMATIC IPC477D WITH TPM
<b>Interfaces</b>		
PROFIBUS/MPI	Optionally onboard, isolated, max. 12 Mbit/s, no plug-in card necessary, CP 5622-compatible	Optionally onboard, isolated, max. 12 Mbit/s, no plug-in card necessary, CP 5622-compatible
Number of PROFINET interfaces	3; 3 ports (incl. switch)	3; 3 ports (incl. switch)
USB port	4x USB 3.0 high speed/high current	4x USB 3.0 high speed/high current
Connection for keyboard/mouse	USB / USB	USB / USB
serial interface	COM1: 1x RS 232, COM2 (optional): 1x RS 232	COM1: 1x RS 232, COM2 (optional): 1x RS 232
<b>Video interfaces</b>		
• Graphics interface	DVI VGA / DVI integrated	DVI VGA / DVI integrated
<b>Industrial Ethernet</b>		
• Industrial Ethernet interface	Onboard, 2 x 10/100 Mbit/s, RJ45, no plug-in card necessary	Onboard, 2x 10 / 100 / 1000 Mbit, RJ45
<b>Integrated Functions</b>		
<b>Monitoring functions</b>		
• Temperature monitoring	Yes	Yes
• Watchdog	Yes	Yes
• Status LEDs	Yes	Yes
• Monitoring function via network	Optional	Optional
<b>EMC</b>		
<b>Interference immunity against discharge of static electricity</b>		
• Interference immunity against discharge of static electricity	± 6 kV contact discharge at the front in accordance with IEC 61000-4-2; ±4 kV, housing contact discharge at the back in accordance with IEC 61000-4-2; ± 8 kV air discharge in accordance with IEC 61000-4-2	
<b>Interference immunity against high-frequency electromagnetic fields</b>		
• Interference immunity against high frequency radiation	10 V/m for 80 - 1000 MHz and 1.4 - 2 GHz, 80% AM acc. to IEC 61000-4-3; 3 V/m for 2 - 2.7 GHz, 80% AM acc. to IEC 61000-4-3; 10 V for 10 kHz - 80 MHz, 80% AM acc. to IEC 61000-4-6	
<b>Interference immunity to cable-borne interference</b>		
• Interference immunity on supply cables	±2 kV (to IEC 1000-4-4; 1995; burst); ±1 kV (to IEC 1000-4-5; 1995; surge symm); ±2 kV (to IEC 1000-4-5; 1995; surge asymm)	
• Interference immunity on signal cables >30m	±2 kV acc. to IEC 61000-4-4, burst; length > 30 m; ±2 kV acc. to IEC 61000-4-5, surge; length > 30 m	
• Interference immunity on signal cables < 30m	±1 kV acc. to IEC 61000-4-4; burst; length < 3 m; ±2 kV acc. to IEC 61000-4-4; burst; length > 3 m	
<b>Interference immunity against voltage surge</b>		
• asymmetric interference	±2 kV acc. to IEC 61000-4-5, surge asymmetric	
• symmetric interference	±1 kV acc. to IEC 61000-4-5, surge symmetric	

Article number	6AV7240-.....-..... SIMATIC IPC477D	6AV7240-.....-.....8 SIMATIC IPC477D WITH TPM
<b>Interference immunity to magnetic fields</b>		
• Interference immunity to magnetic fields at 50 Hz	100 A/m; to IEC 61000-4-8	100 A/m; to IEC 61000-4-8
<b>Emission of conducted and non-conducted interference</b>		
• Interference emission via line/AC current cables	EN 61000-6-3, EN 61000-6-4, CISPR 22 Class B, FCC Class A	
<b>Degree and class of protection</b>		
IP (at the front)	IP65	IP65
IP (rear)	IP20	IP20
<b>Standards, approvals, certificates</b>		
CE mark	Yes	Yes
UL approval	Yes	Yes
• UL 508	Yes	Yes
cULus	Yes	Yes
RCM (formerly C-TICK)	Yes	Yes
KC approval	Yes	Yes
FCC	Yes	Yes
EMC	CE, EN 61000-6-4; CISPR 22:2004 Class A; FCC Class A	
<b>Marine approval</b>		
• Germanischer Lloyd (GL)	Yes	Yes
• American Bureau of Shipping (ABS)	Yes	Yes
• Bureau Veritas (BV)	Yes	Yes
• Det Norske Veritas (DNV)	Yes	Yes
• Lloyds Register of Shipping (LRS)	Yes	Yes
• Nippon Kaiji Kyokai (Class NK)	Yes	Yes
<b>Ambient conditions</b>		
<b>Ambient temperature during operation</b>		
• Ambient temperature during operation	0 °C to +50 °C with full configuration	
<b>Relative humidity</b>		
• Relative humidity	Tested according to IEC 60068-2-78, IEC 60068-2-30: 5% to 80% at 25 °C (no condensation)	
<b>Vibrations</b>		
• Vibration resistance during operation acc. to IEC 60068-2-6	IEC 60068-2-6; 5 Hz to 9 Hz: 3.5 mm; 9 Hz to 500 Hz: 9.8 m/s <sup>2</sup> (with SSD or CFast); 10 Hz to 58 Hz: 0.0375 mm; 58 Hz to 200 Hz: 4.9 m/s <sup>2</sup> (hard disk)	
<b>Shock testing</b>		
• Shock load during operation	IEC 60068-2-27; 150 m/s <sup>2</sup> , 11 ms (without hard disk); 50 m/s <sup>2</sup> , 30 ms (with hard disk)	
<b>Operating systems</b>		
Operating system	Windows 7 Ultimate 32-bit / 64-bit, MUI; Windows Embedded Standard 7 P, 32-bit, MUI	
pre-installed operating system	Yes	Yes
without operating system	Yes	Yes
<b>pre-installed operating system</b>		
• Windows 7	Yes; Ultimate 32 bits or 64 bits	Yes; Ultimate 32 bits or 64 bits
<b>Software</b>		
SIMATIC Software	Optionally with pre-installed software bundle SIMATIC WinCC RT Advanced / WinAC RTX	

## PC-based Automation

### Panel PC

#### SIMATIC IPC477D

#### Ordering data

#### Article No.

#### SIMATIC IPC477D <sup>1)</sup>

6AV7240 -

#### Processor and fieldbus:

- Celeron U827E  
(1C/1T, 1.4 GHz, 1.5 MB cache);  
2 x Gigabit Ethernet (IE/PN) 0
- Celeron U827E  
(1C/1T, 1.4 GHz, 1.5 MB cache);  
2 x Gigabit Ethernet (IE/PN);  
PROFIBUS DP12 1
- Core i3-3217UE  
(2C/4T, 1.6 GHz, 3 MB cache);  
2 x Gigabit Ethernet (IE/PN) 3
- Core i3-3217UE  
(2C/4T, 1.6 GHz, 3 MB cache);  
2 x Gigabit Ethernet (IE/PN);  
PROFIBUS DP12 4
- Core i3-3217UE  
(2C/4T, 1.6 GHz, 3 MB cache);  
1 x Gigabit Ethernet (IE/PN);  
1 x PROFINET (IRT, 3 ports) 5
- Core i7-3517UE  
(2C/4T, 1.7 (2.8) GHz,  
4 MB cache);  
2 x Gigabit Ethernet (IE/PN) 6
- Core i7-3517UE  
(2C/4T, 1.7 (2.8) GHz,  
4 MB cache);  
2 x Gigabit Ethernet (IE/PN);  
PROFIBUS DP12 7
- Core i7-3517UE  
(2C/4T, 1.7 (2.8) GHz,  
4 MB cache);  
1 x Gigabit Ethernet (IE/PN);  
1 x PROFINET (IRT, 3 ports) 8

#### Operator control unit:

- 12" touch (1 280 x 800)  
(caution, restrictions regarding  
options: HDD, PCI, AC, DVD) A
- 15" touch (1 280 x 800)  
with front USB B
- 15" touch/key (1 280 x 800)  
with front USB C
- 19" touch (1 366 x 768)  
with front USB D
- 22" touch (1 920 x 1 080)  
with front USB E
- 15" multi-touch (1 366 x 768)  
without front USB H
- 19" multi-touch (1 366 x 768)  
without front USB K
- 22" multi-touch (1 920 x 1 080)  
without front USB L
- 15" multi-touch (1 366 x 768)  
without front USB,  
with marine approval M
- 19" multi-touch (1 366 x 768)  
without front USB,  
with marine approval N
- 22" multi-touch (1 920 x 1 080)  
without front USB,  
with marine approval P

#### Work memory/NVRAM

- 2 GB B
- 4 GB C
- 8 GB D
- 2 GB and NVRAM K
- 4 GB and NVRAM L
- 8 GB and NVRAM M

#### Article No.

#### SIMATIC IPC477D <sup>1)</sup>

6AV7240 -

#### Expansions/interface:

- 1 x RS 232, without PCIe 0
- 1 x RS 232 and one PCIe 1
- Two RS 232, without PCIe 3
- Two RS 232 and one PCIe 4

#### Operating system:

- Without operating system 0
- Windows Embedded Standard 7  
Professional, 32-bit, MUI 3
- Windows Embedded Standard 7  
SP1, English, 32-bit 4
- Windows Embedded Standard 7  
SP1, English, 64-bit 5
- Windows 7 Ultimate SP1, 32-bit,  
MUI (en, de, fr, it, es) 6
- Windows 7 Ultimate SP1, 64-bit,  
MUI (en, de, fr, it, es) 7

#### Externally accessible mass storage (without operating system):

- Without external mass storage 0
- CFAST 2 GB, without operating  
system 1
- CFAST 4 GB <sup>4)</sup> 2
- CFAST 8 GB <sup>4)</sup> 3
- CFAST 16 GB <sup>4)</sup> 4
- DVD 6

#### Internal mass storage:

- Without internal mass storage A
- CFAST 2 GB B
- CFAST 4 GB C
- CFAST 8 GB D
- CFAST 16 GB E
- 320 GB HDD K
- DVD L
- SSD 240 GB standard  
without DVD P
- SSD 480 GB standard  
without DVD R
- HDD min. 320 GB with DVD Q

<sup>1)</sup> Built-to-order versions with a delivery time of max. 15 working days and with identified repair.

<sup>2)</sup> Only with work memory and NVRAM.

<sup>3)</sup> TPM = Trusted Platform Module

<sup>4)</sup> Only optionally with operating system/software if no internal mass storage or HDD

Ordering data	Article No.	Article No.	
<b>SIMATIC IPC477D <sup>1)</sup></b>	<b>6AV7240 -</b>	<b>SIMATIC IPC477D <sup>1)</sup></b>	
SIMATIC software pre-installed (bundles):		Power supply:	
• Without SIMATIC software	<b>A</b>	• 24 V DC industrial power supply	<b>0</b>
• WinAC RTX 2010 <sup>2)</sup>	<b>B</b>	• 110/230 V AC industrial power supply with NAMUR; without power cable	<b>1</b>
• WinCC RT Advanced, 128 PT (V15 license package)	<b>C</b>	• 110/230 V AC industrial power supply with NAMUR; European power cable	<b>2</b>
• WinCC RT Advanced, 512 PT (V15 license package)	<b>D</b>	• 110/230 V AC industrial power supply with NAMUR; US power cable	<b>3</b>
• WinCC RT Advanced, 2 048 PT (V15 license package)	<b>E</b>	• 110/230 V AC industrial power supply with NAMUR; Chinese power cable	<b>4</b>
• WinCC RT Advanced, 4 096 PT (V15 license package)	<b>F</b>	• 110/230 V AC industrial power supply with NAMUR; Italian power cable	<b>5</b>
• WinCC RT Advanced, 128 PT (V15 license package), WinAC RTX <sup>2)</sup>	<b>J</b>	• 110/230 V AC industrial power supply with NAMUR; Swiss power cable	<b>6</b>
• WinCC RT Advanced, 512 PT (V15 license package), WinAC RTX <sup>2)</sup>	<b>K</b>	• 110/230 V AC industrial power supply with NAMUR; UK power cable	<b>7</b>
• WinCC RT Advanced, 2 048 PT (V15 license package), WinAC RTX <sup>2)</sup>	<b>L</b>	• 24 V DC industrial power supply and TPM <sup>3)</sup> (not for China or Russia)	<b>8</b>
• WinCC RT Advanced, 4 096 PT (V15 license package), WinAC RTX <sup>2)</sup>	<b>M</b>		
• WinAC RTX 2010 F <sup>2)</sup>	<b>N</b>		
• WinCC RT Advanced, 128 PT (V15 license package), WinAC RTX F <sup>2)</sup>	<b>P</b>		
• WinCC RT Advanced, 512 PT (V15 license package), WinAC RTX F <sup>2)</sup>	<b>Q</b>		
• WinCC RT Advanced, 2 048 PT (V15 license package), WinAC RTX F <sup>2)</sup>	<b>R</b>		
• WinCC RT Advanced, 4 096 PT (V15 license package), WinAC RTX F <sup>2)</sup>	<b>S</b>		

<sup>1)</sup> Built-to-order versions with a delivery time of max. 15 working days and with identified repair.

<sup>2)</sup> Only with work memory and NVRAM.

<sup>3)</sup> TPM = Trusted Platform Module

<sup>4)</sup> Only optionally with operating system/software if no internal mass storage or HDD

#### Note:

Please assemble the required IPC configuration using the TIA Selection Tool or configurator in the Industry Mall in order to ensure suitability; we do not accept any liability for configurations compiled by users themselves.

## PC-based Automation

### Panel PC

#### SIMATIC IPC677D

#### Overview



#### **SIMATIC IPC677D: The high-end Panel PC – with maximum performance, functional scope and expansion capability**

PC platform with extremely high industrial compatibility for demanding tasks in the field of PC-based automation.

Rugged construction: The PC is resistant to even the harshest mechanical stress and is extremely reliable in operation.

- Compact design
- High degree of investment protection
- Fast integration capability

The following widescreen front variants are available:

- 15", 19" or 22" resistive single-touch color display with front USB
- 15", 19" or 22" capacitive multi-touch color display

#### Technical specifications

Article number	<b>6AV7260-.....-....</b> SIMATIC IPC677D
<b>Installation type/mounting</b>	
Mounting	For horizontal and vertical mounting
Design	Panel PC, built-in unit
maximum permissible installation angle +/-	20°
<b>Supply voltage</b>	
Type of supply voltage	100/240 V AC (autorange); 24 V DC
<b>Line frequency</b>	
• Rated value 50 Hz	Yes
• Rated value 60 Hz	Yes
<b>Mains buffering</b>	
• Mains/voltage failure stored energy time	10 ms
<b>Processor</b>	
Processor type	Celeron G1820TE (2C/2T, 2.2 GHz, 2 MB Cache); Core i3-4330TE (2C/4T, 2.4 GHz, 4 MB Cache); Xeon E3-1268L v3 (4C/8T, 2.3 (3.3) GHz, 8 MB Cache, AMT)
Chipset	Intel DH82C226 PCH
<b>Graphic</b>	
Graphics controller	Intel HD graphics controller P4600 GT2 (Xeon, Core i3); Intel HD graphics controller (Celeron)
<b>Drives</b>	
Optical drives	DVD±R±RW combi-drive, optional
Hard disk	3.5" SATA ≥ 500 GB, optional: 3.5" SATA ≥ 1 TB; RAID1 2x 2.5" SATA ≥ 320 GB; solid-state drive (SSD) ≥ 240 GB; all hard disk drives within the enclosure are vibration-damped; RAID1 2x 2.5" SATA ≥ 320 GB byte in removable drive bay
SSD	Yes; ≥ 240 GB optional



## Technical specifications (continued)

Article number	<b>6AV7260-.....-....</b> SIMATIC IPC677D
<b>Memory</b>	
Type of memory	DDR3 1600 DIMM
Main memory	2 / 4 / 8 / 16 GB; ECC optional
<b>Data areas and their retentivity</b>	
Retentive data area (incl. timers, counters, flags), max.	2 Mbyte; 128 KB can be stored in the buffer time; optional
<b>Hardware configuration</b>	
<b>Slots</b>	
• free slots	2x PCI; optional: 1x PCI & 1x PCIe (x16); 2x PCIe (x4, x16); with card retainer
<b>Interfaces</b>	
PROFIBUS/MPI	Optionally onboard, isolated, max. 12 Mbit/s, compatible with CP 5622
Number of industrial Ethernet interfaces	2; 2x RJ45 (independent)
Number of PROFINET interfaces	3; Optional
USB port	4x USB 3.0
Connection for keyboard/mouse serial interface	USB / USB 1x COM1 (RS 232), optional: 1x COM2 (RS 232)
parallel interface	optional LPT1
<b>Video interfaces</b>	
• Graphics interface	1x DisplayPort and 1x DVI-I; 1x VGA via adapter cable (optional)
<b>Industrial Ethernet</b>	
• Industrial Ethernet interface	Onboard, 2x 10 / 100 / 1000 Mbit, RJ45
- 100 Mbps	Yes
- 1000 Mbps	Yes
<b>Integrated Functions</b>	
<b>Monitoring functions</b>	
• Temperature monitoring	Yes
• Watchdog	Yes
• Status LEDs	Yes
• Fan	Yes
• Monitoring function via network	Optional
<b>EMC</b>	
<b>Interference immunity against discharge of static electricity</b>	
• Interference immunity against discharge of static electricity	±6 kV contact discharge acc. to IEC 61000-4-2; ±8 kV air discharge acc. to IEC 61000-4-2
<b>Interference immunity against high-frequency electromagnetic fields</b>	
• Interference immunity against high frequency radiation	10 V/m for 80 - 1000 MHz and 1.4 - 2 GHz, 80% AM acc. to IEC 61000-4-3; 3 V/m for 2 - 2.7 GHz, 80% AM acc. to IEC 61000-4-3; 10 V for 10 kHz - 80 MHz, 80% AM acc. to IEC 61000-4-6
<b>Interference immunity to cable-borne interference</b>	
• Interference immunity on supply cables	±2 kV acc. to IEC 61000-4-4, burst; ±1 kV acc. to IEC 61000-4-5, surge symmetric; ±2 kV acc. to IEC 61000-4-5, surge asymmetric
• Interference immunity on signal cables >30m	±2 kV acc. to IEC 61000-4-5, surge, length > 30 m
• Interference immunity on signal cables < 30m	±1 kV acc. to IEC 61000-4-4; burst; length < 3 m; ±2 kV acc. to IEC 61000-4-4; burst; length > 3 m

Article number	<b>6AV7260-.....-....</b> SIMATIC IPC677D
<b>Interference immunity against voltage surge</b>	
• asymmetric interference	±2 kV acc. to IEC 61000-4-5, surge asymmetric
• symmetric interference	±1 kV acc. to IEC 61000-4-5, surge symmetric
<b>Interference immunity to magnetic fields</b>	
• Interference immunity to magnetic fields at 50 Hz	100 A/m; to IEC 61000-4-8
<b>Emission of conducted and non-conducted interference</b>	
• Interference emission via line/AC current cables	EN 61000-6-3, EN 61000-6-4, CISPR 22 Class B, FCC Class A
<b>Degree and class of protection</b>	
IP (at the front)	IP65
IP (rear)	IP20
<b>Standards, approvals, certificates</b>	
CE mark	Yes
UL approval	Yes
• UL 508	Yes
cULus	Yes
RCM (formerly C-TICK)	Yes
KC approval	Yes
FCC	Yes
EMC	CE, EN 61000-6-4:2007, EN 61000-6-2:2005
<b>Ambient conditions</b>	
<b>Ambient temperature during operation</b>	
• Ambient temperature during operation	+5 °C to +45 °C with full configuration
<b>Relative humidity</b>	
• Relative humidity	Tested according to IEC 60068-2-78, IEC 60068-2-30: 5% to 80% at 25 °C (no condensation)
<b>Vibrations</b>	
• Vibration resistance during operation acc. to IEC 60068-2-6	Tested according to DIN IEC 60068-2-6: 10 Hz to 58 Hz: 0.075 mm; 58 Hz to 500 Hz 9.8 m/s <sup>2</sup> (1g)
<b>Shock testing</b>	
• Shock load during operation	Tested to DIN IEC 60068-2-29: 50 m/s <sup>2</sup> (5 g), 30 ms, 100 shocks
<b>Operating systems</b>	
Operating system	Windows 7 Ultimate, 32-bit/64-bit, MUI; Windows Embedded Standard 7 P, 32-bit, MUI; Windows 10 Enterprise 2015 or 2016 LTSC, 64-bit, MUI
pre-installed operating system	Yes
without operating system	Yes
<b>pre-installed operating system</b>	
• Windows 7	Yes; Ultimate 32 bits or 64 bits
• Windows 10 IoT Enterprise	Yes; Windows 10 Enterprise 2015 or 2016 LTSC, 64-bit, MUI
<b>Software</b>	
SIMATIC Software	Optional package with SIMATIC WinCC or WinAC RTX

# PC-based Automation

## Panel PC

### SIMATIC IPC677D

#### Ordering data

#### Article No.

##### SIMATIC IPC677D <sup>1)</sup>

6AV7260 -

HD graphics onboard;  
2 x Gigabit Ethernet (IE/PN) RJ45;  
4 x USB V3.0; 1x serial (COM1);  
RAID controller onboard;  
watchdog, temp./fan monitoring

##### Operating unit

- 15" touch (1 280 x 800) with front USB 0
- 19" touch (1 366 x 768) with front USB 1
- 22" touch (1 920 x 1 080) with front USB 2
- 15" multi-touch (1 366 x 768) 3
- 19" multi-touch (1 366 x 768) 4
- 22" multi-touch (1 920 x 1 080) 5

##### Processor

- Celeron G1820TE (2C/2T, 2.2 GHz, 2 MB cache) A
- Celeron G1820TE (2C/2T, 2.2 GHz, 2 MB cache); PROFIBUS/MPI (CP 5622-compatible); 2 MB buffered SRAM B
- Celeron G1820TE (2C/2T, 2.2 GHz, 2 MB cache); PROFINET (IRT, 3 ports, CP 1616-compatible); 2 MB buffered SRAM C
- Core i3-4330TE (2C/4T, 2.4 GHz, 4 MB cache, VT-x) D
- Core i3-4330TE (2C/4T, 2.4 GHz, 4 MB cache, VT-x); PROFIBUS/MPI (CP 5622-compatible); 2 MB buffered SRAM E
- Core i3-4330TE (2C/4T, 2.4 GHz, 4 MB cache, VT-x); PROFIBUS/MPI (CP 5622-compatible); 2 MB buffered SRAM F
- Xeon E3-1268Lv3 (4C/8T, 2.3 (3.3) GHz, 8 MB cache, VT-d, AMT) G
- Xeon E3-1268Lv3 (4C/8T, 2.3 (3.3) GHz, 8 MB cache, VT-d, AMT); PROFIBUS/MPI (CP 5622-compatible); 2 MB buffered SRAM H
- Xeon E3-1268Lv3 (4C/8T, 2.3 (3.3) GHz, 8 MB cache, VT-d, AMT); PROFIBUS/MPI (CP 5622-compatible); 2 MB buffered SRAM J

#### Article No.

##### SIMATIC IPC677D <sup>1)</sup>

6AV7260 -

##### Drives

- 500 GB HDD SATA A
- 500 GB HDD SATA; DVD+/-RW B
- 1 TB HDD SATA D
- 1 TB HDD SATA; DVD+/-RW E
- RAID1 2 x 320 GB SATA (2.5") G
- RAID1 2 x 320 GB SATA (2.5"); DVD+/-RW H
- Exchangeable SSD RAID1 2x 240 GB SATA (2.5") J
- Exchangeable SSD RAID1 2 x 320 GB SATA (2.5") K
- Exchangeable SSD RAID1 2 x 320 GB SATA (2.5"); solid-state drive 240 GB L
- Solid-state drive 240 GB; M
- Solid-state drive 240 GB; 320 GB HDD SATA (2.5") N
- Solid-state drive 240 GB; 320 GB HDD SATA (2.5"); DVD+/-RW P

##### Memory configuration

- 2 GB DDR3 1600 DIMM 1
- 4 GB DDR3 1600 DIMM 2
- 8 GB DDR3 1600 DIMM 3
- 16 GB DDR3 1600 DIMM 4
- 8 GB DDR3 1600 DIMM; ECC 5
- 16 GB DDR3 1600 DIMM; ECC 6

##### Expansions (HW)

- 2 x PCI 0
- 1 x PCIe (x16); 1 x PCI 1
- 1 x PCIe (x16); 1 x PCIe (x4) 2

##### Expansion 2 (HW)

- Without expansion (HW) 0
- 2 x USB in addition (1 slot occupied) 1
- COM2; LPT (1 slot occupied) 2
- 2 x USB in addition; COM2; LPT (2 slots occupied) 3



## PC-based Automation

### Tablet PC

#### SIMATIC Industrial Tablet PC

#### Overview



#### SIMATIC Industrial Tablet PC

The SIMATIC Industrial Tablet PC takes the performance of SIMATIC industry PCs to the tablet format.

With a large number of functional expansions such as a 1D/2D bar code reader or user identification by RFID, it taps diverse possibilities of use.

#### SIMATIC ITP1000: Industrial rugged PC

- High-quality components and modules with a high MTBF (mean time between failure), which also ensure 24-hour operation in the extended temperature range up to +45 °C
- Rugged enclosure designs with high electromagnetic compatibility (EMC)
- Hardware available in the long term

#### Powerful and many functions onboard

- High-performance Intel Core i5-6442EQ or Intel Celeron G3902E notebook CPU
- Many interfaces onboard: LAN, SD card reader, USB interfaces, RS 232, audio
- WLAN and Bluetooth integrated
- RFID, bar code reader (1D/2D) and camera for a highly diverse range of mobile applications
- Windows 7 Ultimate 64-bit / Windows 10 IoT Enterprise 2016 LTSB (64-bit)

#### Technical specifications

Article number	<b>6AV7880-0....-...2</b> SIMATIC ITP1000
<b>General information</b>	
Design of the programming device	Tablet PC
<b>Display</b>	
Design of display	10" multi-touch
<b>Resolution (pixels)</b>	
• Horizontal image resolution	1 280 Pixel
• Vertical image resolution	800 Pixel
<b>General features</b>	
• Luminance	250 cd/m <sup>2</sup>
<b>Backlighting</b>	
• Type of backlighting	LED
<b>Control elements</b>	
<b>Keyboard fonts</b>	
• Design	Touch
<b>Touch operation</b>	
• Integrated touch pad	No
<b>Supply voltage</b>	
Design of the power supply	External wide-range power supply; 3-pole
permissible range, lower limit (AC)	100 V; ±10 %, sinusoidal
permissible range, upper limit (AC)	240 V; ±10 %, sinusoidal
<b>Line frequency</b>	
• permissible range, lower limit	47 Hz
• permissible range, upper limit	63 Hz
<b>Processor</b>	
Processor type	Celeron G3902 (2C/2T, 1.6 GHz, 2 MB cache); Intel Core i5-6442EQ (6 MB cache, up to 2.70 GHz, iAMT)
Hyper-threading	No
Turbo Boost Technology 2.0	Yes
<b>Graphic</b>	
Graphics controller	Intel® HD graphics 530
<b>Drives</b>	
SSD	Yes
• Memory capacity	256 Gbyte; Up to 512 GB SSD
TPM Security Chip	Yes
<b>Memory</b>	
Type of memory	DDR4-SDRAM SO-DIMM
<b>Work memory</b>	
• integrated	4 Gbyte; 8 GB or 16 GB
<b>Accumulator</b>	
Replaceable	Yes; Lithium-ion battery
Capacity	5 900 mA·h
Battery runtime, min.	6 h; According to MobileMark 2014

**Technical specifications (continued)**

Article number	<b>6AV7880-0....-...2</b> SIMATIC ITP1000
<b>Interfaces</b>	
Number of RS 232 interfaces	1
Number of USB interfaces	3; USB 3.0
• Type A	2
• Type C	1
Bluetooth radio standard	Yes; V4.0
Multimedia card/SD card slot	2 in 1 (SDHC UHS-II, MMC)
Universal Audio Jack	Yes; Audio socket for 3.5 mm jack
<b>Video interfaces</b>	
• DisplayPort	Yes; DP 1.2 (Mini DisplayPort)
<b>Industrial Ethernet</b>	
• Industrial Ethernet interface	1 x Ethernet (RJ45)
- 100 Mbps	Yes
- 1000 Mbps	Yes
• IAMT (Intel Active Management Technology)	Yes
<b>WLAN</b>	
• Type	IEEE 802.11 a/b/g/n and ac
<b>Integrated Functions</b>	
<b>Monitoring functions</b>	
• Status LEDs	Battery charge level, device status, access to drive, WLAN active, SD card, application LED
<b>EMC</b>	
<b>Interference immunity against discharge of static electricity</b>	
• Interference immunity against discharge of static electricity acc. to IEC 61000-4-2	Yes; ±4 kV contact discharge (to IEC 801-2/IEC 1000-4-2; ESD), ±8 kV air discharge (to IEC 801-2/IEC 1000-4-2; ESD)
<b>Interference immunity to cable-borne interference</b>	
• Interference immunity on supply cables	±2 kV (according to IEC 61000-4-4, burst); ±1 kV (according to IEC 61000-4-5, surge pulse/line to line); ±2 kV (according to IEC 61000-4-5, surge pulse/line to ground)
• Interference immunity on signal cables	±1 kV (according to IEC 61000-4-4, burst, length < 30 m); ±2 kV (according to IEC 61000-4-4, burst, length > 30 m); ±2 kV (according to IEC 61000-4-5, surge sym./line to ground, length > 30 m)
<b>Degree and class of protection</b>	
Degree of protection acc. to EN 60529	IP40
<b>Standards, approvals, certificates</b>	
CE mark	Yes
Conforms to MIL-STD-810G	Yes
DIN/ISO 9001	Yes

Article number	<b>6AV7880-0....-...2</b> SIMATIC ITP1000
<b>Ambient conditions</b>	
<b>Ambient temperature during operation</b>	
• min.	5 °C; Max. 10 °C/h (no condensation)
• max.	45 °C; Max. 10 °C/h (no condensation)
<b>Ambient temperature during storage/transportation</b>	
• min.	-20 °C; Max. 20 °C/h (no condensation)
• max.	60 °C; Max. 20 °C/h (no condensation)
<b>Relative humidity</b>	
• Operation, min.	5 %; At 30 °C/h (no condensation); Tested according to IEC 60068-2-78, IEC 60068-2-30, IEC 60068-2-14
• Operation, max.	85 %; At 30 °C/h (no condensation); Tested according to IEC 60068-2-78, IEC 60068-2-30, IEC 60068-2-14
<b>Vibrations</b>	
• Operation, tested according to IEC 60068-2-6	Yes
<b>Shock testing</b>	
• tested according to IEC 60068-2-27	Yes
<b>Operating systems</b>	
Additional info on operating system	Multi-Language User Interface (MUI): 6 languages (English, German, French, Spanish, Italian, Chinese)
<b>pre-installed operating system</b>	
• Windows 7	Yes; Ultimate 64 bit, SP1
<b>Software</b>	
<b>Preinstalled</b>	
• STEP 7 Professional 2010	No
• STEP 7 Professional (TIA Portal)	No
• WinCC flexible Advanced 2008	No
• WinCC Advanced (TIA Portal)	No
• STEP 5	No
<b>Mechanics/material</b>	
Material	
• Magnesium alloy	Yes
Material of housing	metal
Socket for Kensington lock	Yes
rubber corner guards	Yes
<b>Dimensions</b>	
Width	330 mm
Height	32 mm
Depth	214 mm
<b>Weights</b>	
Weight, approx.	1.6 kg; incl. rechargeable battery
<b>Scope of supply</b>	
Accumulator	Yes
Power supply	Yes
Recovery media	Yes; Restore & Recovery
<b>Other</b>	
free hotline	Yes
Warranty period	36 mo; except for: rechargeable battery (6 months)
Note:	Made in Germany: development and production in Germany

## PC-based Automation

### Tablet PC

#### SIMATIC Industrial Tablet PC

##### Ordering data

##### Article No.

Ordering data	Article No.
<b>SIMATIC ITP1000</b>	<b>6AV7880 - 0 - - - - 2</b>
<u>Operator control unit</u> • 10" multi-touch (1 280 x 800) with 8 function keys	0
<u>Extras</u> • None • Rear camera, 5 megapixels • RFID reader • Bar code reader (1D/2D) • Camera and RFID • Bar code reader and camera • RFID and bar code reader • Camera, RFID and bar code reader	A B C D E F G H
<u>Mass storage</u> • 256 GB SSD • 512 GB SSD	A B
<u>Operating system</u> • None • Windows 7 Ultimate SP1, 64-bit, MUI (en, de, fr, it, es) • Windows10 IoT Enterprise 2016 LTSB, (64-bit) for Celeron i3 and i5 processors	0 1 2
<u>CPU</u> • Celeron G390 2E (2 MB cache, 1.60 GHz) • Core i5-6442EQ (6 MB cache, up to 2.70 GHz)	1 2
<u>RAM</u> • 4 GB • 8 GB • 16 GB	0 1 2
<u>Power supply</u> • 110/230 V power supply unit, power cable for Europe • 110/230 V power supply unit, power cable for UK • 110/230 V power supply unit, power cable for CH • 110/230 V power supply unit, power cable for the USA • 110/230 V power supply unit, power cable for Italy	A B C D E
<u>Spare software (included)</u> • None	A
<u>Rechargeable battery</u> • High-capacity (5900 mAh rechargeable battery)	2

##### More information

You can find additional information on the Internet at:

<http://www.siemens.com/itp1000>

Accessories can be found under SIMATIC HMI accessories:

<https://mall.industry.siemens.com/mall/en/de/Catalog/Products/10144445?tree=CatalogTree>


"Automation technology" -> "Operator control and monitoring systems SIMATIC HMI" -> "Accessories"

##### Note:

Do you require a specific modification or extension to the products described here? Then look up "Customized products", where you will find information about additional and generally available sector-specific products as well as options for customer-specific modifications and adaptations.

##### Note:

Please assemble the required IPC configuration using the TIA Selection Tool or configurator in the Industry Mall in order to ensure suitability; we do not accept any liability for configurations compiled by users themselves.

**Overview**

**Docking station**

A docking station is available for the SIMATIC Industrial Tablet PC. In addition to being able to charge the device, the docking station also features one Ethernet, one DisplayPort and two USB interfaces. With its external monitor, mouse and keyboard, the SIMATIC ITP1000 is upgraded into the equivalent of a full-scale office workplace.

The docking station is designed for users in industry. One-hand docking makes it quick and easy to insert and remove the SIMATIC ITP1000.

**Ordering data**
**Article No.**

 System components  
 for Tablet PC

**Docking station  
 for SIMATIC ITP1000**
**6AV7676-1AB00-0AA0**
**More information**

You can find additional information on the Internet at:

<http://www.siemens.com/itp1000>

You can find additional accessories at:

<https://mall.industry.siemens.com/mall/en/de/Catalog/Products/10144445?tree=CatalogTree>

"Automation technology" -> "Operator control and monitoring systems SIMATIC HMI" -> "Accessories"

**Note:**

Do you require a specific modification or extension to the products described here? Then look up "Customized products", where you will find information about additional and generally available sector-specific products as well as options for customer-specific modifications and adaptations.



## PC-based Automation

Industrial monitors and Thin Clients  
Flat Panels

### SIMATIC Industrial Flat Panel

#### Overview



The Industrial Flat Panels are rugged industry-standard LCD monitors in a widescreen design.

- Installation:
  - Equally suited for installation in the machine, in control cabinets, in consoles, to gantries, or in 19" racks.
- Type of operator control:
  - Simple display devices without operator functionality
  - Optional devices with touch control
  - Optional devices with multi-touch control
  - Rear-mounted connection of I/O devices (optional)

Industrial Flat Panels are now available as fully-enclosed Flat Panels.

- IFP1900 PRO (degree of protection IP65)
- Ethernet monitor IFP1900/IFP2200 for remote connection via standard Ethernet (TCP/IP)

#### Technical specifications

Article number	6AV7863-2AA0-0AA0	6AV7863-2AB10-0AA0	6AV7863-2BB10-0AA0	6AV7863-2TA00-0AA0	6AV7863-2TB10-0AA0
	SIMATIC FLAT PANEL 15" DISPLAY	SIMATIC FLAT PANEL 15" DISPLAY EXT	SIMATIC FLAT PANEL 15" TOUCH/KEY	SIMATIC FLAT PANEL 15" TOUCH	SIMATIC FLAT PANEL 15" TOUCH EXT
<b>General information</b>					
Product type designation	IFP1500	IFP1500	IFP1500	IFP1500	IFP1500
Short designation	Flat Panel 15" display	Flat Panel 15" display ext.	Flat Panel 15" touch/keys	Flat Panel 15" touch	Flat Panel 15" touch ext.
<b>Display</b>					
Design of display	TFT widescreen display, LED backlighting	TFT widescreen display, LED backlighting	TFT widescreen display, LED backlighting	TFT widescreen display, LED backlighting	TFT widescreen display, LED backlighting
Screen diagonal	15.4 in	15.4 in	15.4 in	15.4 in	15.4 in
Screen diagonal [cm]	40 cm	40 cm	40 cm	40 cm	40 cm
Display width	331.2 mm	331.2 mm	331.2 mm	331.2 mm	331.2 mm
Display height	207 mm	207 mm	207 mm	207 mm	207 mm
Viewing angle	170° x 170°	170° x 170°	170° x 170°	170° x 170°	170° x 170°
On Screen Display (OSD) configuration	No; Adjustable by means of software	No; Adjustable by means of software	No; Adjustable by means of software	No; Adjustable by means of software	No; Adjustable by means of software
Number of colors	16 777 216; 24 bit	16 777 216; 24 bit	16 777 216; 24 bit	16 777 216; 24 bit	16 777 216; 24 bit
<b>Resolution (pixels)</b>					
• Horizontal image resolution	1 280 Pixel	1 280 Pixel	1 280 Pixel	1 280 Pixel	1 280 Pixel
• Vertical image resolution	800 Pixel	800 Pixel	800 Pixel	800 Pixel	800 Pixel
• Pixel size, horizontal	0.259 mm	0.259 mm	0.259 mm	0.259 mm	0.259 mm
• Pixel size, vertical	0.259 mm	0.259 mm	0.259 mm	0.259 mm	0.259 mm

**Technical specifications** (continued)

Article number	<b>6AV7863-2AA00-0AA0</b> SIMATIC FLAT PANEL 15" DISPLAY	<b>6AV7863-2AB10-0AA0</b> SIMATIC FLAT PANEL 15" DISPLAY EXT	<b>6AV7863-2BB10-0AA0</b> SIMATIC FLAT PANEL 15" TOUCH/KEY	<b>6AV7863-2TA00-0AA0</b> SIMATIC FLAT PANEL 15" TOUCH	<b>6AV7863-2TB10-0AA0</b> SIMATIC FLAT PANEL 15" TOUCH EXT
<b>General features</b>					
• Detachable from computer unit	5 m	30 m	5 m	5 m	5 m
• Brightness/contrast	400 cd/m <sup>2</sup> / 1000:1	400 cd/m <sup>2</sup> / 1000:1	400 cd/m <sup>2</sup> / 1000:1	400 cd/m <sup>2</sup> / 1000:1	400 cd/m <sup>2</sup> / 1000:1
• non-reflective and tempered mineral glass screen	Yes	Yes	Yes		
<b>Backlighting</b>					
• Type of backlighting	LED	LED	LED	LED	LED
• MTBF backlighting (at 25 °C)	50 000 h; At 25°C	50 000 h; At 25°C	50 000 h; At 25°C	50 000 h; At 25°C	50 000 h; At 25°C
• Backlight dimmable	Yes; 0-100 %	Yes; 0-100 %	Yes; 0-100 %	Yes; 0-100 %	Yes; 0-100 %
<b>Touch operation</b>					
• Design as touch screen			Yes; Analog-resistive	Yes; Analog-resistive	Yes; Analog-resistive
• Monitor keyboard			Yes	Yes	Yes
<b>Installation type/mounting</b>					
Built-in unit	Yes; Portrait mode possible	Yes; Portrait mode possible	Yes	Yes; Portrait mode possible	Yes; Portrait mode possible
maximum permitted forward tilt angle from vertical	35°	35°	35°	35°	35°
maximum permitted backward tilt angle from vertical	35°	35°	35°	35°	35°
<b>Supply voltage</b>					
Type of supply voltage	DC	AC/DC	AC/DC	DC	AC/DC
Rated value (DC)	24 V	24 V	24 V	24 V	24 V
permissible range, lower limit (DC)	19.2 V	19.2 V	19.2 V	19.2 V	19.2 V
permissible range, upper limit (DC)	28.8 V	28.8 V	28.8 V	28.8 V	28.8 V
Rated value (AC)		100 V; Up to 240V, 50/60 Hz	100 V; Up to 240V, 50/60 Hz		
permissible range, lower limit (AC)		90 V	90 V		90 V
permissible range, upper limit (AC)		264 V	264 V		264 V
<b>Power loss</b>					
Power loss, typ.	40 W	40 W	40 W	40 W	40 W
Power loss, max.	65 W	65 W	65 W	65 W	65 W
<b>Interfaces</b>					
USB on the rear		2	1		2
USB at the front			1		
Connection for keyboard/mouse		USB	USB		USB
<b>Video interfaces</b>					
• DVI-D	Yes	Yes	Yes	Yes	Yes
• DisplayPort	Yes; DisplayPort V1.1	Yes; DisplayPort V1.1	Yes; DisplayPort V1.1	Yes; DisplayPort V1.1	Yes; DisplayPort V1.1
<b>Touch interfaces</b>					
• USB	No	No	Yes	Yes	Yes

## PC-based Automation

### Industrial monitors and Thin Clients Flat Panels

#### SIMATIC Industrial Flat Panel

#### Technical specifications (continued)

Article number	6AV7863-2AA00-0AA0 SIMATIC FLAT PANEL 15" DISPLAY	6AV7863-2AB10-0AA0 SIMATIC FLAT PANEL 15" DISPLAY EXT	6AV7863-2BB10-0AA0 SIMATIC FLAT PANEL 15" TOUCH/KEY	6AV7863-2TA00-0AA0 SIMATIC FLAT PANEL 15" TOUCH	6AV7863-2TB10-0AA0 SIMATIC FLAT PANEL 15" TOUCH EXT
<b>Degree and class of protection</b>					
IP65 at front	Yes	Yes	Yes	Yes	Yes
Enclosure Type 4 at the front	Yes	Yes	Yes	Yes	Yes
NEMA4 at the front	No	No	No	No	No
NEMA4X at the front	No	No	No	No	No
IP20 rear	Yes	Yes	Yes	Yes	Yes
<b>Standards, approvals, certificates</b>					
CE mark	Yes	Yes	Yes	Yes	Yes
cULus	Yes; Corresponds to UL 508	Yes; Corresponds to UL 508	Yes; Corresponds to UL 508	Yes; Corresponds to UL 508	Yes; Corresponds to UL 508
RCM (formerly C-TICK)	Yes	Yes	Yes	Yes	Yes
KC approval	Yes	Yes	Yes	Yes	Yes
<b>Use in hazardous areas</b>					
• FM Class I Division 2	Yes	No	No	Yes	No
<b>Ambient conditions</b>					
<b>Ambient temperature during operation</b>					
• min.	0 °C	0 °C	0 °C	0 °C	0 °C
• max.	50 °C; Vertical installation (horizontal)	50 °C; Vertical installation (horizontal)	50 °C; Vertical installation (horizontal)	50 °C; Vertical installation (horizontal)	50 °C; Vertical installation (horizontal)
<b>Relative humidity</b>					
• Operation, max.	95 %; no condensation	95 %; no condensation	95 %; no condensation	95 %; no condensation	95 %; no condensation
<b>Vibrations</b>					
• Vibration load in operation	1 gn	1 gn	1 gn	1 gn	1 gn
• Vibration load during transport/storage	1 gn	1 gn	1 gn	1 gn	1 gn
<b>Shock testing</b>					
• Shock load during operation	15 gn	15 gn	15 gn	15 gn	15 gn
• Shock load during transport/storage	15 gn	15 gn	15 gn	15 gn	15 gn
<b>Mechanics/material</b>					
Enclosure material (front)					
• Aluminum	Yes	Yes	Yes	Yes	Yes
<b>Dimensions</b>					
Width of the housing front	415 mm	415 mm	483 mm	415 mm	415 mm
Height of housing front	310 mm	310 mm	310 mm	310 mm	310 mm
Mounting cutout, width	396 mm; Tolerance: +1 mm	396 mm; Tolerance: +1 mm	450 mm; Tolerance: +1 mm	396 mm; Tolerance: +1 mm	396 mm; Tolerance: +1 mm
Mounting cutout, height	291 mm; Tolerance: +1 mm	291 mm; Tolerance: +1 mm	291 mm; Tolerance: +1 mm	291 mm; Tolerance: +1 mm	291 mm; Tolerance: +1 mm
Overall depth	62.5 mm	62.5 mm	62.5 mm	62.5 mm	62.5 mm
<b>Weights</b>					
Weight without packaging	3.9 kg	3.9 kg	4.3 kg	3.9 kg	3.9 kg

**Technical specifications** (continued)

Article number	<b>6AV7863-2MA00-0AA0</b> SIMATIC FLAT PANEL 15" MULTITOUCH	<b>6AV7863-2MA00-0SA0</b> SIMATIC FLAT PANEL 15" MULTITOUCH	<b>6AV7863-2MB10-0AA0</b> SIMATIC FLAT PANEL 15" MULTITOUCH EXT	<b>6AV7863-2MB10-0SA0</b> SIMATIC FLAT PANEL 15" MULTITOUCH EXT
<b>General information</b>				
Product type designation	IFP1500	IFP1500	IFP1500	IFP1500
Short designation	Flat Panel 15" multi-touch	Flat Panel 15" multi-touch ext. marine	Flat Panel 15" multi-touch ext.	Flat Panel 15" multi-touch ext. marine
<b>Display</b>				
Design of display	TFT widescreen display, LED backlighting	TFT widescreen display, L ED backlighting	TFT widescreen display, LED backlighting	TFT widescreen display, LED backlighting
Screen diagonal	15.6 in	15.6 in	15.6 in	15.6 in
Screen diagonal [cm]	40 cm	40 cm	40 cm	40 cm
Display width	344.2 mm	344.2 mm	344.2 mm	344.2 mm
Display height	193.5 mm	193.5 mm	193.5 mm	193.5 mm
Viewing angle	160° x 160°	160° x 160°	160° x 160°	160° x 160°
On Screen Display (OSD) configuration	No; Adjustable by means of software	No; Adjustable by means of software	No; Adjustable by means of software	No; Adjustable by means of software
Number of colors	16 777 216; 24 bit	16 777 216	16 777 216; 24 bit	16 777 216
<b>Resolution (pixels)</b>				
• Horizontal image resolution	1 366 Pixel	1 366 Pixel	1 366 Pixel	1 366 Pixel
• Vertical image resolution	768 Pixel	768 Pixel	768 Pixel	768 Pixel
• Pixel size, horizontal	0.252 mm	0.252 mm	0.252 mm	0.252 mm
• Pixel size, vertical	0.252 mm	0.252 mm	0.252 mm	0.252 mm
<b>General features</b>				
• Detachable from computer unit	5 m	5 m	30 m	30 m
• Brightness/contrast	400 cd/m <sup>2</sup> / 900:1	400 cd/m <sup>2</sup> / 900:1	400 cd/m <sup>2</sup> / 900:1	400 cd/m <sup>2</sup> / 900:1
<b>Backlighting</b>				
• Type of backlighting	LED	LED	LED	LED
• MTBF backlighting (at 25 °C)	70 000 h; At 25°C	70 000 h; At 25°C	70 000 h; At 25°C	70 000 h; At 25°C
• Backlight dimmable	Yes; 0-100 %	Yes; 0-100 %	Yes; 0-100 %	Yes; 0-100 %
<b>Touch operation</b>				
• Design as touch screen	Yes; Projective-capacitive	Yes; Projective-capacitive	Yes; Projective-capacitive	Yes; Projective-capacitive
• Monitor keyboard	Yes	Yes	Yes	Yes
<b>Installation type/mounting</b>				
Built-in unit	Yes; Portrait mode possible	Yes; Portrait mode possible	Yes; Portrait mode possible	Yes; Portrait mode possible
maximum permitted forward tilt angle from vertical	35°	35°	35°	35°
maximum permitted backward tilt angle from vertical	35°	35°	35°	35°
<b>Supply voltage</b>				
Type of supply voltage	DC	DC	DC	AC/DC
Rated value (DC)	24 V	24 V	24 V	24 V
permissible range, lower limit (DC)	19.2 V	19.2 V	19.2 V	19.2 V
permissible range, upper limit (DC)	28.8 V	28.8 V	28.8 V	28.8 V
Rated value (AC)				100 V; Up to 240V, 50/60 Hz
permissible range, lower limit (AC)				90 V
permissible range, upper limit (AC)				264 V
<b>Power loss</b>				
Power loss, typ.	40 W	40 W	40 W	40 W
Power loss, max.	65 W	60 W	60 W	60 W

**PC-based Automation**Industrial monitors and Thin Clients  
Flat Panels**SIMATIC Industrial Flat Panel****Technical specifications** (continued)

Article number	<b>6AV7863-2MA00-0AA0</b> SIMATIC FLAT PANEL 15" MULTITOUCH	<b>6AV7863-2MA00-0SA0</b> SIMATIC FLAT PANEL 15" MULTITOUCH	<b>6AV7863-2MB10-0AA0</b> SIMATIC FLAT PANEL 15" MULTITOUCH EXT	<b>6AV7863-2MB10-0SA0</b> SIMATIC FLAT PANEL 15" MULTITOUCH EXT
<b>Interfaces</b>				
USB on the rear			2	2
Connection for keyboard/mouse			USB	USB
<b>Video interfaces</b>				
• DVI-D	Yes	Yes	Yes	Yes
• DisplayPort	Yes; DisplayPort V1.1	Yes; DisplayPort V1.1	Yes; DisplayPort V1.1	Yes; DisplayPort V1.1
<b>Touch interfaces</b>				
• USB	Yes	Yes	Yes	Yes
<b>Degree and class of protection</b>				
IP65 at front	Yes	Yes	Yes	Yes
Enclosure Type 4 at the front	Yes	Yes	Yes	Yes
Enclosure Type 4x at the front	Yes	Yes	Yes	Yes
Enclosure Type 12 at the front	Yes	Yes	Yes	Yes
NEMA4 at the front	No	No	No	No
NEMA4X at the front	No	No	No	No
IP20 rear	Yes	Yes	Yes	Yes
<b>Standards, approvals, certificates</b>				
CE mark	Yes	Yes	Yes	Yes
cULus	Yes; Corresponds to UL 508	Yes; Corresponds to UL 508	Yes; Corresponds to UL 508	Yes; Corresponds to UL 508
RCM (formerly C-TICK)	Yes	Yes	Yes	Yes
KC approval	Yes	Yes	Yes	Yes
EAC (formerly Gost-R)	Yes	Yes	Yes	Yes
<b>Marine approval</b>				
• Germanischer Lloyd (GL)	No	Yes	No	Yes
• American Bureau of Shipping (ABS)	No	Yes	No	Yes
• Bureau Veritas (BV)	No	Yes	No	Yes
• Det Norske Veritas (DNV)	No	Yes	No	Yes
• Lloyds Register of Shipping (LRS)	No	Yes	No	Yes
• Nippon Kaiji Kyokai (Class NK)	No	Yes	No	Yes
<b>Use in hazardous areas</b>				
• ATEX Zone 2	Yes	Yes	No	No
• ATEX Zone 22	Yes	Yes	No	No
• FM Class I Division 2	Yes	Yes	No	No
<b>Ambient conditions</b>				
<b>Ambient temperature during operation</b>				
• min.	0 °C	0 °C	0 °C	0 °C
• max.	50 °C; Vertical installation (horizontal)	50 °C; Vertical installation (horizontal)	50 °C; Vertical installation (horizontal)	50 °C; Vertical installation (horizontal)
<b>Relative humidity</b>				
• Operation, max.	95 %; no condensation	95 %; no condensation	95 %; no condensation	95 %; no condensation
<b>Vibrations</b>				
• Vibration load in operation	1 gn	1 gn	1 gn	1 gn
• Vibration load during transport/storage	1 gn	1 gn	1 gn	1 gn
<b>Shock testing</b>				
• Shock load during operation	15 gn	15 gn	15 gn	15 gn
• Shock load during transport/storage	15 gn	15 gn	15 gn	15 gn
<b>Mechanics/material</b>				
Enclosure material (front)				
• Glass	Yes		Yes	
<b>Dimensions</b>				
Width of the housing front	416.5 mm	416.5 mm	416.5 mm	416.5 mm
Height of housing front	298 mm	298 mm	298 mm	298 mm
Mounting cutout, width	398 mm; Tolerance: +1 mm	398 mm; Tolerance: +1 mm	398 mm; Tolerance: +1 mm	398 mm; Tolerance: +1 mm
Mounting cutout, height	279 mm; Tolerance: +1 mm	279 mm; Tolerance: +1 mm	279 mm; Tolerance: +1 mm	279 mm; Tolerance: +1 mm
Overall depth	62.5 mm	62.5 mm	62.5 mm	62.5 mm
<b>Weights</b>				
Weight without packaging	4.2 kg	4.2 kg	4.2 kg	4.2 kg

**Technical specifications** (continued)

Article number	<b>6AV7863-3AA00-0AA0</b> SIMATIC FLAT PANEL 19" DISPLAY	<b>6AV7863-3AB10-0AA0</b> SIMATIC FLAT PANEL 19" DISPLAY EXT	<b>6AV7863-3TA00-0AA0</b> SIMATIC FLAT PANEL 19" TOUCH	<b>6AV7863-3TB10-0AA0</b> SIMATIC FLAT PANEL 19" TOUCH EXT
<b>General information</b>				
Product type designation	IFP1900	IFP1900	IFP1900	IFP1900
Short designation	Flat Panel 19" display	Flat Panel 19" display ext.	Flat Panel 19" touch	Flat Panel 19" touch ext.
<b>Display</b>				
Design of display	TFT widescreen display, LED backlighting	TFT widescreen display, LED backlighting	TFT widescreen display, LED backlighting	TFT widescreen display, LED backlighting
Screen diagonal	18.5 in	18.5 in	18.5 in	18.5 in
Screen diagonal [cm]	47 cm	47 cm	47 cm	47 cm
Display width	409.8 mm	409.8 mm	409.8 mm	409.8 mm
Display height	230.4 mm	230.4 mm	230.4 mm	230.4 mm
Viewing angle	170° x 160°	170° x 160°	170° x 160°	170° x 160°
On Screen Display (OSD) configuration	No; Adjustable by means of software	No; Adjustable by means of software	No; Adjustable by means of software	No; Adjustable by means of software
Number of colors	16 777 216; 24 bit	16 777 216; 24 bit	16 777 216; 24 bit	16 777 216; 24 bit
<b>Resolution (pixels)</b>				
• Horizontal image resolution	1 366 Pixel	1 366 Pixel	1 366 Pixel	1 366 Pixel
• Vertical image resolution	768 Pixel	768 Pixel	768 Pixel	768 Pixel
• Pixel size, horizontal	0.3 mm	0.3 mm	0.3 mm	0.3 mm
• Pixel size, vertical	0.3 mm	0.3 mm	0.3 mm	0.3 mm
<b>General features</b>				
• Detachable from computer unit	5 m	30 m	5 m	30 m
• Brightness/contrast	300 cd/m <sup>2</sup> / 1000:1	300 cd/m <sup>2</sup> / 1000:1	300 cd/m <sup>2</sup> / 1000:1	300 cd/m <sup>2</sup> / 1000:1
• non-reflective and tempered mineral glass screen	Yes	Yes		
<b>Backlighting</b>				
• Type of backlighting	LED	LED	LED	LED
• MTBF backlighting (at 25 °C)	50 000 h; At 25°C	50 000 h; At 25°C	50 000 h; At 25°C	50 000 h; At 25°C
• Backlight dimmable	Yes; 0-100 %	Yes; 0-100 %	Yes; 0-100 %	Yes; 0-100 %
<b>Touch operation</b>				
• Design as touch screen			Yes; Analog-resistive	Yes; Analog-resistive
• Monitor keyboard			Yes	Yes
<b>Installation type/mounting</b>				
Built-in unit	Yes; Portrait mode possible	Yes; Portrait mode possible	Yes; Portrait mode possible	Yes; Portrait mode possible
maximum permitted forward tilt angle from vertical	35°	35°	35°	35°
maximum permitted backward tilt angle from vertical	35°	35°	35°	35°
<b>Supply voltage</b>				
Type of supply voltage	DC	AC/DC	DC	AC/DC
Rated value (DC)	24 V	24 V	24 V	24 V
permissible range, lower limit (DC)	19.2 V	19.2 V	19.2 V	19.2 V
permissible range, upper limit (DC)	28.8 V	28.8 V	28.8 V	28.8 V
Rated value (AC)		100 V; Up to 240V, 50/60 Hz		100 V; Up to 240V, 50/60 Hz
permissible range, lower limit (AC)		90 V		90 V
permissible range, upper limit (AC)		264 V		264 V

## PC-based Automation

### Industrial monitors and Thin Clients Flat Panels

#### SIMATIC Industrial Flat Panel

#### Technical specifications (continued)

Article number	6AV7863-3AA00-0AA0 SIMATIC FLAT PANEL 19" DISPLAY	6AV7863-3AB10-0AA0 SIMATIC FLAT PANEL 19" DISPLAY EXT	6AV7863-3TA00-0AA0 SIMATIC FLAT PANEL 19" TOUCH	6AV7863-3TB10-0AA0 SIMATIC FLAT PANEL 19" TOUCH EXT
<b>Power loss</b>				
Power loss, typ.	40 W	40 W	40 W	40 W
Power loss, max.	65 W	65 W	65 W	65 W
<b>Interfaces</b>				
USB on the rear		2		2
Connection for keyboard/mouse		USB		USB
<b>Video interfaces</b>				
• DVI-D	Yes	Yes	Yes	Yes
• DisplayPort	Yes; DisplayPort V1.1	Yes; DisplayPort V1.1	Yes; DisplayPort V1.1	Yes; DisplayPort V1.1
<b>Touch interfaces</b>				
• USB	No	No	Yes	Yes
<b>Degree and class of protection</b>				
IP65 at front	Yes	Yes	Yes	Yes
Enclosure Type 4 at the front	Yes	Yes	Yes	Yes
NEMA4 at the front	No	No	No	No
NEMA4X at the front	No	No	No	No
IP20 rear	Yes	Yes	Yes	Yes
<b>Standards, approvals, certificates</b>				
CE mark	Yes	Yes	Yes	Yes
cULus	Yes; Corresponds to UL 508	Yes; Corresponds to UL 508	Yes; Corresponds to UL 508	Yes; Corresponds to UL 508
RCM (formerly C-TICK)	Yes	Yes	Yes	Yes
KC approval	Yes	Yes	Yes	Yes
<b>Use in hazardous areas</b>				
• FM Class I Division 2	Yes	No	Yes	Yes
<b>Ambient conditions</b>				
<b>Ambient temperature during operation</b>				
• min.	0 °C	0 °C	0 °C	0 °C
• max.	45 °C; Vertical installation (horizontal)	45 °C; Vertical installation (horizontal)	45 °C; Vertical installation (horizontal)	45 °C; Vertical installation (horizontal)
<b>Relative humidity</b>				
• Operation, max.	95 %; no condensation	95 %; no condensation	95 %; no condensation	95 %; no condensation
<b>Vibrations</b>				
• Vibration load in operation	1 gn	1 gn	1 gn	1 gn
• Vibration load during transport/storage	1 gn	1 gn	1 gn	1 gn
<b>Shock testing</b>				
• Shock load during operation	15 gn	15 gn	15 gn	15 gn
• Shock load during transport/storage	15 gn	15 gn	15 gn	15 gn
<b>Mechanics/material</b>				
Enclosure material (front)				
• Aluminum	Yes	Yes	Yes	Yes
<b>Dimensions</b>				
Width of the housing front	483 mm	483 mm	483 mm	483 mm
Height of housing front	337 mm	337 mm	337 mm	337 mm
Mounting cutout, width	465 mm; Tolerance: +1 mm	465 mm; Tolerance: +1 mm	465 mm; Tolerance: +1 mm	465 mm; Tolerance: +1 mm
Mounting cutout, height	319 mm; Tolerance: +1 mm	319 mm; Tolerance: +1 mm	319 mm; Tolerance: +1 mm	319 mm; Tolerance: +1 mm
Overall depth	62.5 mm	62.5 mm	62.5 mm	62.5 mm
<b>Weights</b>				
Weight without packaging	5.5 kg	5.5 kg	5.5 kg	5.5 kg



**Technical specifications** (continued)

Article number	<b>6AV7863-3MA00-0AA0</b> SIMATIC FLAT PANEL 19" MULTITOUCH	<b>6AV7863-3MA00-0SA0</b> SIMATIC FLAT PANEL 19" MULTITOUCH	<b>6AV7863-3MA20-0AA0</b> SIMATIC FLAT PANEL 19" MT ETH	<b>6AV7863-3MB10-0AA0</b> SIMATIC FLAT PANEL 19" MULTITOUCH EXT	<b>6AV7863-3MB10-0SA0</b> SIMATIC FLAT PANEL 19" MULTITOUCH EXT
<b>General information</b>					
Product type designation	IFP1900	IFP1900	IFP1900	IFP1900	IFP1900
Short designation	Flat Panel 19" multi-touch	Flat Panel 19" multi-touch marine	Flat Panel 19" multi-touch Ethernet	Flat Panel 19" multi-touch ext.	Flat Panel 19" multi-touch ext. marine
<b>Display</b>					
Design of display	TFT widescreen display, LED backlighting	TFT widescreen display, LED backlighting		TFT widescreen display, LED backlighting	TFT widescreen display, LED backlighting
Screen diagonal	18.5 in	18.5 in	18.5 in	18.5 in	18.5 in
Screen diagonal [cm]	47 cm	47 cm	47 cm	47 cm	47 cm
Display width	409.8 mm	409.8 mm	409.8 mm	409.8 mm	409.8 mm
Display height	230.4 mm	230.4 mm	230.4 mm	230.4 mm	230.4 mm
Viewing angle	170° x 160°	170° x 160°	170° x 160°	170° x 160°	170° x 160°
On Screen Display (OSD) configuration	No; Adjustable by means of software	No; Adjustable by means of software		No; Adjustable by means of software	No; Adjustable by means of software
Number of colors	16 777 216; 24 bit	16 777 216	16 777 216; 24 bit	16 777 216; 24 bit	16 777 216; 24 bit
<b>Resolution (pixels)</b>					
• Horizontal image resolution	1 366 Pixel	1 366 Pixel	1 366 Pixel	1 366 Pixel	1 366 Pixel
• Vertical image resolution	768 Pixel	768 Pixel	768 Pixel	768 Pixel	768 Pixel
• Pixel size, horizontal	0.3 mm	0.3 mm	0.3 mm	0.3 mm	0.3 mm
• Pixel size, vertical	0.3 mm	0.3 mm	0.3 mm	0.3 mm	0.3 mm
<b>General features</b>					
• Detachable from computer unit	5 m	5 m		30 m	30 m
• Brightness/contrast	300 cd/m <sup>2</sup> / 1000:1	400 cd/m <sup>2</sup> / 1000:1	300 cd/m <sup>2</sup> / 1000:1	300 cd/m <sup>2</sup> / 1000:1	300 cd/m <sup>2</sup> / 1000:1
• non-reflective and tempered mineral glass screen	Yes	Yes		Yes	Yes
<b>Backlighting</b>					
• Type of backlighting	LED	LED	LED	LED	LED
• MTBF backlighting (at 25 °C)	50 000 h; At 25°C	50 000 h; At 25°C	50 000 h; At 25°C	50 000 h; At 25°C	50 000 h; At 25°C
• Backlight dimmable	Yes; 0-100 %	Yes; 0-100 %	Yes; 0-100 %	Yes; 0-100 %	Yes; 0-100 %
<b>Touch operation</b>					
• Design as touch screen	Yes; Projective-capacitive	Yes; Projective-capacitive		Yes; Projective-capacitive	Yes; Projective-capacitive
• Monitor keyboard	Yes	Yes		Yes	Yes
<b>Installation type/mounting</b>					
Built-in unit	Yes; Portrait mode possible	Yes; Portrait mode possible	Yes; Portrait mode possible	Yes; Portrait mode possible	Yes; Portrait mode possible
maximum permitted forward tilt angle from vertical	35°	35°	35°	35°	35°
maximum permitted backward tilt angle from vertical	35°	35°	35°	35°	35°
<b>Supply voltage</b>					
Type of supply voltage	DC	DC	DC	AC/DC	AC/DC
Rated value (DC)	24 V; PELV	24 V; PELV	24 V	24 V; PELV	24 V; PELV
permissible range, lower limit (DC)	19.2 V	19.2 V	19.2 V	19.2 V	19.2 V
permissible range, upper limit (DC)	28.8 V	28.8 V	28.8 V	28.8 V	28.8 V
Rated value (AC)				100 V; Up to 240V, 50/60 Hz	100 V; Up to 240V, 50/60 Hz
permissible range, lower limit (AC)				90 V	90 V
permissible range, upper limit (AC)				264 V	264 V

## PC-based Automation

Industrial monitors and Thin Clients

Flat Panels

### SIMATIC Industrial Flat Panel

#### Technical specifications (continued)

Article number	6AV7863-3MA00-0AA0 SIMATIC FLAT PANEL 19" MULTITOUCH	6AV7863-3MA00-0SA0 SIMATIC FLAT PANEL 19" MULTITOUCH	6AV7863-3MA20-0AA0 SIMATIC FLAT PANEL 19" MT ETH	6AV7863-3MB10-0AA0 SIMATIC FLAT PANEL 19" MULTITOUCH EXT	6AV7863-3MB10-0SA0 SIMATIC FLAT PANEL 19" MULTITOUCH EXT
<b>Power loss</b>					
Power loss, typ.	40 W	40 W	40 W	40 W	40 W
Power loss, max.	65 W	65 W	65 W	65 W	65 W
<b>Interfaces</b>					
Number of industrial Ethernet interfaces			1; Ethernet, 1 port, RJ45		
USB on the rear			2	2	2
Connection for keyboard/mouse				USB	USB
<b>Video interfaces</b>					
• DVI-D	Yes	Yes		Yes	Yes
• DisplayPort	Yes; DisplayPort V1.1	Yes; DisplayPort V1.1	Yes; DisplayPort V1.1	Yes; DisplayPort V1.1	Yes; DisplayPort V1.1
<b>Touch interfaces</b>					
• USB	Yes	Yes	Yes	Yes	Yes
<b>Industrial Ethernet</b>					
• Transmission rate, max.			1 000 Mbit/s		
<b>Degree and class of protection</b>					
IP (at the front)			IP66		
IP65 at front	Yes	Yes	Yes	Yes	Yes
IP66 at the front			Yes		
Enclosure Type 4 at the front	Yes	Yes	Yes	Yes	Yes
Enclosure Type 4x at the front	Yes	Yes	Yes	Yes	Yes
Enclosure Type 12 at the front	Yes	Yes	Yes	Yes	Yes
NEMA4 at the front	No	No	No	No	No
NEMA4X at the front	No	No	No	No	No
IP20 rear	Yes	Yes	Yes	Yes	Yes
<b>Standards, approvals, certificates</b>					
CE mark	Yes	Yes	Yes	Yes	Yes
cULus	Yes; Corresponds to UL 508	Yes; Corresponds to UL 508	Yes; Corresponds to UL 508	Yes; Corresponds to UL 508	Yes; Corresponds to UL 508
RCM (formerly C-TICK)	Yes	Yes	Yes	Yes	Yes
KC approval	Yes	Yes	Yes	Yes	Yes
EAC (formerly Gost-R)		Yes	Yes		Yes
<b>Marine approval</b>					
• Germanischer Lloyd (GL)	No	Yes	Yes; Available soon	No	Yes
• American Bureau of Shipping (ABS)	No	Yes	Yes; Available soon	No	Yes
• Bureau Veritas (BV)	No	Yes	Yes; Available soon	No	Yes
• Det Norske Veritas (DNV)	No	Yes	Yes; Available soon	No	Yes
• Lloyds Register of Shipping (LRS)	No	Yes	Yes; Available soon	No	Yes
• Nippon Kaiji Kyokai (Class NK)	No	Yes	Yes; Available soon	No	Yes
<b>Use in hazardous areas</b>					
• ATEX Zone 2	No; Available soon	No	Yes; Available soon	Yes; Available soon	No
• ATEX Zone 22	Yes; Available soon	Yes	Yes; Available soon	Yes; Available soon	No
• FM Class I Division 2	Yes	Yes	Yes; Available soon	No	No

**Technical specifications** (continued)

Article number	<b>6AV7863-3MA00-0AA0</b> SIMATIC FLAT PANEL 19" MULTITOUCH	<b>6AV7863-3MA00-0SA0</b> SIMATIC FLAT PANEL 19" MULTITOUCH	<b>6AV7863-3MA20-0AA0</b> SIMATIC FLAT PANEL 19" MT ETH	<b>6AV7863-3MB10-0AA0</b> SIMATIC FLAT PANEL 19" MULTITOUCH EXT	<b>6AV7863-3MB10-0SA0</b> SIMATIC FLAT PANEL 19" MULTITOUCH EXT
<b>Ambient conditions</b>					
<b>Ambient temperature during operation</b>					
• min.	0 °C	0 °C	0 °C	0 °C	0 °C
• max.	45 °C; Vertical installation (horizontal)	45 °C; Vertical installation (horizontal)	45 °C; Vertical installation (horizontal)	45 °C; Vertical installation (horizontal)	45 °C; Vertical installation (horizontal)
<b>Relative humidity</b>					
• Operation, max.	95 %; no condensation	95 %; no condensation		95 %; no condensation	95 %; no condensation
<b>Vibrations</b>					
• Vibration load in operation	1 gn	1 gn	1 gn	1 gn	1 gn
• Vibration load during transport/storage	1 gn	1 gn	1 gn	1 gn	1 gn
<b>Shock testing</b>					
• Shock load during operation	15 gn	15 gn	15 gn	15 gn	15 gn
• Shock load during transport/storage	15 gn	15 gn	15 gn	15 gn	15 gn
<b>Mechanics/material</b>					
Enclosure material (front)					
• Glass	Yes	Yes	Yes	Yes	Yes
<b>Dimensions</b>					
Width of the housing front	483 mm	483 mm	483 mm	483 mm	483 mm
Height of housing front	337 mm	337 mm	337 mm	337 mm	337 mm
Mounting cutout, width	465 mm; Tolerance: +1 mm	465 mm; Tolerance: +1 mm	465 mm; Tolerance: +1 mm	465 mm; Tolerance: +1 mm	465 mm; Tolerance: +1 mm
Mounting cutout, height	319 mm; Tolerance: +1 mm	319 mm; Tolerance: +1 mm	319 mm; Tolerance: +1 mm	319 mm; Tolerance: +1 mm	319 mm; Tolerance: +1 mm
Overall depth	62.5 mm	62.5 mm	62.5 mm	62.5 mm	62.5 mm
<b>Weights</b>					
Weight without packaging	5.5 kg	5.5 kg	5.8 kg	5.5 kg	5.5 kg

**PC-based Automation**

## Industrial monitors and Thin Clients

## Flat Panels

**SIMATIC Industrial Flat Panel****Technical specifications** (continued)

Article number	<b>6AV7863-4AA00-0AA0</b> SIMATIC FLAT PANEL 22" DISPLAY	<b>6AV7863-4AB10-0AA0</b> SIMATIC FLAT PANEL 22" DISPLAY EXT	<b>6AV7863-4TA00-0AA0</b> SIMATIC FLAT PANEL 22" TOUCH	<b>6AV7863-4TB10-0AA0</b> SIMATIC FLAT PANEL 22" TOUCH EXT
<b>General information</b>				
Product type designation	IFP2200	IFP2200	IFP2200	IFP2200
Short designation	Flat Panel 22" display	Flat Panel 22" display ext.	Flat Panel 22" touch	Flat Panel 22" touch ext.
<b>Display</b>				
Design of display	TFT widescreen display, LED backlighting	TFT widescreen display, LED backlighting	TFT widescreen display, LED backlighting	TFT widescreen display, LED backlighting
Screen diagonal	21.5 in	21.5 in	21.5 in	21.5 in
Screen diagonal [cm]	56 cm	56 cm	56 cm	56 cm
Display width	476 mm	476 mm	476 mm	476 mm
Display height	268 mm	268 mm	268 mm	268 mm
Viewing angle	170° x 170°	170° x 170°	170° x 170°	170° x 170°
On Screen Display (OSD) configuration	No; Adjustable by means of software	No; Adjustable by means of software	No; Adjustable by means of software	No; Adjustable by means of software
Number of colors	16 777 216; 24 bit	16 777 216; 24 bit	16 777 216; 24 bit	16 777 216; 24 bit
<b>Resolution (pixels)</b>				
• Horizontal image resolution	1 920 Pixel	1 920 Pixel	1 920 Pixel	1 920 Pixel
• Vertical image resolution	1 080 Pixel	1 080 Pixel	1 080 Pixel	1 080 Pixel
• Pixel size, horizontal	0.2475 mm	0.2475 mm	0.2475 mm	0.2475 mm
• Pixel size, vertical	0.2475 mm	0.2475 mm	0.2475 mm	0.2475 mm
<b>General features</b>				
• Detachable from computer unit	5 m	30 m	5 m	30 m
• Brightness/contrast	250 cd/m <sup>2</sup> / 1000:1	250 cd/m <sup>2</sup> / 1000:1	250 cd/m <sup>2</sup> / 1000:1	250 cd/m <sup>2</sup> / 1000:1
• non-reflective and tempered mineral glass screen	Yes	Yes		
<b>Backlighting</b>				
• Type of backlighting	LED	LED	LED	LED
• MTBF backlighting (at 25 °C)	50 000 h; At 25°C	50 000 h; At 25°C	50 000 h; At 25°C	50 000 h; At 25°C
• Backlight dimmable	Yes; 0-100 %	Yes; 0-100 %	Yes; 0-100 %	Yes; 0-100 %
<b>Touch operation</b>				
• Design as touch screen			Yes; Analog-resistive	Yes; Analog-resistive
• Monitor keyboard			Yes	Yes
<b>Installation type/mounting</b>				
Built-in unit	Yes; Portrait mode possible	Yes; Portrait mode possible	Yes; Portrait mode possible	Yes; Portrait mode possible
maximum permitted forward tilt angle from vertical	35°	35°	35°	35°
maximum permitted backward tilt angle from vertical	35°	35°	35°	35°
<b>Supply voltage</b>				
Type of supply voltage	DC	AC/DC	DC	AC/DC
Rated value (DC)	24 V	24 V	24 V	24 V
permissible range, lower limit (DC)	19.2 V	19.2 V	19.2 V	19.2 V
permissible range, upper limit (DC)	28.8 V	28.8 V	28.8 V	28.8 V
Rated value (AC)		100 V; Up to 240V, 50/60 Hz		100 V; Up to 240V, 50/60 Hz
permissible range, lower limit (AC)		90 V		90 V
permissible range, upper limit (AC)		264 V		264 V

**Technical specifications** (continued)

Article number	<b>6AV7863-4AA00-0AA0</b> SIMATIC FLAT PANEL 22" DISPLAY	<b>6AV7863-4AB10-0AA0</b> SIMATIC FLAT PANEL 22" DISPLAY EXT	<b>6AV7863-4TA00-0AA0</b> SIMATIC FLAT PANEL 22" TOUCH	<b>6AV7863-4TB10-0AA0</b> SIMATIC FLAT PANEL 22" TOUCH EXT
<b>Power loss</b>				
Power loss, typ.	40 W	40 W	40 W	40 W
Power loss, max.	65 W	65 W	65 W	65 W
<b>Interfaces</b>				
USB on the rear		2		2
Connection for keyboard/mouse		USB		USB
<b>Video interfaces</b>				
• DVI-D	Yes	Yes	Yes	Yes
• DisplayPort	Yes; DisplayPort V1.1	Yes; DisplayPort V1.1	Yes; DisplayPort V1.1	Yes; DisplayPort V1.1
<b>Touch interfaces</b>				
• USB	No	No	Yes	Yes
<b>Degree and class of protection</b>				
IP65 at front	Yes	Yes	Yes	Yes
Enclosure Type 4 at the front	Yes	Yes	Yes	Yes
NEMA4 at the front	No	No	No	No
NEMA4X at the front	No	No	No	No
IP20 rear	Yes	Yes	Yes	Yes
<b>Standards, approvals, certificates</b>				
CE mark	Yes	Yes	Yes	Yes
cULus	Yes; Corresponds to UL 508	Yes; Corresponds to UL 508	Yes; Corresponds to UL 508	Yes; Corresponds to UL 508
RCM (formerly C-TICK)	Yes	Yes	Yes	Yes
KC approval	Yes	Yes	Yes	Yes
<b>Use in hazardous areas</b>				
• FM Class I Division 2	Yes	No	Yes	No
<b>Ambient conditions</b>				
<b>Ambient temperature during operation</b>				
• min.	0 °C	0 °C	0 °C	0 °C
• max.	45 °C; Vertical installation (horizontal)	45 °C; Vertical installation (horizontal)	45 °C; Vertical installation (horizontal)	45 °C; Vertical installation (horizontal)
<b>Relative humidity</b>				
• Operation, max.	95 %; no condensation	95 %; no condensation	95 %; no condensation	95 %; no condensation
<b>Vibrations</b>				
• Vibration load in operation	1 gn	1 gn	1 gn	1 gn
• Vibration load during transport/storage	1 gn	1 gn	1 gn	1 gn
<b>Shock testing</b>				
• Shock load during operation	15 gn	15 gn	15 gn	15 gn
• Shock load during transport/storage	15 gn	15 gn	15 gn	15 gn
<b>Mechanics/material</b>				
Enclosure material (front)				
• Aluminum	Yes	Yes	Yes	Yes
<b>Dimensions</b>				
Width of the housing front	560 mm	560 mm	560 mm	560 mm
Height of housing front	380 mm	380 mm	380 mm	380 mm
Mounting cutout, width	542 mm; Tolerance: +1 mm	542 mm; Tolerance: +1 mm	542 mm; Tolerance: +1 mm	542 mm; Tolerance: +1 mm
Mounting cutout, height	362 mm; Tolerance: +1 mm	362 mm; Tolerance: +1 mm	362 mm; Tolerance: +1 mm	362 mm; Tolerance: +1 mm
Overall depth	62.5 mm	62.5 mm	62.5 mm	62.5 mm
<b>Weights</b>				
Weight without packaging	6.5 kg	6.5 kg	6.5 kg	6.5 kg

## PC-based Automation

### Industrial monitors and Thin Clients Flat Panels

#### SIMATIC Industrial Flat Panel

#### Technical specifications (continued)

Article number	<b>6AV7863-4MA00-0AA0</b> SIMATIC FLAT PANEL 22" MULTITOUCH	<b>6AV7863-4MA00-0SA0</b> SIMATIC FLAT PANEL 22" MULTITOUCH	<b>6AV7863-4MA20-0AA0</b> SIMATIC FLAT PANEL 22" MT ETH	<b>6AV7863-4MB10-0AA0</b> SIMATIC FLAT PANEL 22" MULTITOUCH EXT	<b>6AV7863-4MB10-0SA0</b> SIMATIC FLAT PANEL 22" MULTITOUCH EXT
<b>General information</b>					
Product type designation	IFP2200	IFP2200	IFP2200	IFP2200	IFP2200
Short designation	Flat Panel 22" multi-touch	Flat Panel 22" multi-touch marine	Flat Panel 22" multi-touch Ethernet	Flat Panel 22" multi-touch ext.	Flat Panel 22" multi-touch ext. marine
<b>Display</b>					
Design of display	TFT widescreen display, LED backlighting	TFT widescreen display, LED backlighting		TFT widescreen display, LED backlighting	TFT widescreen display, LED backlighting
Screen diagonal	21.5 in	21.5 in	21.5 in	21.5 in	21.5 in
Screen diagonal [cm]	56 cm	56 cm	56 cm	56 cm	56 cm
Display width	476 mm	476 mm	476 mm	476 mm	476 mm
Display height	268 mm	268 mm	268 mm	268 mm	268 mm
Viewing angle	170° x 170°	170° x 170°	170° x 170°	170° x 170°	170° x 170°
On Screen Display (OSD) configuration	No; Adjustable by means of software	No; Adjustable by means of software		No; Adjustable by means of software	No; Adjustable by means of software
Number of colors	16 777 216; 24 bit	16 777 216; 24 bit	16 777 216; 24 bit	16 777 216; 24 bit	16 777 216; 24 bit
<b>Resolution (pixels)</b>					
• Horizontal image resolution	1 920 Pixel	1 920 Pixel	1 920 Pixel	1 920 Pixel	1 920 Pixel
• Vertical image resolution	1 080 Pixel	1 080 Pixel	1 080 Pixel	1 080 Pixel	1 080 Pixel
• Pixel size, horizontal	0.2475 mm	0.2475 mm	0.2475 mm	0.2475 mm	0.2475 mm
• Pixel size, vertical	0.2475 mm	0.2475 mm	0.2475 mm	0.2475 mm	0.2475 mm
<b>General features</b>					
• Detachable from computer unit	5 m	5 m	Up to 100 m Ethernet	30 m	30 m
• Brightness/contrast	250 cd/m <sup>2</sup> / 1000:1	250 cd/m <sup>2</sup> / 1000:1	250 cd/m <sup>2</sup> / 1000:1	250 cd/m <sup>2</sup> / 1000:1	250 cd/m <sup>2</sup> / 1000:1
• non-reflective and tempered mineral glass screen	Yes	Yes		Yes	Yes
<b>Backlighting</b>					
• Type of backlighting	LED	LED	LED	LED	LED
• MTBF backlighting (at 25 °C)	50 000 h; At 25°C	50 000 h; At 25°C	50 000 h; At 25°C	50 000 h; At 25°C	50 000 h; At 25°C
• Backlight dimmable	Yes; 0-100 %	Yes; 0-100 %	Yes; 0-100 %	Yes; 0-100 %	Yes; 0-100 %
<b>Touch operation</b>					
• Design as touch screen	Yes; Projective-capacitive	Yes; Projective-capacitive	Yes; Projective-capacitive	Yes; Projective-capacitive	Yes; Projective-capacitive
• Monitor keyboard	Yes	Yes	Yes	Yes	Yes
<b>Installation type/mounting</b>					
Built-in unit	Yes; Portrait mode possible	Yes; Portrait mode possible	Yes; Portrait mode possible	Yes; Portrait mode possible	Yes; Portrait mode possible
maximum permitted forward tilt angle from vertical	35°	35°	35°	35°	35°
maximum permitted backward tilt angle from vertical	35°	35°	35°	35°	35°

#### Technical specifications (continued)

Article number	<b>6AV7863-4MA00-0AA0</b> SIMATIC FLAT PANEL 22" MULTITOUCH	<b>6AV7863-4MA00-0SA0</b> SIMATIC FLAT PANEL 22" MULTITOUCH	<b>6AV7863-4MA20-0AA0</b> SIMATIC FLAT PANEL 22" MT ETH	<b>6AV7863-4MB10-0AA0</b> SIMATIC FLAT PANEL 22" MULTITOUCH EXT	<b>6AV7863-4MB10-0SA0</b> SIMATIC FLAT PANEL 22" MULTITOUCH EXT
<b>Supply voltage</b>					
Type of supply voltage	DC	DC	DC	AC/DC	AC/DC
Rated value (DC)	24 V; PELV	24 V; PELV	24 V	24 V; PELV	24 V; PELV
permissible range, lower limit (DC)	19.2 V	19.2 V	19.2 V	19.2 V	19.2 V
permissible range, upper limit (DC)	28.8 V	28.8 V	28.8 V	28.8 V	28.8 V
Rated value (AC)				100 V; Up to 240V, 50/60 Hz	100 V; Up to 240V, 50/60 Hz
permissible range, lower limit (AC)				90 V	90 V
permissible range, upper limit (AC)				264 V	264 V
<b>Power loss</b>					
Power loss, typ.	40 W	40 W	40 W	40 W	40 W
Power loss, max.	65 W	65 W	65 W	65 W	65 W
<b>Interfaces</b>					
Number of industrial Ethernet interfaces			1; Ethernet, 1 port, RJ45		
USB on the rear			2	2	2
Connection for keyboard/mouse				USB	USB
<b>Video interfaces</b>					
• DVI-D	Yes	Yes		Yes	Yes
• DisplayPort	Yes; DisplayPort V1.1	Yes; DisplayPort V1.1	Yes; DisplayPort V1.1	Yes; DisplayPort V1.1	Yes; DisplayPort V1.1
<b>Touch interfaces</b>					
• USB	Yes	Yes	Yes	Yes	Yes
<b>Industrial Ethernet</b>					
• Transmission rate, max.			1 000 Mbit/s		
<b>Degree and class of protection</b>					
IP (at the front)			IP66		
IP65 at front	Yes	Yes	Yes	Yes	Yes
IP66 at the front			Yes		
Enclosure Type 4 at the front	Yes	Yes	Yes	Yes	Yes
Enclosure Type 4x at the front	Yes	Yes	Yes	Yes	Yes
Enclosure Type 12 at the front	Yes	Yes	Yes	Yes	Yes
NEMA4 at the front	No	No	No	No	No
NEMA4X at the front	No	No	No	No	No
IP20 rear	Yes	Yes	Yes	Yes	Yes



## PC-based Automation

### Industrial monitors and Thin Clients Flat Panels

#### SIMATIC Industrial Flat Panel

#### Technical specifications (continued)

Article number	<b>6AV7863-4MA00-0AA0</b> SIMATIC FLAT PANEL 22" MULTITOUCH	<b>6AV7863-4MA00-0SA0</b> SIMATIC FLAT PANEL 22" MULTITOUCH	<b>6AV7863-4MA20-0AA0</b> SIMATIC FLAT PANEL 22" MT ETH	<b>6AV7863-4MB10-0AA0</b> SIMATIC FLAT PANEL 22" MULTITOUCH EXT	<b>6AV7863-4MB10-0SA0</b> SIMATIC FLAT PANEL 22" MULTITOUCH EXT
<b>Standards, approvals, certificates</b>					
CE mark	Yes	Yes	Yes	Yes	Yes
cULus	Yes; Corresponds to UL 508	Yes; Corresponds to UL 508	Yes; Corresponds to UL 508	Yes; Corresponds to UL 508	Yes; Corresponds to UL 508
RCM (formerly C-TICK)	Yes	Yes	Yes	Yes	Yes
KC approval	Yes	Yes	Yes	Yes	Yes
EAC (formerly Gost-R)		Yes	Yes		Yes
<b>Marine approval</b>					
• Germanischer Lloyd (GL)	Yes; Available soon	Yes	Yes; Available soon	Yes; Available soon	Yes
• American Bureau of Shipping (ABS)	Yes; Available soon	Yes	Yes; Available soon	Yes; Available soon	Yes
• Bureau Veritas (BV)	Yes; Available soon	Yes	Yes; Available soon	Yes; Available soon	Yes
• Det Norske Veritas (DNV)	Yes; Available soon	Yes	Yes; Available soon	Yes; Available soon	Yes
• Lloyds Register of Shipping (LRS)	Yes; Available soon	Yes	Yes; Available soon	Yes; Available soon	Yes
• Nippon Kaiji Kyokai (Class NK)	Yes; Available soon	Yes	Yes; Available soon	Yes; Available soon	Yes
<b>Use in hazardous areas</b>					
• ATEX Zone 2	Yes; Available soon	Yes; Available soon	Yes; Available soon	Yes; Available soon	Yes; Available soon
• ATEX Zone 22	Yes; Available soon	Yes; Available soon	Yes; Available soon	Yes; Available soon	Yes; Available soon
• FM Class I Division 2	Yes	Yes	Yes; Available soon	No	No
<b>Ambient conditions</b>					
<b>Ambient temperature during operation</b>					
• min.	0 °C	0 °C	0 °C	0 °C	0 °C
• max.	45 °C; Vertical installation (horizontal)	45 °C; Vertical installation (horizontal)	45 °C; Vertical installation (horizontal)	45 °C; Vertical installation (horizontal)	45 °C; Vertical installation (horizontal)
<b>Relative humidity</b>					
• Operation, max.	95 %; no condensation	95 %; no condensation		95 %; no condensation	95 %; no condensation
<b>Vibrations</b>					
• Vibration load in operation	1 gn	1 gn	1 gn	1 gn	1 gn
• Vibration load during transport/storage	1 gn	1 gn	1 gn	1 gn	1 gn
<b>Shock testing</b>					
• Shock load during operation	15 gn	15 gn	15 gn	15 gn	15 gn
• Shock load during transport/storage	15 gn	15 gn	15 gn	15 gn	15 gn
<b>Mechanics/material</b>					
Enclosure material (front)					
• Glass	Yes	Yes	Yes	Yes	Yes
<b>Dimensions</b>					
Width of the housing front	560 mm	560 mm	560 mm	560 mm	560 mm
Height of housing front	380 mm	380 mm	380 mm	380 mm	380 mm
Mounting cutout, width	542 mm; Tolerance: +1 mm	542 mm; Tolerance: +1 mm	542 mm; Tolerance: +1 mm	542 mm; Tolerance: +1 mm	542 mm; Tolerance: +1 mm
Mounting cutout, height	362 mm; Tolerance: +1 mm	362 mm; Tolerance: +1 mm	362 mm; Tolerance: +1 mm	362 mm; Tolerance: +1 mm	362 mm; Tolerance: +1 mm
Overall depth	62.5 mm	62.5 mm	62.5 mm	62.5 mm	62.5 mm
<b>Weights</b>					
Weight without packaging	6.5 kg	6.5 kg	6.7 kg	6.5 kg	6.5 kg

**Technical specifications (continued)**

Article number	<b>6AV7863-5MA10-1AA0</b> SIMATIC FLAT PANEL 15" MT V1+	<b>6AV7863-5MA10-1NA0</b> SIMATIC FLAT PANEL 15" MT V1+	<b>6AV7863-6MA10-1AA0</b> SIMATIC FLAT PANEL 19" MT V1+	<b>6AV7863-6MA10-1NA0</b> SIMATIC FLAT PANEL 19" MT V1+	<b>6AV7466-8MA10-0AA0</b> SIMATIC Flat Panel 22" Multitouch Ext	<b>6AV7466-8MA10-0AX0</b> SIMATIC Flat Panel 22" Multitouch Ext
<b>General information</b>						
Product type designation	IFP1500	IFP1500	IFP1900	IFP1900	IFP2200	IFP2200
Short designation	15" Flat Panel Full HD	15" Flat Panel Full HD, neutral	19" Flat Panel Full HD	19" Flat Panel Full HD, neutral	Flat Panel 22" multi-touch ext.	Flat Panel 22" multi-touch ext.
<b>Display</b>						
Design of display	TFT widescreen display, LED backlighting	TFT widescreen display, LED backlighting	TFT widescreen display, LED backlighting	TFT widescreen display, LED backlighting	TFT widescreen display, LED backlighting	TFT widescreen display, LED backlighting
Screen diagonal	15.6 in	15.6 in	18.5 in	18.5 in	21.5 in	21.5 in
Screen diagonal [cm]	40 cm	40 cm	47 cm	47 cm	56 cm	56 cm
Display width	344.2 mm	344.2 mm	409.8 mm	409.8 mm	476 mm	476 mm
Display height	193.5 mm	193.5 mm	230.4 mm	230.4 mm	268 mm	268 mm
Viewing angle	160° x 140°	160° x 140°	178° x 178°	178° x 178°	170° x 170°	170° x 170°
On Screen Display (OSD) configuration	No; Adjustable by means of software	No; Adjustable by means of software	No; Adjustable by means of software	No; Adjustable by means of software	No; Adjustable by means of software	No; Adjustable by means of software
Number of colors	16 777 216; 24 bit	16 777 216; 24 bit	16 777 216; 24 bit	16 777 216; 24 bit	16 777 216; 24 bit	16 777 216; 24 bit
<b>Resolution (pixels)</b>						
• Horizontal image resolution	1 920 Pixel	1 920 Pixel	1 920 Pixel	1 920 Pixel	1 920 Pixel	1 920 Pixel
• Vertical image resolution	1 080 Pixel	1 080 Pixel	1 080 Pixel	1 080 Pixel	1 080 Pixel	1 080 Pixel
• Pixel size, horizontal	0.17925 mm	0.17925 mm	0.213 mm	0.213 mm	0.2475 mm	0.2475 mm
• Pixel size, vertical	0.17925 mm	0.17925 mm	0.213 mm	0.213 mm	0.2475 mm	0.2475 mm
<b>General features</b>						
• Detachable from computer unit	30 m	30 m	30 m	30 m	Up to 30 m	Up to 30 m
• Brightness/contrast	400 cd/m <sup>2</sup> / 700:1	400 cd/m <sup>2</sup> / 700:1	350 cd/m <sup>2</sup> / 1000:1	350 cd/m <sup>2</sup> / 1000:1	250 cd/m <sup>2</sup> / 1000:1	250 cd/m <sup>2</sup> / 1000:1
• non-reflective and tempered mineral glass screen	Yes	Yes	Yes	Yes	Yes	Yes
<b>Backlighting</b>						
• Type of backlighting	LED	LED	LED	LED	LED	LED
• MTBF backlighting (at 25 °C)	50 000 h; At 25°C	50 000 h; At 25°C	50 000 h; At 25°C	50 000 h; At 25°C	50 000 h; At 25°C	50 000 h; At 25°C
• Backlight dimmable	Yes; 0-100 %	Yes; 0-100 %	Yes; 0-100 %	Yes; 0-100 %	Yes; 0-100 %	Yes; 0-100 %
<b>Touch operation</b>						
• Design as touch screen	Yes; Projective- capacitive	Yes; Projective- capacitive	Yes; Projective- capacitive	Yes; Projective- capacitive	Yes; Projective- capacitive	Yes; Projective- capacitive
• Monitor keyboard	Yes	Yes	Yes	Yes	Yes	Yes
<b>Installation type/mounting</b>						
Design	Built-in unit	Built-in unit	Built-in unit	Built-in unit	Built-in unit	Built-in unit
VESA mounting	No	No	No	No	No	No
Built-in unit	Yes; Portrait mode possible	Yes; Portrait mode possible	Yes; Portrait mode possible	Yes; Portrait mode possible	Yes; Portrait mode possible	Yes; Portrait mode possible
maximum permitted forward tilt angle from vertical	35°	35°	35°	35°	35°	35°
maximum permitted backward tilt angle from vertical	35°	35°	35°	35°	35°	35°
<b>Supply voltage</b>						
Type of supply voltage	24 V DC	24 V DC	24 V DC	24 V DC	DC	DC
Rated value (DC)	24 V; PELV / SELV floating	24 V; PELV / SELV floating	24 V; PELV / SELV floating	24 V; PELV / SELV floating	24 V; PELV / SELV floating	24 V; PELV / SELV floating
permissible range, lower limit (DC)	19.2 V	19.2 V	19.2 V	19.2 V	19.2 V	19.2 V
permissible range, upper limit (DC)	28.8 V	28.8 V	28.8 V	28.8 V	28.8 V	28.8 V
<b>Power loss</b>						
Power loss, typ.	20 W	20 W	25 W	25 W	40 W	40 W
Power loss, max.	25 W	25 W	30 W	30 W	65 W	65 W

## PC-based Automation

Industrial monitors and Thin Clients

Flat Panels

### SIMATIC Industrial Flat Panel

#### Technical specifications (continued)

Article number	6AV7863-5MA10-1AA0 SIMATIC FLAT PANEL 15" MT V1+	6AV7863-5MA10-1NA0 SIMATIC FLAT PANEL 15" MT V1+	6AV7863-6MA10-1AA0 SIMATIC FLAT PANEL 19" MT V1+	6AV7863-6MA10-1NA0 SIMATIC FLAT PANEL 19" MT V1+	6AV7466-8MA10-0AA0 SIMATIC Flat Panel 22" Multitouch Ext	6AV7466-8MA10-0AX0 SIMATIC Flat Panel 22" Multitouch Ext
<b>Interfaces</b>						
USB on the rear	2	2	2	2	2	2
Connection for keyboard/mouse	USB	USB	USB	USB	USB	USB
<b>Video interfaces</b>						
• DVI-D	Yes	Yes	Yes	Yes	Yes	Yes
• DisplayPort	Yes; DisplayPort V1.1	Yes; DisplayPort V1.1	Yes; DisplayPort V1.1	Yes; DisplayPort V1.1	Yes; DisplayPort V1.1	Yes; DisplayPort V1.1
<b>Touch interfaces</b>						
• USB	Yes	Yes	Yes	Yes	Yes	Yes
<b>Degree and class of protection</b>						
IP65 at front	Yes	Yes	Yes	Yes	Yes	Yes
Enclosure Type 4 at the front	Yes	Yes	Yes	Yes	Yes	Yes
Enclosure Type 4x at the front	Yes	Yes	Yes	Yes	Yes	Yes
Enclosure Type 12 at the front	Yes	Yes	Yes	Yes	Yes	Yes
NEMA4 at the front	No	No	No	No	No	No
NEMA4X at the front	No	No	No	No	No	No
IP20 rear	Yes	Yes	Yes	Yes	Yes	Yes
<b>Standards, approvals, certificates</b>						
CE mark	Yes	Yes	Yes	Yes	Yes	Yes
UL approval	Yes; cULus, cUL	Yes; cULus, cUL	Yes; cULus, cUL	Yes; cULus, cUL	Yes; cULus, cUL	Yes; cULus, cUL
cULus	Yes; Corresponds to UL 508	Yes; Corresponds to UL 508	Yes; Corresponds to UL 508	Yes; Corresponds to UL 508	Yes; Corresponds to UL 508	Yes; Corresponds to UL 508
RCM (formerly C-TICK)	Yes	Yes	Yes	Yes	Yes	Yes
KC approval	No; Available soon	No; Available soon	No; Available soon	No; Available soon	Yes	Yes
<b>Marine approval</b>						
• Germanischer Lloyd (GL)	No; Available soon	No; Available soon	No; Available soon	No; Available soon	No; Available soon	No; Available soon
• American Bureau of Shipping (ABS)	No; Available soon	No; Available soon	No; Available soon	No; Available soon	No; Available soon	No; Available soon
• Bureau Veritas (BV)	No; Available soon	No; Available soon	No; Available soon	No; Available soon	No; Available soon	No; Available soon
• Det Norske Veritas (DNV)	No; Available soon	No; Available soon	No; Available soon	No; Available soon	No; Available soon	No; Available soon
• Lloyds Register of Shipping (LRS)	No; Available soon	No; Available soon	No; Available soon	No; Available soon	No; Available soon	No; Available soon
• Nippon Kaiji Kyokai (Class NK)	No; Available soon	No; Available soon	No; Available soon	No; Available soon	No; Available soon	No; Available soon
<b>Use in hazardous areas</b>						
• ATEX Zone 2	No; Available soon	No; Available soon	No; Available soon	No; Available soon	No; Available soon	No; Available soon
• ATEX Zone 22	No; Available soon	No; Available soon	No; Available soon	No; Available soon	No; Available soon	No; Available soon
• FM Class I Division 2	No; Available soon	No; Available soon	No; Available soon	No; Available soon	No; Available soon	No; Available soon

#### Technical specifications (continued)

Article number	6AV7863-5MA10-1AA0 SIMATIC FLAT PANEL 15" MT V1+	6AV7863-5MA10-1NA0 SIMATIC FLAT PANEL 15" MT V1+	6AV7863-6MA10-1AA0 SIMATIC FLAT PANEL 19" MT V1+	6AV7863-6MA10-1NA0 SIMATIC FLAT PANEL 19" MT V1+	6AV7466-8MA10-0AA0 SIMATIC Flat Panel 22" Multitouch Ext	6AV7466-8MA10-0AX0 SIMATIC Flat Panel 22" Multitouch Ext
<b>Ambient conditions</b>						
<b>Ambient temperature during operation</b>						
• min.	0 °C	0 °C	0 °C	0 °C	0 °C	0 °C
• max.	50 °C; Vertical installation (horizontal)	50 °C; Vertical installation (horizontal)	50 °C; Vertical installation (horizontal)	50 °C; Vertical installation (horizontal)	45 °C; Vertical installation (horizontal)	45 °C; Vertical installation (horizontal)
<b>Relative humidity</b>						
• Operation, max.	95 %; no condensation	95 %; no condensation	95 %; no condensation	95 %; no condensation	95 %; no condensation	95 %; no condensation
<b>Vibrations</b>						
• Vibration load in operation	1 gn	1 gn	1 gn	1 gn	1 gn	1 gn
• Vibration load during transport/storage	1 gn	1 gn	1 gn	1 gn	1 gn	1 gn
<b>Shock testing</b>						
• Shock load during operation	15 gn	15 gn	15 gn	15 gn	15 gn	15 gn
• Shock load during transport/storage	15 gn	15 gn	15 gn	15 gn	15 gn	15 gn
<b>Mechanics/material</b>						
Enclosure material (front)						
• Glass	Yes	Yes	Yes	Yes	Yes	Yes
<b>Dimensions</b>						
Width of the housing front	398 mm	398 mm	464 mm	464 mm	529 mm	529 mm
Height of housing front	257 mm	257 mm	294 mm	294 mm	331 mm	331 mm
Mounting cutout, width	382 mm; Tolerance: +1 mm	382 mm; Tolerance: +1 mm	448 mm; Tolerance: +1 mm	448 mm; Tolerance: +1 mm	513 mm; Tolerance: +1 mm	513 mm; Tolerance: +1 mm
Mounting cutout, height	241 mm; Tolerance: +1 mm	241 mm; Tolerance: +1 mm	278 mm; Tolerance: +1 mm	278 mm; Tolerance: +1 mm	315 mm; Tolerance: +1 mm	315 mm; Tolerance: +1 mm
Overall depth	62.5 mm	62.5 mm	62.5 mm	62.5 mm	72 mm	72 mm
<b>Weights</b>						
Weight without packaging	4 kg	4 kg	5.7 kg	5.7 kg	6.7 kg	6.7 kg

## PC-based Automation

Industrial monitors and Thin Clients  
Flat Panels

### SIMATIC Industrial Flat Panel

#### Ordering data

##### Industrial Flat Panel Monitor

##### SIMATIC IFP1500

Flat Panel 15" display (16:10),  
display port/DVI port

without touch screen, display only,  
1 280 x 800 pixels, for 24 V DC

- Standard up to 5 m,  
incl. DVI cable 1.8 m
- Extended version up to 30 m,  
incl. DVI/USB cable 1.8 m

with touch screen and pushbuttons,  
1 280 x 800 pixels, for 24 V DC and  
100-240 V AC

- Extended version up to 30 m,  
incl. DVI/USB cable 1.8 m

Multi-touch, 1 366 x 768,  
for 24 V DC

- Standard up to 5 m,  
incl. DVI/USB cable 1.8 m
- Standard up to 5 m,  
marine approval,  
incl. DVI/USB cable 1.8 m

Multi-touch, 1 366 x 768 pixels,  
for 24 V DC and 100-240 V AC

- Extended version up to 30 m,  
incl. DVI/USB cable 1.8 m
- Extended version up to 30 m,  
marine approval,  
incl. DVI/USB cable 1.8 m

Touch, 1 280 x 800 pixels,  
for 24 V DC

- Standard up to 5 m,  
incl. DVI cable 1.8 m

Touch, 1 280 x 800 pixels,  
for 24 V DC and 100-240 V AC

- Extended version up to 30 m,  
incl. DVI/USB cable 1.8 m

15" Full HD / Extended Multitouch

- Extended version up to 30 m,  
incl. DVI/USB cable 1.8 m
- Neutral design

#### Article No.

**6AV7863-2AA00-0AA0**

**6AV7863-2AB10-0AA0**

**6AV7863-2BB10-0AA0**

**6AV7863-2MA00-0AA0**

**6AV7863-2MA00-0SA0**

**6AV7863-2MB10-0AA0**

**6AV7863-2MB10-0SA0**

**6AV7863-2TA00-0AA0**

**6AV7863-2TB10-0AA0**

**6AV7863-5MA10-1AA0**

**6AV7863-5MA10-1NA0**

#### Article No.

##### SIMATIC IFP1900

Flat Panel 19" display (16:10),  
display port/DVI port

without touch screen, display only,  
1 366 x 768 pixels, for 24 V DC

- Standard up to 5 m,  
incl. DVI cable 1.8 m
- Extended version up to 30 m,  
incl. DVI/USB cable 1.8 m

Multi-touch, 1 366 x 768,  
for 24 V DC

- Standard up to 5 m,  
incl. DVI/USB cable 1.8 m
- Standard up to 5 m,  
marine approval,  
incl. DVI/USB cable 1.8 m
- Display port, Ethernet interface,  
incl. DVI/USB cable 1.8 m

Multi-touch, 1 366 x 768 pixels,  
for 24 V DC and 100-240 V AC

- Extended version up to 30 m,  
incl. DVI/USB cable 1.8 m
- Extended version up to 30 m,  
marine approval,  
incl. DVI/USB cable 1.8 m

Touch, 1 366 x 768 pixels,  
for 24 V DC

- Standard up to 5 m,  
incl. DVI cable 1.8 m

Touch, 1 366 x 768 pixels,  
for 24 V DC and 100-240 V AC

- Extended version up to 30 m,  
incl. DVI/USB cable 1.8 m

19" Full HD / Extended Multitouch

- Extended version up to 30 m,  
incl. DVI/USB cable 1.8 m
- Neutral design

**6AV7863-3AA00-0AA0**

**6AV7863-3AB10-0AA0**

**6AV7863-3MA00-0AA0**

**6AV7863-3MA00-0SA0**

**6AV7863-3MA20-0AA0**

**6AV7863-3MB10-0AA0**

**6AV7863-3MB10-0SA0**

**6AV7863-3TA00-0AA0**

**6AV7863-3TB10-0AA0**

**6AV7863-6MA10-1AA0**

**6AV7863-6MA10-1NA0**


Ordering data	Article No.	Article No.
<p><b>SIMATIC IFP2200</b> Flat Panel 22" display (16:10), display port/DVI port</p> <p><u>without touch screen, display only, 1 920 x 1 080 pixels, for 24 V DC</u></p> <ul style="list-style-type: none"> <li>Standard up to 5 m, incl. DVI cable 1.8 m</li> </ul> <p><u>without touch screen, display only, 1 920 x 1 080 pixels, for 24 V DC and 100-240 V AC</u></p> <ul style="list-style-type: none"> <li>Extended version up to 30 m, incl. DVI/USB cable 1.8 m</li> </ul> <p><u>Multi-touch, 1 920 x 1 080 pixels, for 24 V DC</u></p> <ul style="list-style-type: none"> <li>Standard up to 5 m, incl. DVI/USB cable 1.8 m</li> <li>Standard up to 5 m, marine approval, incl. DVI/USB cable 1.8 m</li> <li>Display port, Ethernet interface, incl. DVI/USB cable 1.8 m</li> </ul> <p><u>Multi-touch, 1 920 x 1 080 pixels, for 24 V DC and 100-240 V AC</u></p> <ul style="list-style-type: none"> <li>Extended version up to 30 m, incl. DVI/USB cable 1.8 m</li> <li>Extended version up to 30 m, marine approval, incl. DVI/USB cable 1.8 m</li> </ul> <p><u>Touch, 1 920 x 1 080 pixels, for 24 V DC</u></p> <ul style="list-style-type: none"> <li>Standard up to 5 m, incl. DVI cable 1.8 m</li> </ul> <p><u>Touch, 1 920 x 1 080 pixels, for 24 V DC and 100-240 V AC</u></p> <ul style="list-style-type: none"> <li>Extended version up to 30 m, incl. DVI/USB cable 1.8 m</li> </ul>	<p><b>6AV7863-4AA00-0AA0</b></p> <p><b>6AV7863-4AB10-0AA0</b></p> <p><b>6AV7863-4MA00-0AA0</b></p> <p><b>6AV7863-4MA00-0SA0</b></p> <p><b>6AV7863-4MA20-0AA0</b></p> <p><b>6AV7863-4MB10-0AA0</b></p> <p><b>6AV7863-4MB10-0SA0</b></p> <p><b>6AV7863-4TA00-0AA0</b></p> <p><b>6AV7863-4TB10-0AA0</b></p>	<p><b>SIMATIC IFP2200 with narrow border</b> <u>Multi-touch, 1 920 x 1 080 pixels, for 24 V DC</u></p> <ul style="list-style-type: none"> <li>Extended version up to 30 m, incl. DVI/USB cable 1.8 m</li> <li>Extended version up to 30 m, neutral front without logo, incl. DVI/USB cable 1.8 m</li> </ul> <p><b>6AV7466-8MA10-0AX0</b></p> <p><b>6AV7466-8MA10-0AA0</b></p> <p><b>Accessories</b></p> <p><b>Set of protective films for ITC/IFP/TP1500</b></p> <p><b>6AV2124-6QJ00-0AX1</b></p> <p><b>Set of protective films for ITC/IFP/TP1900</b></p> <p><b>6AV2124-6UJ00-0AX1</b></p> <p><b>Set of protective films for ITC/IFP/TP2200</b></p> <p><b>6AV2124-6XJ00-0AX1</b></p> <p><b>Touch pen</b></p> <p><b>6AV7672-1JB00-0AA0</b></p> <p>Undetachable pen for operation of the touch devices, mounting of the support on the control cabinet or directly on the PRO unit</p> <p><b>Accessories for standard variants up to 5 m (6AV7863-...A0.-0AA0 and 6AV7466-1TA00-0AA0)</b></p> <p><b>DisplayPort cable (industrial quality)</b></p> <ul style="list-style-type: none"> <li>3 m</li> <li>5 m</li> </ul> <p><b>6AV7860-0DH30-0AA0</b></p> <p><b>6AV7860-0DH50-0AA0</b></p> <p><b>DVI-D cable (industrial quality)</b></p> <ul style="list-style-type: none"> <li>3 m</li> <li>5 m</li> </ul> <p><b>6AV7860-0BH30-0AA0</b></p> <p><b>6AV7860-0BH50-0AA0</b></p> <p><b>USB cable (industrial quality)</b></p> <ul style="list-style-type: none"> <li>3 m</li> <li>5 m</li> </ul> <p><b>6AV7860-0CH30-0AA0</b></p> <p><b>6AV7860-0CH50-0AA0</b></p> <p><b>Accessories for extended variants up to 30 m (6AV7863-...B1.-0AA0)</b></p> <p><b>Cable set (USB/Cat5; transmitter module, DVI)</b></p> <ul style="list-style-type: none"> <li>10 m</li> <li>15 m</li> <li>20 m</li> <li>30 m</li> </ul> <p><b>6AV7860-1EX21-0AA1</b></p> <p><b>6AV7860-1EX21-5AA1</b></p> <p><b>6AV7860-1EX22-0AA1</b></p> <p><b>6AV7860-1EX23-0AA1</b></p> <p><b>USB host extender</b> incl. 20 cm USB cable (USB to Cat5)</p> <p><b>6AV7671-1EX02-0AA0</b></p>

## PC-based Automation

Industrial monitors and Thin Clients  
Flat Panels

### SIMATIC Flat Panels

#### Overview



The Flat Panels are rugged industry-standard LCD monitors.

- Installation:
  - They are equally suited to installation in the machine, in control cabinets, consoles and gantries or in 19" racks.
  - As a device with all-round IP65 protection for mounting on a support arm/pedestal
- Type of operator control:
  - Simple display devices without operator functionality
  - Optional devices with touch control
  - Rear connection of I/O devices (optional)

#### Technical specifications

Article number	6AV7861-2AA00-2AA0	6AV7861-2AB00-2AA0	6AV7861-2AB10-2AA0	6AV7861-2TA00-2AA0	6AV7861-2TB00-2AA0	6AV7861-2TB10-2AA0
	SIMATIC FLAT PANEL 15, F. DC24V	SIMATIC FLAT PANEL 15	SIMATIC FLAT PANEL 15 EXTENDED	SIMATIC FLAT PANEL 15T, F. DC24V	SIMATIC FLAT PANEL 15T	SIMATIC FLAT PANEL 15T EXTENDED
<b>Display</b>						
Design of display	TFT widescreen display, LED backlighting	TFT widescreen display, LED backlighting	TFT widescreen display, LED backlighting	TFT widescreen display, LED backlighting	TFT widescreen display, LED backlighting	TFT widescreen display, LED backlighting
Screen diagonal	15 in	15 in	15 in	15 in	15 in	15 in
Display width	304.1 mm	304.1 mm	304.1 mm	304.1 mm	304.1 mm	304.1 mm
Display height	228.1 mm	228.1 mm	228.1 mm	228.1 mm	228.1 mm	228.1 mm
Viewing angle	100° x 90° (min)	100° x 90° (min)	100° x 90° (min)	100° x 90° (min)	100° x 90° (min)	100° x 90° (min)
On Screen Display (OSD) configuration	Yes	Yes	Yes	Yes	Yes	Yes
Number of colors	16 000 000; 16.2 million	16 000 000; 16.2 million	16 000 000; 16.2 million	16 000 000; 16.2 million	16 000 000; 16.2 million	16 000 000; 16.2 million
<b>Resolution (pixels)</b>						
• Horizontal image resolution	1 024 Pixel	1 024 Pixel	1 024 Pixel	1 024 Pixel	1 024 Pixel	1 024 Pixel
• Vertical image resolution	768 Pixel	768 Pixel	768 Pixel	768 Pixel	768 Pixel	768 Pixel
<b>General features</b>						
• Brightness/contrast	> 260 cd/m <sup>2</sup> / 350:1	> 260 cd/m <sup>2</sup> / 350:1	> 260 cd/m <sup>2</sup> / 350:1	> 260 cd/m <sup>2</sup> / 350:1	> 260 cd/m <sup>2</sup> / 350:1	> 260 cd/m <sup>2</sup> / 350:1
<b>Backlighting</b>						
• Type of backlighting	LED, dimmable	LED, dimmable	LED, dimmable	LED, dimmable	LED, dimmable	LED, dimmable
• MTBF backlighting (at 25 °C)	50 000 h; At 25°C	50 000 h; At 25°C	50 000 h; At 25°C	50 000 h; At 25°C	50 000 h; At 25°C	50 000 h; At 25°C
• Backlight dimmable	Yes; 0-100 %	Yes; 0-100 %	Yes; 0-100 %	Yes; 0-100 %	Yes; 0-100 %	Yes; 0-100 %



#### Technical specifications (continued)

Article number	6AV7861-2AA00-2AA0	6AV7861-2AB00-2AA0	6AV7861-2AB10-2AA0	6AV7861-2TA00-2AA0	6AV7861-2TB00-2AA0	6AV7861-2TB10-2AA0
	SIMATIC FLAT PANEL 15, F. DC24V	SIMATIC FLAT PANEL 15	SIMATIC FLAT PANEL 15 EXTENDED	SIMATIC FLAT PANEL 15T, F. DC24V	SIMATIC FLAT PANEL 15T	SIMATIC FLAT PANEL 15T EXTENDED
<b>Control elements</b>						
<b>Input device</b>						
• Integrated mouse cursor control	No	No	No	No	No	No
<b>Touch operation</b>						
• Design as touch screen	No	No	No	Yes	Yes	Yes
<b>Installation type/mounting</b>						
Design	Built-in unit	Built-in unit	Built-in unit	Built-in unit	Built-in unit	Built-in unit
Rack mounting	Yes	Yes	Yes	Yes	Yes	Yes
VESA mounting	No	No	No	No	No	No
Built-in unit	Yes; Portrait mode possible	Yes; Portrait mode possible	Yes; Portrait mode possible	Yes; Portrait mode possible	Yes; Portrait mode possible	Yes; Portrait mode possible
maximum permitted forward tilt angle from vertical	35°; max. 40°C	35°; max. 40°C	35°; max. 40°C	35°; max. 40°C	35°; max. 40°C	35°; max. 40°C
maximum permitted backward tilt angle from vertical	70°; max. 40°C	70°; max. 40°C	70°; max. 40°C	70°; max. 40°C	70°; max. 40°C	70°; max. 40°C
<b>Supply voltage</b>						
Type of supply voltage	AC/DC	AC/DC	AC/DC	AC/DC	AC/DC	AC/DC
permissible range, lower limit (DC)	19.2 V	19.2 V	19.2 V	19.2 V	19.2 V	19.2 V
permissible range, upper limit (DC)	28.8 V	28.8 V	28.8 V	28.8 V	28.8 V	28.8 V
permissible range, lower limit (AC)	90 V	90 V	90 V	90 V	90 V	90 V
permissible range, upper limit (AC)	264 V	264 V	264 V	264 V	264 V	264 V
<b>Degree and class of protection</b>						
IP (at the front)	IP65	IP65	IP65	IP65	IP65	IP65
IP54 at front	Yes; For screw mounting in 19" rack	Yes; For screw mounting in 19" rack	Yes; For screw mounting in 19" rack	Yes; For screw mounting in 19" rack	Yes; For screw mounting in 19" rack	Yes; For screw mounting in 19" rack
IP65 at front	Yes; if mounted with the supplied latch fasteners	Yes; if mounted with the supplied latch fasteners	Yes; if mounted with the supplied latch fasteners	Yes; if mounted with the supplied latch fasteners	Yes; if mounted with the supplied latch fasteners	Yes; if mounted with the supplied latch fasteners
<b>Standards, approvals, certificates</b>						
CE mark	Yes	Yes	Yes	Yes	Yes	Yes
CSA approval	Yes	Yes	Yes	Yes	Yes	Yes
UL approval	Yes	Yes	Yes	Yes	Yes	Yes
EAC (formerly Gost-R)	No	No	No	No	No	No
<b>Marine approval</b>						
• Germanischer Lloyd (GL)	Yes; Optional	Yes; Optional	Yes; Optional	Yes; Optional	Yes; Optional	Yes; Optional
• American Bureau of Shipping (ABS)	Yes; Optional	Yes; Optional	Yes; Optional	Yes; Optional	Yes; Optional	Yes; Optional
• Bureau Veritas (BV)	Yes; Optional	Yes; Optional	Yes; Optional	Yes; Optional	Yes; Optional	Yes; Optional
• Det Norske Veritas (DNV)	Yes; Optional	Yes; Optional	Yes; Optional	Yes; Optional	Yes; Optional	Yes; Optional
• Lloyds Register of Shipping (LRS)	Yes; Optional	Yes; Optional	Yes; Optional	Yes; Optional	Yes; Optional	Yes; Optional
<b>Ambient conditions</b>						
<b>Ambient temperature during operation</b>						
• min.	0 °C	0 °C	0 °C	0 °C	0 °C	0 °C
• max.	50 °C	50 °C	50 °C	50 °C	50 °C	50 °C
<b>Mechanics/material</b>						
Enclosure material (front)						
• Aluminum	Yes	Yes	Yes	Yes	Yes	Yes
<b>Dimensions</b>						
Width of the housing front	483 mm	483 mm	483 mm	483 mm	483 mm	483 mm
Height of housing front	310 mm	310 mm	310 mm	310 mm	310 mm	310 mm
Mounting cutout, width	450 mm	450 mm	450 mm	450 mm	450 mm	450 mm
Mounting cutout, height	290 mm	290 mm	290 mm	290 mm	290 mm	290 mm
Overall depth	55 mm	55 mm	55 mm	55 mm	55 mm	55 mm

## PC-based Automation

### Industrial monitors and Thin Clients

#### Flat Panels

#### SIMATIC Flat Panels

#### Technical specifications (continued)

Article number	<b>6AV7861-3AA00-2AA0</b> SIMATIC FLAT PANEL 19, F. DC24V	<b>6AV7861-3AB00-2AA0</b> SIMATIC FLAT PANEL 19	<b>6AV7861-3AB10-2AA0</b> SIMATIC FLAT PANEL 19 EXTENDED	<b>6AV7861-3TA00-2AA0</b> SIMATIC FLAT PANEL 19T, F. DC24V	<b>6AV7861-3TB00-2AA0</b> SIMATIC FLAT PANEL 19T	<b>6AV7861-3TB10-2AA0</b> SIMATIC FLAT PANEL 19T EXTENDED
<b>Display</b>						
Design of display	TFT widescreen display, LED backlighting	TFT widescreen display, LED backlighting	TFT widescreen display, LED backlighting	TFT widescreen display, LED backlighting	TFT widescreen display, LED backlighting	TFT widescreen display, LED backlighting
Screen diagonal	19 in	19 in	19 in	19 in	19 in	19 in
Display width	376.3 mm	376.3 mm	376.3 mm	376.3 mm	376.3 mm	376.3 mm
Display height	301.1 mm	301.1 mm	301.1 mm	301.1 mm	301.1 mm	301.1 mm
Viewing angle	170° x 170°	170° x 170°	170° x 170°	170° x 170°	170° x 170°	170° x 170°
On Screen Display (OSD) configuration	Yes	Yes	Yes	Yes	Yes	Yes
Number of colors	16 000 000; 16.7 million	16 000 000; 16.7 million	16 000 000; 16.7 million	16 000 000; 16.7 million	16 000 000; 16.7 million	16 000 000; 16.7 million
<b>Resolution (pixels)</b>						
• Horizontal image resolution	1 280 Pixel	1 280 Pixel	1 280 Pixel	1 280 Pixel	1 280 Pixel	1 280 Pixel
• Vertical image resolution	1 024 Pixel	1 024 Pixel	1 024 Pixel	1 024 Pixel	1 024 Pixel	1 024 Pixel
<b>General features</b>						
• Brightness/contrast	> 300 cd/m <sup>2</sup> / 300:1	> 300 cd/m <sup>2</sup> / 300:1	> 300 cd/m <sup>2</sup> / 300:1	> 300 cd/m <sup>2</sup> / 300:1	> 300 cd/m <sup>2</sup> / 300:1	> 300 cd/m <sup>2</sup> / 300:1
<b>Backlighting</b>						
• Type of backlighting	LED, dimmable	LED, dimmable	LED, dimmable	LED, dimmable	LED, dimmable	LED, dimmable
• MTBF backlighting (at 25 °C)	50 000 h; At 25°C	50 000 h; At 25°C	50 000 h; At 25°C	50 000 h; At 25°C	50 000 h; At 25°C	50 000 h; At 25°C
• Backlight dimmable	Yes; 0-100 %	Yes; 0-100 %	Yes; 0-100 %	Yes; 0-100 %	Yes; 0-100 %	Yes; 0-100 %
<b>Control elements</b>						
<b>Input device</b>						
• Integrated mouse cursor control	No	No	No	No	No	No
<b>Touch operation</b>						
• Design as touch screen	No	No	No	Yes	Yes	Yes
<b>Installation type/mounting</b>						
Design	Built-in unit	Built-in unit	Built-in unit	Built-in unit	Built-in unit	Built-in unit
Rack mounting	Yes	Yes	Yes	Yes	Yes	Yes
VESA mounting	No	No	No	No	No	No
Built-in unit	Yes; Portrait mode possible	Yes; Portrait mode possible	Yes; Portrait mode possible	Yes; Portrait mode possible	Yes; Portrait mode possible	Yes; Portrait mode possible
maximum permitted forward tilt angle from vertical	35°; max. 40°C	35°; max. 40°C	35°; max. 40°C	35°; max. 40°C	35°; max. 40°C	35°; max. 40°C
maximum permitted backward tilt angle from vertical	70°; max. 40°C	70°; max. 40°C	70°; max. 40°C	70°; max. 40°C	70°; max. 40°C	70°; max. 40°C
<b>Supply voltage</b>						
Type of supply voltage	AC/DC	AC/DC	AC/DC	AC/DC	AC/DC	AC/DC
permissible range, lower limit (DC)	19.2 V	19.2 V	19.2 V	19.2 V	19.2 V	19.2 V
permissible range, upper limit (DC)	28.8 V	28.8 V	28.8 V	28.8 V	28.8 V	28.8 V
permissible range, lower limit (AC)	90 V	90 V	90 V	90 V	90 V	90 V
permissible range, upper limit (AC)	264 V	264 V	264 V	264 V	264 V	264 V

#### Technical specifications (continued)

Article number	6AV7861-3AA00-2AA0 SIMATIC FLAT PANEL 19, F. DC24V	6AV7861-3AB00-2AA0 SIMATIC FLAT PANEL 19	6AV7861-3AB10-2AA0 SIMATIC FLAT PANEL 19 EXTENDED	6AV7861-3TA00-2AA0 SIMATIC FLAT PANEL 19T, F. DC24V	6AV7861-3TB00-2AA0 SIMATIC FLAT PANEL 19T	6AV7861-3TB10-2AA0 SIMATIC FLAT PANEL 19T EXTENDED
<b>Degree and class of protection</b>						
IP (at the front)	IP65	IP65	IP65	IP65	IP65	IP65
IP54 at front	Yes; For screw mounting in 19" rack	Yes; For screw mounting in 19" rack	Yes; For screw mounting in 19" rack	Yes; For screw mounting in 19" rack	Yes; For screw mounting in 19" rack	Yes; For screw mounting in 19" rack
IP65 at front	Yes; if mounted with the supplied latch fasteners	Yes; if mounted with the supplied latch fasteners	Yes; if mounted with the supplied latch fasteners	Yes; if mounted with the supplied latch fasteners	Yes; if mounted with the supplied latch fasteners	Yes; if mounted with the supplied latch fasteners
IP20 rear	Yes	Yes	Yes	Yes		
<b>Standards, approvals, certificates</b>						
CE mark	Yes	Yes	Yes	Yes	Yes	Yes
CSA approval	Yes	Yes	Yes	Yes	Yes	Yes
UL approval	Yes	Yes	Yes	Yes	Yes	Yes
EAC (formerly Gost-R)	No	No	No	No	No	No
<b>Marine approval</b>						
• Germanischer Lloyd (GL)	Yes; Optional	Yes; Optional	Yes	Yes	Yes; Optional	Yes; Optional
• American Bureau of Shipping (ABS)	Yes; Optional	Yes; Optional	Yes	Yes	Yes; Optional	Yes; Optional
• Bureau Veritas (BV)	Yes; Optional	Yes; Optional	Yes	Yes	Yes; Optional	Yes; Optional
• Det Norske Veritas (DNV)	Yes; Optional	Yes; Optional	Yes	Yes	Yes; Optional	Yes; Optional
• Lloyds Register of Shipping (LRS)	Yes; Optional	Yes; Optional	Yes	Yes	Yes; Optional	Yes; Optional
• Polski Rejestr Statkow (PRS)			Yes	Yes		
<b>Ambient conditions</b>						
<b>Ambient temperature during operation</b>						
• min.	0 °C	0 °C	0 °C	0 °C	0 °C	0 °C
• max.	45 °C	45 °C	45 °C	45 °C	45 °C	45 °C
<b>Mechanics/material</b>						
Enclosure material (front)						
• Aluminum	Yes	Yes	Yes	Yes	Yes	Yes
<b>Dimensions</b>						
Width of the housing front	483 mm	483 mm	483 mm	483 mm	483 mm	483 mm
Height of housing front	400 mm	400 mm	400 mm	400 mm	400 mm	400 mm
Mounting cutout, width	450 mm	450 mm	450 mm	450 mm	450 mm	450 mm
Mounting cutout, height	380 mm	380 mm	380 mm	380 mm	380 mm	380 mm
Overall depth	57 mm	57 mm	57 mm	57 mm	57 mm	57 mm

## PC-based Automation

Industrial monitors and Thin Clients  
Flat Panels

### SIMATIC Flat Panels

#### Ordering data

#### Article No.

##### SIMATIC Flat Panel

#### 15"

15" TFT display with  
1 024 x 768 pixels resolution  
VGA, DVI-D interface,  
with 1.8 m VGA cable

- for 24 V DC
- for 24 V DC and 120/240 V AC
- 15" extended

15" TFT display with  
1 024 x 768 pixels resolution  
VGA, DVI-D interface,  
with VGA cable, can be located  
up to 30 m away

15" Touch TFT display with  
1 024 x 768 pixels resolution  
VGA, DVI-D interface,  
with 1.8 m VGA cable

- for 24 V DC
- for 24 V DC and 120/240 V AC
- 15" T extended

15" Touch TFT display with  
1 024 x 768 pixels resolution  
for 24 V DC and 120/240 V AC,  
VGA, DVI-D interface, can be  
located up to 30 m away

#### 19"

19" TFT display with  
1 280 x 1 024 pixels resolution  
VGA, DVI-D interface,  
with 1.8 m VGA cable

- for 24 V DC
- for 24 V DC and 120/240 V AC
- 19" extended

19" TFT display with  
1 280 x 1 024 pixels resolution  
for DC 24V and 120/240V AC,  
VGA, DVI-D interface, can be  
located up to 30 m away

19" Touch TFT display with  
1 280 x 1 024 pixels resolution  
VGA, DVI-D interface,  
with 1.8 m VGA cable

- for 24 V DC
- for 24 V DC and 120/240 V AC
- 19" T extended

19" Touch TFT display with  
1 280 x 1 024 pixels resolution  
for 24 V DC and 120/240 V AC,  
VGA, DVI-D interface, can be  
located up to 30 m away

6AV7861-2AA00-2AA0  
6AV7861-2AB00-2AA0  
6AV7861-2AB10-2AA0

6AV7861-2TA00-2AA0  
6AV7861-2TB00-2AA0  
6AV7861-2TB10-2AA0

6AV7861-3AA00-2AA0  
6AV7861-3AB00-2AA0  
6AV7861-3AB10-2AA0

6AV7861-3TA00-2AA0  
6AV7861-3TB00-2AA0  
6AV7861-3TB10-2AA0

#### Article No.

##### Special versions

#### Flat Panel Monitor

- PRO 15" touch
- PRO 19" touch

6AV7861-5TB10-1BA0  
6AV7861-6TB10-1BA0

##### Accessories

#### Protective films

For protecting the touch screen  
against dirt and scratches  
Pack with 10 units

- for 15" touch
- for 19" touch

6AV7671-4BA00-0AA0  
6AV7672-1CE00-0AA0

#### Touch pen

Undetachable pen for operation  
of the touch devices,  
mounting of the support on the  
control cabinet or directly on the  
PRO unit

6AV7672-1JB00-0AA0

#### Connection cables for Standard, Extended and PRO versions

Video (VGA)

- 3.0 m
- 5.0 m

6AV7860-0AH30-0AA0  
6AV7860-0AH50-0AA0

Video (DVI-D)

- 3.0 m
- 5.0 m

6AV7860-0BH30-0AA0  
6AV7860-0BH50-0AA0

USB for optional touch screen

- 3.0 m
- 5.0 m

6AV7860-0CH30-0AA0  
6AV7860-0CH50-0AA0

#### Connection cables for Extended and PRO versions

- Cable set 10 m  
(DVI-D, CAT5 cable(USB),  
USB transmitter module)
- Cable set 15 m  
(DVI-D, CAT5 cable(USB),  
USB transmitter module)
- Cable set 20 m  
(DVI-D, CAT5 cable(USB),  
USB transmitter module)
- Cable set 30 m  
(DVI-D, CAT5 cable(USB),  
USB transmitter module)

6AV7860-1EX21-0AA1

6AV7860-1EX21-5AA1

6AV7860-1EX22-0AA1

6AV7860-1EX23-0AA1

#### More information

Additional information is available on the Internet at:

<http://www.siemens.com/industrial-lcd>

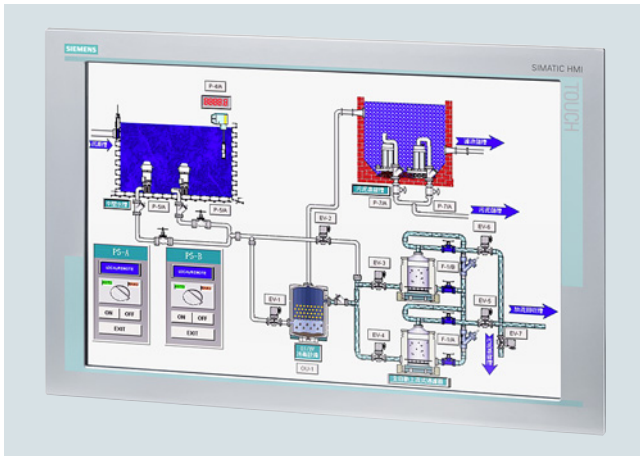
#### Note:

Do you need a specific modification or extension to the products described here? Then refer to "Customized Automation". There you will find information about additional and generally available sector-specific products as well as options for customer-specific modification and adaptation.

Examples are:

- SIMATIC SCD monitor 1900 for portrait operation
- SIMATIC Flat Panels with 6" and 10" Touch

## Overview



The SIMATIC HMI SCD 1900 is a rugged, industry-standard PC monitor.

It is used as an operator control unit in all types of industrial and standard PC, including for portrait mounting. Standard interfaces permit a wide range of possible applications.

### Built-in versions:

- Built-in unit (for control cabinets, control desks, and gantries)
- Built-in portrait for portrait mounting (for control cabinets, control desks and gantries)
- 19" built-in units (for 19" racks)

### Type of operator control:

- Panels with touch control

## Technical specifications

Article number	<b>6AV7862-2TA00-1AA0</b> SIMATIC SCD1900 19"WIDE/TOUCH/1440X900
<b>General information</b>	
Product type designation	SCD 1900
Short designation	Flat Panel 19" touch
<b>Display</b>	
Design of display	TFT widescreen display, LED backlighting
Screen diagonal	19 in
Viewing angle	160° x 170°
On Screen Display (OSD) configuration	Yes
Number of colors	16 777 216; 16.7 million
<b>Resolution (pixels)</b>	
• Horizontal image resolution	1 440 Pixel
• Vertical image resolution	900 Pixel
<b>General features</b>	
• Brightness/contrast	300 cd/m <sup>2</sup> / 1000:1
<b>Installation type/mounting</b>	
Rack mounting	Yes
<b>Supply voltage</b>	
Type of supply voltage	DC
permissible range, lower limit (DC)	21.6 V
permissible range, upper limit (DC)	26.4 V
<b>Touch interfaces</b>	
• USB	Yes
<b>Degree and class of protection</b>	
IP20 rear	Yes
<b>Standards, approvals, certificates</b>	
CE mark	Yes; Industry
CSA approval	No
UL approval	Yes
cULus	Yes
<b>Shock testing</b>	
• Shock load during operation	10 gn
• Shock load during transport/storage	10 gn
<b>Mechanics/material</b>	
Enclosure material (front)	
• Aluminum	Yes
<b>Weights</b>	
Weight without packaging	6 kg

## Ordering data

## Article No.

<b>SCD monitor 1900</b>	<b>6AV7862-2TA00-1AA0</b>
<b>Portrait SCD monitor 1900</b>	<b>6AV7466-2TA17-1AA0</b>
<b>Accessories</b>	
<b>Cable for connecting to the graphics interface of the PC</b>	
• DVI-D cable, 3.0 m	<b>6AV7860-0BH30-0AA0</b>
• DVI-D cable, 5.0 m	<b>6AV7860-0BH50-0AA0</b>
<b>USB cable for connecting the touch screen</b>	
• 3.0 m	<b>6AV7860-0CH30-0AA0</b>
• 5.0 m	<b>6AV7860-0CH50-0AA0</b>
<b>External power supply for SCD 1900</b>	<b>6AV7860-2AD06-0AA0</b>
100-230 V AC, 50-60 Hz; incl. mounting accessories for optional installation at the device.	

Additional information is available on the Internet at:

<http://www.siemens.com/industrial-lcd>

## PC-based Automation

Industrial monitors and Thin Clients  
Thin Clients

### SIMATIC Industrial Thin Client

#### Overview



SIMATIC ITC Industrial Thin Clients are powerful operating units for flexible use in distributed visualization applications. All devices are equipped with high-resolution, brilliant widescreen displays, and due to the diverse communication protocols they can be used both for challenging machine-level operator control & monitoring and for the connection to control systems, e.g. in the SCADA environment. They can be used as (additional) operator stations on a SIMATIC Industrial PC, Panel PC, or server, and on a SIMATIC Panel.

#### **New:**

SIMATIC Industrial Thin Clients are also available as capacitive multi-touch devices with glass front in display sizes 15", 19" and 22".

- SIMATIC ITC1500 – 15" Multi-touch 1 366 x 768
- SIMATIC ITC1900 – 19" Multi-touch 1 366 x 768
- SIMATIC ITC2200 – 22" Multi-touch 1 920 x 1 080

The following installation versions are still available with resistive single-touch:

- SIMATIC ITC1200 – 12" Touch
- SIMATIC ITC1500 – 15" Touch
- SIMATIC ITC1900 – 19" Touch
- SIMATIC ITC2200 – 22" Touch

The SIMATIC HMI Thin Client Ex is available for hazardous areas (Zone 1/11). This device differs technically from the devices mentioned above. For more details, refer to the SIMATIC Thin Client EX chapter.

#### Technical specifications

Article number	6AV6646-1AA22-0AX0 SIMATIC ITC1200	6AV6646-1AB22-0AX0 SIMATIC ITC1500	6AV6646-1AC22-0AX0 SIMATIC ITC1900	6AV6646-1AD22-0AX0 SIMATIC ITC2200
<b>General information</b>				
Product type designation	ITC1200	ITC1500	ITC1900	ITC2200
<b>Display</b>				
Design of display	TFT widescreen display, LED backlighting	TFT widescreen display, LED backlighting	TFT widescreen display, LED backlighting	TFT widescreen display, LED backlighting
Screen diagonal	12.1 in	15.4 in	18.5 in	21.5 in
Display width	261.1 mm	331.2 mm	409.8 mm	495.6 mm
Display height	163.2 mm	207 mm	230.4 mm	292.2 mm
Number of colors	16 777 216	16 777 216	16 777 216	16 777 216
<b>Resolution (pixels)</b>				
• Horizontal image resolution	1 280 Pixel	1 280 Pixel	1 366 Pixel	1 920 Pixel
• Vertical image resolution	800 Pixel	800 Pixel	768 Pixel	1 080 Pixel
<b>Backlighting</b>				
• Type of backlighting	LED, dimmable	LED, dimmable	LED, dimmable	LED, dimmable
• MTBF backlighting (at 25 °C)				30 000 h; At 25 °C
• Backlight dimmable	Yes; 5-100 %	Yes; 5-100 %	Yes; 5-100 %	Yes; 5-100 %
<b>Touch operation</b>				
• Design as touch screen	Yes	Yes	Yes	Yes
• Monitor keyboard	Yes	Yes	Yes	Yes
<b>Installation type/mounting</b>				
Built-in unit	Yes	Yes	Yes	Yes

**Technical specifications** (continued)

Article number	<b>6AV6646-1AA22-0AX0</b> SIMATIC ITC1200	<b>6AV6646-1AB22-0AX0</b> SIMATIC ITC1500	<b>6AV6646-1AC22-0AX0</b> SIMATIC ITC1900	<b>6AV6646-1AD22-0AX0</b> SIMATIC ITC2200
<b>Supply voltage</b>				
Type of supply voltage	24 V DC	24 V DC	24 V DC	24 V DC
permissible range, lower limit (DC)	19.2 V	19.2 V	19.2 V	19.2 V
permissible range, upper limit (DC)	28.8 V	28.8 V	28.8 V	28.8 V
<b>Input current</b>				
Current consumption, max.	1.2 A	1.5 A	1.3 A	2.2 A
Starting current inrush I <sub>pt</sub>	0.5 A <sup>2</sup> ·s	0.5 A <sup>2</sup> ·s	0.5 A <sup>2</sup> ·s	0.5 A <sup>2</sup> ·s
<b>Interfaces</b>				
Number of industrial Ethernet interfaces	1	1	1	1
Number of USB interfaces	2; on rear	2; on rear	2; on rear	2; on rear
Connection for keyboard/mouse	USB	USB	USB	USB
<b>Industrial Ethernet</b>				
• Transmission rate, max.	1 000 Mbit/s	1 000 Mbit/s	1 000 Mbit/s	1 000 Mbit/s
<b>Protocols</b>				
<b>Protocols (Ethernet)</b>				
• TCP/IP	Yes	Yes	Yes	Yes
• DHCP	Yes	Yes	Yes	Yes
• SNMP	Yes	Yes	Yes	Yes
• DCP	Yes	Yes	Yes	Yes
• LLDP	Yes	Yes	Yes	Yes
<b>WEB characteristics</b>				
• HTTP	Yes	Yes	Yes	Yes
• HTML	Yes; HTML5	Yes; HTML5	Yes; HTML5	Yes; HTML5
• XML	Yes	Yes	Yes	Yes
• CSS	Yes	Yes	Yes	Yes
• JavaScript	Yes	Yes	Yes	Yes
<b>Protocols (terminal link)</b>				
• Sm@rtServer	Yes	Yes	Yes	Yes
• RDP	Yes	Yes	Yes	Yes
• VNC viewer	Yes	Yes	Yes	Yes
• Citrix	No	No	No	No
• SINUMERIK	Yes	Yes	Yes	No
<b>Degree and class of protection</b>				
IP (at the front)	IP65	IP65	IP65	IP65
Enclosure Type 4 at the front				Yes
IP20 rear	Yes	Yes	Yes	Yes
<b>Standards, approvals, certificates</b>				
CE mark	Yes	Yes	Yes	Yes
cULus	Yes	Yes	Yes	Yes
RCM (formerly C-TICK)	Yes	Yes	Yes	Yes
KC approval	Yes	Yes	Yes	Yes
<b>Use in hazardous areas</b>				
• cULus Class I Zone 2, Division 2	Yes; Available soon	Yes; Available soon	Yes; Available soon	Yes; Available soon
• FM Class I Division 2	Yes; Available soon	Yes; Available soon	Yes; Available soon	Yes; Available soon



## PC-based Automation

### Industrial monitors and Thin Clients

#### Thin Clients

#### SIMATIC Industrial Thin Client

#### Technical specifications (continued)

Article number	6AV6646-1AA22-0AX0 SIMATIC ITC1200	6AV6646-1AB22-0AX0 SIMATIC ITC1500	6AV6646-1AC22-0AX0 SIMATIC ITC1900	6AV6646-1AD22-0AX0 SIMATIC ITC2200
<b>Ambient conditions</b>				
<b>Ambient temperature during operation</b>				
• min.	0 °C	0 °C	0 °C	0 °C
• max.	50 °C	50 °C	45 °C	45 °C
<b>Relative humidity</b>				
• Operation, max.	90 %	90 %	90 %	90 %
<b>Software</b>				
Web browser	Yes	Yes	Yes	Yes
PDF reader	Yes	Yes	Yes	Yes
<b>Configuration</b>				
<b>Configuration</b>				
• Local	Yes	Yes	Yes	Yes
• Remote	Yes; With Remote Configuration Center (RCC) as of V2.0	Yes; With Remote Configuration Center (RCC) as of V2.0	Yes; With Remote Configuration Center (RCC) as of V2.0	Yes; With Remote Configuration Center (RCC) as of V2.0
<b>Languages</b>				
<b>Online languages</b>				
• Number of online/runtime languages	2; german / english	2; german / english	2; german / english	3; DE, EN, HU
<b>Peripherals/Options</b>				
<b>Peripherals</b>				
• Printer	No	No	No	No
• USB memory	Yes; USB storage medium can be connected	Yes; USB storage medium can be connected	Yes; USB storage medium can be connected	Yes; USB storage medium can be connected
Additional software components loadable	No	No	No	No
<b>Mechanics/material</b>				
<b>Enclosure material (front)</b>				
• Aluminum	Yes	Yes	Yes	Yes
<b>Dimensions</b>				
Width of the housing front	330 mm	415 mm	483 mm	560 mm
Height of housing front	241 mm	310 mm	337 mm	380 mm
Mounting cutout, width	310 mm	396 mm	465 mm	542 mm
Mounting cutout, height	221 mm	291 mm	319 mm	362 mm
Overall depth	82 mm	75 mm	75 mm	75 mm
<b>Weights</b>				
Weight without packaging	3.4 kg	5.2 kg	6.5 kg	7.1 kg

#### Ordering data

#### Article No.

#### Article No.

#### Industrial Thin Client with multi-touch

**SIMATIC ITC1500 V3**  
15" widescreen TFT display,  
capacitive touch sensor,  
supported protocols: RDP, VNC,  
SMARTSERVER HTML5, etc.,  
standard design, built-in unit

**6AV6646-1BA15-0AA0**

**SIMATIC ITC1900 V3**  
19" widescreen TFT display,  
capacitive touch sensor,  
supported protocols: RDP, VNC,  
SMARTSERVER HTML5, etc.,  
standard design, built-in unit

**6AV6646-1BA18-0AA0**

#### SIMATIC ITC2200 V3

22" widescreen TFT display,  
capacitive touch sensor,  
supported protocols: RDP, VNC,  
SMARTSERVER HTML5, etc.,  
standard design, built-in unit

**6AV6646-1BA22-1AA0**

#### Industrial Thin Client

- SIMATIC ITC1200  
12" Touch device
- SIMATIC ITC1500  
15" Touch device
- SIMATIC ITC1900  
19" Touch device
- SIMATIC ITC2200  
22" Touch device

**6AV6646-1AA22-0AX0**

**6AV6646-1AB22-0AX0**

**6AV6646-1AC22-0AX0**

**6AV6646-1AD22-0AX0**

#### Accessories

See Accessories

Additional information is available on the Internet at:

<http://www.siemens.com/simatic-itc>

### Overview

#### **Fully-enclosed IP65 devices**

The fully-enclosed IP65 SIMATIC devices (SIMATIC Industrial Flat Panel PRO, SIMATIC Flat Panel PRO, SIMATIC Thin Client PRO and SIMATIC IPC477D PRO) are specially designed for mounting on a support arm/pedestal. Thanks to their extremely rugged design, the devices are ideal for industrial applications in harsh environments.

#### Portfolio for IP65 all-round protection devices:

- SIMATIC Industrial Flat Panel PRO
- SIMATIC Flat Panel PRO
- SIMATIC Thin Client PRO
- SIMATIC IPC477E PRO (15", 19", 22" display size)
- SIMATIC IPC477D PRO (15", 19", 22" display size)
- System components for IP65 all-round protection devices:
  - Fasteners
  - Extension Units and operator controls
  - Extension components

#### **Devices with stainless steel fronts**

SIMATIC devices with stainless steel fronts (SIMATIC Industrial Thin Client INOX) are designed for use in the food and beverage, pharmaceutical and fine chemicals industries and other hygienic applications for machine-level operator control and monitoring.

The fully-enclosed SIMATIC devices with stainless steel fronts (SIMATIC IPC277E 19" INOX PRO, SIMATIC IFP1900 INOX PRO) are specially designed for mounting on a support arm/pedestal. Thanks to their slim design, the devices are ideally suited to space-saving use on food and beverage machinery and packaging machinery.

#### **Devices for hazardous areas**

SIMATIC HMI Ex devices are intrinsically safe Panel PCs and Thin Clients that have been specially designed for "Zone 1" and "Zone 2" hazardous areas.

#### Portfolio:

- SIMATIC HMI Panel PC Ex NG
- SIMATIC HMI Panel PC Ex OG
- SIMATIC HMI Panel PC Ex
- SIMATIC HMI Thin Client Ex NG
- SIMATIC HMI Thin Client Ex

## PC-based Automation

Devices for special requirements  
Fully-enclosed devices with IP65

### SIMATIC Industrial Flat Panel PRO

#### Overview



IPC Pro, IFP Pro



**SIMATIC IFP PRO and SIMATIC IFP PRO ETH:**  
**The new Industrial Flat Panels with fully enclosed IP65 protection – the industrial widescreen monitors for harsh ambient conditions that can be installed directly on the machine**

#### SIMATIC IFP2200 PRO

The **SIMATIC IFP2200 PRO** supplements the current product range of the new Industrial Flat Panels. Equipped with innovative, projected capacitive touchscreen technology for the detection of multi-touch gestures with up to ten fingers and with a brilliant widescreen display and glass front.

The devices are connected by means of a DVI or DisplayPort interface and USB to PCs, in particular SIMATIC IPCs. The rugged aluminum housing of the monitor enables it to be used directly at the machine and ensures durability, even in harsh and extreme operating environments.

- Fully enclosed IP65 protection
- Can be positioned up to 30 m away from the processor unit (IFP Extended version)
- Rugged, industrial 15", 19" and 22" widescreen displays (multi-touch)
- Slim, modern design
- Can be adapted to support arm system of various manufacturers
- Fast integration capability
- Low energy requirement
- Small footprint and low weight
- Low wiring overhead and short maintenance times thanks to use of standard connecting cables
- Integration of operator controls in the new Extension Units

#### SIMATIC IFP PRO ETH

**IFP1500 PRO ETH, IFP1900 PRO ETH and IFP2200 PRO ETH** supplement the current product range of new Industrial Flat Panels with their full HD resolution (1 920 x 1 080 pixels) and neutral design fronts.

Equipped with innovative, projected capacitive touchscreen technology for the detection of multi-touch gestures with up to ten fingers and with a brilliant widescreen display and glass front.

The devices are connected by means of a DisplayPort or Ethernet and USB to PCs, in particular SIMATIC IPCs. The rugged aluminum housing of the monitor enables it to be used directly at the machine and ensures durability, even in harsh and extreme operating environments.

## Technical specifications

Article number	<b>6AV7863-4MA15-0AA0</b> SIMATIC IFP2200 PRO support arm w/o ext.	<b>6AV7863-4MA16-0AA0</b> SIMATIC IFP2200 PRO support arm and ext.
<b>General information</b>		
Product type designation	IFP2200 PRO	IFP2200 PRO
Short designation	Flat Panel 22" PRO multi-touch ext.	Flat Panel 22" PRO multi-touch ext.
<b>Display</b>		
Design of display	TFT widescreen display, LED backlighting	TFT widescreen display, LED backlighting
Screen diagonal	22 in	22 in
Screen diagonal [cm]	56 cm	56 cm
Display width	475.2 mm	475.2 mm
Display height	267.3 mm	267.3 mm
Viewing angle	170° x 160°	170° x 160°
On Screen Display (OSD) configuration	No; Adjustable by means of software	No; Adjustable by means of software
Number of colors	16 777 216; 24 bit	16 777 216; 24 bit
<b>Resolution (pixels)</b>		
• Horizontal image resolution	1 920 Pixel	1 920 Pixel
• Vertical image resolution	1 080 Pixel	1 080 Pixel
• Pixel size, horizontal	0.3 mm	0.3 mm
• Pixel size, vertical	0.3 mm	0.3 mm
<b>General features</b>		
• Detachable from computer unit	30 m	30 m
• Brightness/contrast	300 cd/m <sup>2</sup> / 1000:1	300 cd/m <sup>2</sup> / 1000:1
• non-reflective and tempered mineral glass screen	Yes	Yes
<b>Backlighting</b>		
• Type of backlighting	LED	LED
• MTBF backlighting (at 25 °C)	30 000 h; At 25°C	30 000 h; At 25°C
• Backlight dimmable	Yes; 0-100 %	Yes; 0-100 %
<b>Control elements</b>		
<b>Input device</b>		
• Integrated mouse cursor control	Yes; Also externally via USB	Yes; Also externally via USB
<b>Touch operation</b>		
• Design as touch screen	Yes; Projective-capacitive	Yes; Projective-capacitive
• Monitor keyboard	Yes	Yes
<b>Installation type/mounting</b>		
Support arm mounting	Yes; Suitable for support arm without extension components	Yes; Suitable for support arm and extension components (please refer to manual)
Stand mounting	No	No
Built-in unit	No; IP65 fully enclosed	No; IP65 fully enclosed
maximum permitted forward tilt angle from vertical	45°	45°
maximum permitted backward tilt angle from vertical	45°	45°
<b>Supply voltage</b>		
Type of supply voltage	24 V DC	24 V DC
Rated value (DC)	24 V; PELV	24 V; PELV
permissible range, lower limit (DC)	19.2 V	19.2 V
permissible range, upper limit (DC)	28.8 V	28.8 V

## PC-based Automation

Devices for special requirements  
Fully-enclosed devices with IP65

### SIMATIC Industrial Flat Panel PRO

#### Technical specifications (continued)

Article number	<b>6AV7863-4MA15-0AA0</b> SIMATIC IFP2200 PRO support arm w/o ext.	<b>6AV7863-4MA16-0AA0</b> SIMATIC IFP2200 PRO support arm and ext.
<b>Power loss</b>		
Power loss, typ.	40 W	40 W
Power loss, max.	65 W	65 W
<b>Interfaces</b>		
USB on the rear	2x onboard	2x onboard
Connection for keyboard/mouse	USB	USB
<b>Video interfaces</b>		
• DVI-D	Yes	Yes
• DisplayPort	Yes; DisplayPort V1.1	Yes; DisplayPort V1.1
<b>Touch interfaces</b>		
• USB	Yes	Yes
<b>Degree and class of protection</b>		
IP (all-round)	IP65	IP65
IP65 at front	Yes	Yes
Enclosure Type 4 at the front	Yes	Yes
Enclosure Type 4x at the front	Yes	Yes
NEMA4 at the front	Yes	Yes
NEMA4X at the front	Yes	Yes
IP65 rear	Yes	Yes
<b>Standards, approvals, certificates</b>		
CE mark	Yes	Yes
UL approval	Yes	Yes
cULus	Yes; Corresponds to UL 508	Yes; Corresponds to UL 508
RCM (formerly C-TICK)	Yes	Yes
KC approval	Yes	Yes
EAC (formerly Gost-R)	Yes	Yes
<b>Ambient conditions</b>		
<b>Ambient temperature during operation</b>		
• min.	0 °C	0 °C
• max.	45 °C	45 °C
<b>Relative humidity</b>		
• Operation, max.	95 %	95 %
<b>Vibrations</b>		
• Vibration load in operation	1 gn	1 gn
• Vibration load during transport/storage	1 gn	1 gn
<b>Shock testing</b>		
• Shock load during operation	15 gn	15 gn
• Shock load during transport/storage	15 gn	15 gn
<b>Mechanics/material</b>		
Enclosure material (front)		
• Glass	Yes; at front	Yes; at front
<b>Dimensions</b>		
Width	527 mm	527 mm
Height	329 mm; Without basic adapter	329 mm
Depth	94 mm; Without basic adapter	94 mm
<b>Weights</b>		
Weight without packaging	8.1 kg	9 kg

## Technical specifications (continued)

Article number	<b>6AV7466-5MA01-0AA0</b> SIMATIC IFP1500 PRO HD OEM ETH pedestal	<b>6AV7466-5MA02-0AA0</b> SIMATIC IFP1500 PRO HD OEM ETH support arm	<b>6AV7466-6MA01-0AA0</b> SIMATIC IFP1900 PRO HD OEM ETH pedestal	<b>6AV7466-6MA02-0AA0</b> SIMATIC IFP1900 PRO HD OEM ETH support arm	<b>6AV7466-8MA01-0AA0</b> SIMATIC IFP2200 PRO OEM ETH pedestal	<b>6AV7466-8MA02-0AA0</b> SIMATIC IFP2200 PRO OEM ETH support arm
<b>General information</b>						
Product type designation	IFP1500 PRO HD	IFP1500 PRO HD	IFP1900 PRO HD	IFP1900 PRO HD	IFP2200 PRO	IFP2200 PRO
Short designation	Flat Panel 15" PRO Full HD multi-touch Ethernet monitor	Flat Panel 15" PRO Full HD multi-touch Ethernet monitor	Flat Panel 19" PRO Full HD ETH multi-touch ext.	Flat Panel 19" PRO Full HD ETH multi-touch ext.	Flat Panel 22" PRO ETH multi-touch ext.	Flat Panel 22" PRO ETH multi-touch ext.
<b>Display</b>						
Design of display	TFT widescreen display, LED backlighting	TFT widescreen display, LED backlighting	TFT widescreen display, LED backlighting	TFT widescreen display, LED backlighting	TFT widescreen display, LED backlighting	TFT widescreen display, LED backlighting
Screen diagonal	15.6 in	15.6 in	18.5 in	18.5 in	22 in	22 in
Screen diagonal [cm]	40 cm	40 cm	47 cm	47 cm	56 cm	56 cm
Display width	344.2 mm	344.2 mm	409.8 mm	409.8 mm	475.2 mm	475.2 mm
Display height	193.5 mm	193.5 mm	230.4 mm	230.4 mm	267.3 mm	267.3 mm
Viewing angle	160° x 140°	160° x 140°	178° x 178°	178° x 178°	170° x 160°	170° x 160°
On Screen Display (OSD) configuration	No; Adjustable by means of software	No; Adjustable by means of software	No; Adjustable by means of software	No; Adjustable by means of software	No; Adjustable by means of software	No; Adjustable by means of software
Number of colors	16 777 216; 24 bit	16 777 216; 24 bit	16 777 216; 24 bit	16 777 216; 24 bit	16 777 216; 24 bit	16 777 216; 24 bit
<b>Resolution (pixels)</b>						
• Horizontal image resolution	1 920 Pixel	1 920 Pixel	1 920 Pixel	1 920 Pixel	1 920 Pixel	1 920 Pixel
• Vertical image resolution	1 080 Pixel	1 080 Pixel	1 080 Pixel	1 080 Pixel	1 080 Pixel	1 080 Pixel
• Pixel size, horizontal	0.17925 mm	0.17925 mm	0.213 mm	0.213 mm	0.3 mm	0.3 mm
• Pixel size, vertical	0.17925 mm	0.17925 mm	0.213 mm	0.213 mm	0.3 mm	0.3 mm
<b>General features</b>						
• Detachable from computer unit	Up to 100 m Ethernet	Up to 100 m Ethernet	Up to 100 m Ethernet	Up to 100 m Ethernet	Up to 100 m Ethernet	Up to 100 m Ethernet
• Brightness/contrast	400 cd/m <sup>2</sup> / 700:1	400 cd/m <sup>2</sup> / 700:1	350 cd/m <sup>2</sup> / 1000:1	350 cd/m <sup>2</sup> / 1000:1	300 cd/m <sup>2</sup> / 1000:1	300 cd/m <sup>2</sup> / 1000:1
• non-reflective and tempered mineral glass screen	Yes	Yes	Yes	Yes	Yes	Yes
<b>Backlighting</b>						
• Type of backlighting	LED	LED	LED	LED	LED	LED
• MTBF backlighting (at 25 °C)	50 000 h; At 25°C	50 000 h; At 25°C	50 000 h; At 25°C	50 000 h; At 25°C	50 000 h; At 25°C	50 000 h; At 25°C
• Backlight dimmable	Yes; 0-100 %	Yes; 0-100 %	Yes; 0-100 %	Yes; 0-100 %	Yes; 0-100 %	Yes; 0-100 %
<b>Control elements</b>						
<b>Input device</b>						
• Integrated mouse cursor control	Yes; Also externally via USB	Yes; Also externally via USB	Yes; Also externally via USB	Yes; Also externally via USB	Yes; Also externally via USB	Yes; Also externally via USB
<b>Touch operation</b>						
• Design as touch screen			Yes; Projective-capacitive	Yes; Projective-capacitive	Yes; Projective-capacitive	Yes; Projective-capacitive
• Design as multi-touch screen	Yes; Projective-capacitive	Yes; Projective-capacitive				
• Monitor keyboard	Yes	Yes	Yes	Yes	Yes	Yes
<b>Installation type/mounting</b>						
Design	Pedestal mounting	Support arm mounting	Pedestal mounting	Support arm mounting	Pedestal mounting	Support arm mounting
Support arm mounting	No	Yes; Suitable for support arm and extension components (please refer to manual)	No	Yes; Suitable for support arm and extension components (please refer to manual)	No	Yes; Suitable for support arm and extension components (please refer to manual)
Stand mounting	Yes	No	Yes	No	Yes	No
VESA mounting	No	Yes; With VESA adapter set	No	Yes; With VESA adapter set	No	Yes; With VESA adapter set
Built-in unit	No; IP65 fully enclosed	No; IP65 fully enclosed	No; IP65 fully enclosed	No; IP65 fully enclosed	No; IP65 fully enclosed	No; IP65 fully enclosed
maximum permitted forward tilt angle from vertical	45°	45°	45°	45°	45°	45°
maximum permitted backward tilt angle from vertical	45°	45°	45°	45°	45°	45°

## PC-based Automation

Devices for special requirements  
Fully-enclosed devices with IP65

### SIMATIC Industrial Flat Panel PRO

#### Technical specifications (continued)

Article number	6AV7466-5MA01-0AA0	6AV7466-5MA02-0AA0	6AV7466-6MA01-0AA0	6AV7466-6MA02-0AA0	6AV7466-8MA01-0AA0	6AV7466-8MA02-0AA0
	SIMATIC IFP1500 PRO HD OEM ETH pedestal	SIMATIC IFP1500 PRO HD OEM ETH support arm	SIMATIC IFP1900 PRO HD OEM ETH pedestal	SIMATIC IFP1900 PRO HD OEM ETH support arm	SIMATIC IFP2200 PRO OEM ETH pedestal	SIMATIC IFP2200 PRO OEM ETH support arm
<b>Supply voltage</b>						
Type of supply voltage	24 V DC	24 V DC	24 V DC	24 V DC	24 V DC	24 V DC
Rated value (DC)	24 V; PELV / SELV floating	24 V; PELV / SELV floating	24 V; PELV / SELV floating	24 V; PELV / SELV floating	24 V; PELV / SELV floating	24 V; PELV / SELV floating
permissible range, lower limit (DC)	19.2 V	19.2 V	19.2 V	19.2 V	19.2 V	19.2 V
permissible range, upper limit (DC)	28.8 V	28.8 V	28.8 V	28.8 V	28.8 V	28.8 V
<b>Power loss</b>						
Power loss, typ.	25 W	25 W	30 W	30 W	40 W	40 W
Power loss, max.	30 W	30 W	30 W	30 W	65 W	65 W
<b>Interfaces</b>						
Number of industrial Ethernet interfaces	1; Ethernet, 1 port, RJ45	1; Ethernet, 1 port, RJ45	1; Ethernet, 1 port, RJ45	1; Ethernet, 1 port, RJ45	1; Ethernet, 1 port, RJ45	1; Ethernet, 1 port, RJ45
USB on the rear	2x onboard	2x onboard	2x onboard	2x onboard	2x onboard	2x onboard
Connection for keyboard/mouse	USB	USB	USB	USB	USB	USB
<b>Video interfaces</b>						
• DVI-D	No	No	No	No	No	No
• DisplayPort	Yes; DisplayPort V1.1	Yes; DisplayPort V1.1	Yes; DisplayPort V1.1	Yes; DisplayPort V1.1	Yes; DisplayPort V1.1	Yes; DisplayPort V1.1
<b>Touch interfaces</b>						
• USB	Yes	Yes	Yes	Yes	Yes	Yes
<b>Degree and class of protection</b>						
IP (all-round)	IP65	IP65	IP65	IP65	IP65	IP65
IP65 at front	Yes	Yes	Yes	Yes	Yes	Yes
Enclosure Type 4 at the front	Yes	Yes	Yes	Yes	Yes	Yes
Enclosure Type 4x at the front	Yes	Yes	Yes	Yes	Yes	Yes
NEMA4 at the front	Yes	Yes	Yes	Yes	Yes	Yes
NEMA4X at the front	Yes	Yes	Yes	Yes	Yes	Yes
IP65 rear	Yes	Yes	Yes	Yes	Yes	Yes
<b>Standards, approvals, certificates</b>						
CE mark	Yes	Yes	Yes	Yes	Yes	Yes
UL approval	Yes; In application process	Yes; In application process	Yes; In application process	Yes; In application process	Yes; In application process	Yes; In application process
cULus	Yes; In application process	Yes; In application process	Yes; In application process	Yes; In application process	Yes; In application process	Yes; In application process
RCM (formerly C-TICK)	Yes; In application process	Yes; In application process	Yes; In application process	Yes; In application process	Yes; In application process	Yes; In application process
KC approval	No	No	No	No	No	No
EAC (formerly Gost-R)	Yes; In application process	Yes; In application process	Yes; In application process	Yes; In application process	Yes; In application process	Yes; In application process
<b>Marine approval</b>						
• Germanischer Lloyd (GL)	No	No	No	No	No	No
• American Bureau of Shipping (ABS)	No	No	No	No	No	No
• Bureau Veritas (BV)	No	No	No	No	No	No
• Det Norske Veritas (DNV)	No	No	No	No	No	No
• Lloyds Register of Shipping (LRS)	No	No	No	No	No	No
• Nippon Kaiji Kyokai (Class NK)	No	No	No	No	No	No
• Polski Rejestr Statkow (PRS)	No	No	No	No	No	No
<b>Use in hazardous areas</b>						
• ATEX Zone 2	No	No	No	No	No	No
• ATEX Zone 22	No	No	No	No	No	No
• FM Class I Division 2	No	No	No	No	No	No



### Technical specifications (continued)

Article number	6AV7466-5MA01-0AA0 SIMATIC IFP1500 PRO HD OEM ETH pedestal	6AV7466-5MA02-0AA0 SIMATIC IFP1500 PRO HD OEM ETH support arm	6AV7466-6MA01-0AA0 SIMATIC IFP1900 PRO HD OEM ETH pedestal	6AV7466-6MA02-0AA0 SIMATIC IFP1900 PRO HD OEM ETH support arm	6AV7466-8MA01-0AA0 SIMATIC IFP2200 PRO OEM ETH pedestal	6AV7466-8MA02-0AA0 SIMATIC IFP2200 PRO OEM ETH support arm
<b>Ambient conditions</b>						
<b>Ambient temperature during operation</b>						
• min.	0 °C	0 °C	0 °C	0 °C	0 °C	0 °C
• max.	50 °C; Vertical installation (horizontal)	50 °C; Vertical installation (horizontal)	50 °C; Vertical installation (horizontal)	50 °C; Vertical installation (horizontal)	45 °C; Vertical installation (horizontal)	45 °C; Vertical installation (horizontal)
<b>Relative humidity</b>						
• Operation, max.	95 %	95 %	95 %; no condensation	95 %; no condensation	95 %; no condensation	95 %; no condensation
<b>Vibrations</b>						
• Vibration load in operation	1 gn	1 gn	1 gn	1 gn	1 gn	1 gn
• Vibration load during transport/storage	1 gn	1 gn	1 gn	1 gn	1 gn	1 gn
<b>Shock testing</b>						
• Shock load during operation	15 gn	15 gn	15 gn	15 gn	15 gn	15 gn
• Shock load during transport/storage	15 gn	15 gn	15 gn	15 gn	15 gn	15 gn
<b>Mechanics/material</b>						
Enclosure material (front)						
• Glass	Yes; at front	Yes; at front	Yes; at front	Yes; at front	Yes; at front	Yes; at front
<b>Dimensions</b>						
Width	396 mm	396 mm	462 mm	462 mm	527 mm	527 mm
Height	255 mm; Without basic adapter	255 mm	292 mm; Without basic adapter	292 mm	329 mm; Without basic adapter	329 mm
Depth	101 mm; Without basic adapter	163 mm	94 mm; Without basic adapter	163 mm	94 mm; Without basic adapter	163 mm
<b>Weights</b>						
Weight without packaging	4 kg	4 kg	5.7 kg	5.7 kg	6.7 kg	6.7 kg

## PC-based Automation

Devices for special requirements  
Fully-enclosed devices with IP65

### SIMATIC Industrial Flat Panel PRO

Ordering data	Article No.	Article No.	
<b>SIMATIC IFP1900 PRO</b> 19" (16:9) Flat Panel, multi-touch, extended version up to 30 m, 1 366 x 768 resolution, for 24 V DC DisplayPort/DVI port, IP65 all-round protection <ul style="list-style-type: none"> <li>• Prepared for pedestal and extension components</li> <li>• Prepared for support arm without extension components</li> <li>• Prepared for support arm and extension components</li> </ul>	<b>6AV7863-3MA14-1AA0</b>  <b>6AV7863-3MA15-1AA0</b>  <b>6AV7863-3MA16-1AA0</b>	<b>SIMATIC IFP1500 PRO HD ETH</b> 15" (16:9) Flat Panel, multi-touch, Ethernet up to 100 m, 1 920 x 1 080 pixels, for 24 V DC DisplayPort/Ethernet interface, fully enclosed IP65 protection, neutral design <ul style="list-style-type: none"> <li>• Prepared for pedestal and extension components</li> <li>• Prepared for support arm and extension components</li> </ul>	<b>6AV7466-5MA01-0AA0</b>  <b>6AV7466-5MA02-0AA0</b>
<b>SIMATIC IFP2200 PRO</b> 22" (16:9) Flat Panel, multi-touch, extended version up to 30 m, 1 920 x 1 080 resolution, for 24 V DC DisplayPort/DVI port, fully enclosed IP65 protection <ul style="list-style-type: none"> <li>• Prepared for pedestal and extension components</li> <li>• Prepared for support arm without extension components</li> <li>• Prepared for support arm and extension components</li> </ul>	<b>6AV7863-4MA14-1AA0</b>  <b>6AV7863-4MA15-1AA0</b>  <b>6AV7863-4MA16-1AA0</b>	<b>SIMATIC IFP1900 PRO HD ETH</b> 19" (16:9) Flat Panel, multi-touch, Ethernet up to 100 m, 1 920 x 1 080 pixels, for 24 V DC DisplayPort/Ethernet interface, fully enclosed IP65 protection, neutral design <ul style="list-style-type: none"> <li>• Prepared for pedestal and extension components</li> <li>• Prepared for support arm and extension components</li> </ul>	<b>6AV7466-6MA01-0AA0</b>  <b>6AV7466-6MA02-0AA0</b>
		<b>SIMATIC IFP2200 PRO HD ETH</b> 22" (16:9) Flat Panel, multi-touch, Ethernet up to 100 m, 1 920 x 1 080 pixels, for 24 V DC DisplayPort/Ethernet interface, fully enclosed IP65 protection, neutral design <ul style="list-style-type: none"> <li>• Prepared for pedestal and extension components</li> <li>• Prepared for support arm and extension components</li> </ul>	<b>6AV7466-8MA01-0AA0</b>  <b>6AV7466-8MA02-0AA0</b>

#### Note:

As in the case of the Flat Panel PRO, adaptation to support arm/pedestal systems is possible using the basic adapter. This is included in the scope of supply (only in the case of the "prepared for support arm and extension components" version is the basic adapter not included, as the connection is made via a round tube).

For the version "prepared for support arm and extension components", installation can alternatively take place with the Siemens flange mount or with a standard 48 mm diameter round tube.

The flange mount enables the transition from a round tube connection to the familiar mechanical interface of the basic adapter. This means you can combine different versions of the PRO devices with the same support arm or pedestal system.

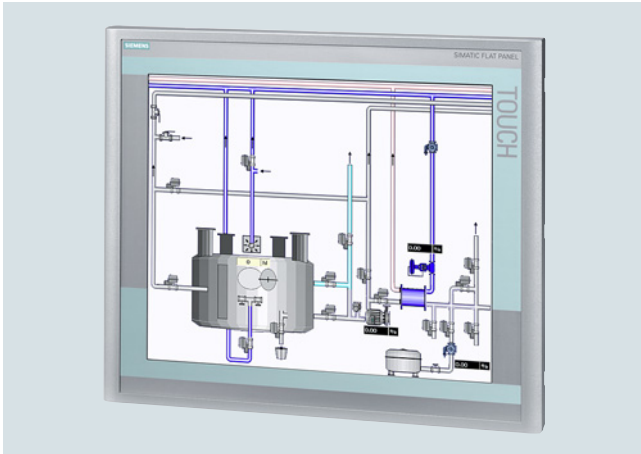
More information is available on the Internet at:

<http://www.siemens.com/ip65-hmi-devices>

#### Note:

Do you require a specific modification or extension to the products described here? Then look up "Customized products", where you will find information about additional sector-specific products that can be ordered as well as about options for customer-specific modification and adaptation.

## Overview



SIMATIC Flat Panel Monitor PRO 19"



SIMATIC Flat Panel Monitor PRO 15" with expansion unit (rear view)

## Technical specifications

Article number	<b>6AV7861-5TB10-1BA0</b>	<b>6AV7861-6TB10-1BA0</b>
	SIMATIC FLAT PANEL PRO 15 AC/DC	SIMATIC FLAT PANEL PRO 19T
<b>General information</b>		
Product type designation	PRO	PRO
<b>Display</b>		
Design of display	TFT	TFT
Screen diagonal	15 in	19 in
Display width	304.1 mm	376.3 mm
Display height	228.1 mm	301.1 mm
Viewing angle	160° x 160°	160° x 160°
On Screen Display (OSD) configuration	Yes	Yes
Number of colors	16 000 000; 16.7 million	16 000 000; 16.7 million
<b>Resolution (pixels)</b>		
• Horizontal image resolution	1 024 Pixel	1 280 Pixel
• Vertical image resolution	768 Pixel	1 024 Pixel
<b>General features</b>		
• Brightness/contrast	> 260 cd/m <sup>2</sup> / 350:1	> 300 cd/m <sup>2</sup> / 300:1
<b>Control elements</b>		
<b>Input device</b>		
• Integrated mouse cursor control	No	No
<b>Touch operation</b>		
• Design as touch screen	Yes	Yes
<b>Installation type/mounting</b>		
Rack mounting	No	No
VESA mounting	Yes	Yes

## PC-based Automation

Devices for special requirements  
Fully-enclosed devices with IP65

### SIMATIC Flat Panel PRO

#### Technical specifications (continued)

Article number	6AV7861-5TB10-1BA0 SIMATIC FLAT PANEL PRO 15 AC/DC	6AV7861-6TB10-1BA0 SIMATIC FLAT PANEL PRO 19T
<b>Supply voltage</b>		
Type of supply voltage	AC/DC	AC/DC
permissible range, lower limit (DC)	19.2 V	19.2 V
permissible range, upper limit (DC)	28.8 V	28.8 V
permissible range, lower limit (AC)	90 V	90 V
permissible range, upper limit (AC)	264 V	264 V
<b>Degree and class of protection</b>		
IP (at the front)	IP65	IP65
IP54 at front	Yes	Yes
IP65 at front	Yes	Yes
IP20 rear	Yes	Yes
IP65 rear	Yes	Yes
<b>Standards, approvals, certificates</b>		
UL approval	Yes	Yes
EAC (formerly Gost-R)	No	No
SIBE safety certification	No	No
<b>Marine approval</b>		
• Germanischer Lloyd (GL)	No	No
• American Bureau of Shipping (ABS)	No	No
• Bureau Veritas (BV)	No	No
• Det Norske Veritas (DNV)	No	No
• Lloyds Register of Shipping (LRS)	No	No
• Polski Rejestr Statkow (PRS)	No	No
<b>Ambient conditions</b>		
<b>Ambient temperature during operation</b>		
• min.	0 °C	
• max.	45 °C	
<b>Dimensions</b>		
Width of the housing front	400 mm	483 mm
Height of housing front	310 mm	400 mm
Overall depth	98.5 mm	112.5 mm

#### Ordering data

#### Article No.

SIMATIC Flat Panel PRO 15" Touch	6AV7861-5TB10-1BA0
SIMATIC Flat Panel PRO 19" Touch	6AV7861-6TB10-1BA0

#### Note:

An adapter plate is required for mounting on the support arm systems of well-known manufacturers; see "Accessories for fully-enclosed HMI devices".

More information is available on the Internet at:

<http://www.siemens.com/ip65-hmi-devices>

#### Note:

Do you require a specific modification or extension to the products described here? Under "Customized products" you can find information about additional and generally available products for the sector, and about the possibilities for customized modification and adaptation.

### Overview



#### **SIMATIC Industrial Thin Client PRO**

SIMATIC Industrial Thin Client PRO with capacitive multi-touch display is suitable for mounting directly on the support arm/ pedestal.

### Ordering data

### Article No.

#### **SIMATIC Industrial Thin Client PRO**

**SIMATIC ITC1500 V3 PRO**  
Industrial Thin Client  
15" widescreen TFT display  
Capacitive touch sensor  
Supported protocols: RDP, VNC, SMARTSERVER HTML5, etc.  
Standard design

- Pedestal mounting
- Prepared for support arm without extension components
- Prepared for support arm with extension components

**6AV6646-1BB15-0AA0**

**6AV6646-1BC15-0AA0**

**6AV6646-1BD15-0AA0**

#### **SIMATIC ITC1900 V3 PRO**

Industrial Thin Client  
19" widescreen TFT display  
Capacitive touch sensor  
Supported protocols: RDP, VNC, SMARTSERVER HTML5, etc.  
Standard design

- Pedestal mounting
- Prepared for support arm without extension components
- Prepared for support arm with extension components

**6AV6646-1BB18-0AA0**

**6AV6646-1BC18-0AA0**

**6AV6646-1BD18-0AA0**

#### **SIMATIC ITC2200 V3 PRO**

Industrial Thin Client  
22" widescreen TFT display  
Capacitive touch sensor  
Supported protocols: RDP, VNC, SMARTSERVER HTML5, etc.  
Standard design

- Pedestal mounting
- Prepared for support arm without extension components
- Prepared for support arm with extension components

**6AV6646-1BB22-1AA0**

**6AV6646-1BC22-1AA0**

**6AV6646-1BD22-1AA0**

#### Note:

An adapter plate is required for mounting on the support arm systems of well-known manufacturers; see "Accessories for fully-enclosed HMI devices".

### More information

More information is available on the Internet at:

<http://www.siemens.com/ip65-hmi-devices>

#### Note:

Do you require a specific modification or extension to the products described here? Under "Customized products" you can find information about additional and generally available products for this sector and options for customized modification and adaptation.

## PC-based Automation

Devices for special requirements  
Fully-enclosed devices with IP65

### SIMATIC Thin Client PRO

#### Overview



Thin Client PRO 15 inch

#### Technical specifications

Article number	<b>6AV6646-2AB21-2AX0</b> SIMATIC THIN CLIENT PRO 15" TOUCH
<b>General information</b>	
Product type designation	PRO
<b>Display</b>	
Design of display	TFT
Screen diagonal	15.1 in
<b>Resolution (pixels)</b>	
• Horizontal image resolution	1 024 Pixel
• Vertical image resolution	768 Pixel
<b>Backlighting</b>	
• MTBF backlighting (at 25 °C)	50 000 h
<b>Control elements</b>	
Control elements	Touch screen
<b>Keyboard fonts</b>	
• System keys	No
<b>Touch operation</b>	
• Design as touch screen	Yes; analog, resistive
<b>Connection type</b>	
• Type of connection for mouse/ keyboard/barcode reader	USB / USB
<b>Installation type/mounting</b>	
maximum permissible angle of inclination without external ventilation	45°
<b>Supply voltage</b>	
Type of supply voltage	DC
<b>Processor</b>	
Processor type	ARM, 266 MHz
<b>Memory</b>	
Type of memory	Flash / RAM
<b>Interfaces</b>	
Interfaces/bus type	1 x Ethernet (RJ45)
Number of USB interfaces	1
<b>Industrial Ethernet</b>	
• Industrial Ethernet interface	1 x Ethernet (RJ45)
<b>Protocols</b>	
<b>WEB characteristics</b>	
• HTTP	Yes
• HTML	Yes
• CSS	Yes
<b>Protocols (terminal link)</b>	
• Sm@rtServer	Yes
• RDP	Yes

### Technical specifications (continued)

Article number	<b>6AV6646-2AB21-2AX0</b> SIMATIC THIN CLIENT PRO 15" TOUCH
<b>EMC</b>	
<b>Emission of radio interference acc. to EN 55 011</b>	
<ul style="list-style-type: none"> <li>Limit class A, for use in industrial areas</li> </ul>	Yes; EN 61000-6-4, interference emission: Intended for use in industrial areas.
<b>Degree and class of protection</b>	
IP (at the front)	IP65
NEMA (front)	NEMA 4x, NEMA 12 (when installed)
IP (rear)	IP65
<b>Standards, approvals, certificates</b>	
Certifications	CE, cULus, C-TICK, NEMA 4x (Enclosure Type 4X, Type 12), NEMA 12
cULus	Yes
EMC	The product is designed for use in industrial environments. When used in residential areas, the emission of radio interference according to limit class B of EN 55011 must be ensured. For further information refer to the user documentation
Suitable for safety functions	No
<b>Ambient conditions</b>	
<b>Ambient temperature during operation</b>	
<ul style="list-style-type: none"> <li>min.</li> <li>max.</li> </ul>	0 °C 45 °C
<b>Ambient temperature during storage/transportation</b>	
<ul style="list-style-type: none"> <li>min.</li> <li>max.</li> </ul>	-20 °C 60 °C
<b>Relative humidity</b>	
<ul style="list-style-type: none"> <li>Operation, max.</li> </ul>	85 %; Storage
<b>Languages</b>	
<b>Online languages</b>	
<ul style="list-style-type: none"> <li>Number of online/runtime languages</li> </ul>	2
<b>Dimensions</b>	
Width of the housing front	400 mm
Height of housing front	310 mm
<b>Weights</b>	
Weight (without packaging)	6.5 kg

### Ordering data

### Article No.

SIMATIC Thin Client PRO

SIMATIC Thin Client PRO  
15" Touch

6AV6646-2AB21-2AX0

#### Note:

An adapter plate is required for mounting on the support arm systems of well-known manufacturers; see "Accessories for fully-enclosed HMI devices".

### More information

Additional information is available on the Internet at:

<http://www.siemens.com/ip65-hmi-devices>

#### Note:

Do you require a specific modification or extension to the products described here? Under "Customized products" you can find information about additional and generally available products for the sector, and about the possibilities for customized modification and adaptation.



## PC-based Automation

Devices for special requirements  
Fully-enclosed devices with IP65

### SIMATIC IPC477E PRO

#### Overview

##### SIMATIC IPC477E PRO

The fully-enclosed IP65-protected SIMATIC IPC477E PRO in 15", 19" and 22" versions extends the portfolio of PRO devices.

The robust aluminum housing allows it to be used directly on the machine even in harsh environmental conditions.

The operating unit can either be mounted on a pedestal or connected to a support arm system from above.

#### Technical specifications

Article number	<b>6AV7251-.....-....</b> SIMATIC IPC477E PRO
<b>Installation type/mounting</b>	
maximum permissible installation angle +/-	±45 °
<b>Supply voltage</b>	
Type of supply voltage	24 V DC
<b>Processor</b>	
Processor type	Celeron G3902 (2C/2T, 1.6 GHz, 2 MB Cache); Core i3-6102E (2C/4T, 1.9 GHz, 3 MB Cache); Core i5-6442EQ (4C/4T, 1.9 (2.7) GHz, 6 MB Cache, iAMT); Xeon E3-1505L v5 (4C/8T, 2.0 (2.8) GHz, 8 MB Cache, iAMT)
<b>Graphic</b>	
Graphics controller	Intel HD graphics controller
<b>Drives</b>	
Optical drives SSD	possible as external drive via USB Yes; 1x 80 GB, 1x 240 GB SSD, 1x 480 GB SSD
<b>Memory</b>	
Main memory	4 GB to 16 GB, ECC optional
<b>Interfaces</b>	
Number of industrial Ethernet interfaces	3x Ethernet (RJ45)
Number of PROFINET interfaces	1
USB port	4x USB 3.0 onboard (rear)
Connection for keyboard/mouse serial interface	USB / USB Without / 2x COM (RS 232 / 422 / 485), selectable in the BIOS
<b>Video interfaces</b>	
• Graphics interface	2x DisplayPort
<b>Industrial Ethernet</b>	
• Industrial Ethernet interface	3x Ethernet (RJ45)
- 100 Mbps	Yes
- 1000 Mbps	Yes
<b>Integrated Functions</b>	
<b>Monitoring functions</b>	
• Temperature monitoring	Yes
• Watchdog	Yes

Article number	<b>6AV7251-.....-....</b> SIMATIC IPC477E PRO
<b>Degree and class of protection</b>	
IP65 (all-round)	Yes; IP65 fully enclosed
<b>Standards, approvals, certificates</b>	
Approval	CE, cULus (508)
CE mark	Yes
UL approval	Yes
• UL 508	Yes
cULus	Yes
KC approval	Yes
EAC (formerly Gost-R)	No
EMC	CE, EN 61000-6-4; CISPR 22 Class A; FCC Class A
<b>Ambient conditions</b>	
<b>Ambient temperature during operation</b>	
• Ambient temperature during operation	5 to +45°C
<b>Relative humidity</b>	
• Relative humidity	Tested according to IEC 60068-2-78, IEC 60068-2-30: Operation: 5 % to 85 % at 30 °C (no condensation), storage / transport: 5 % to 95 % at 25 / 55 °C (no condensation)
<b>Vibrations</b>	
• Vibration resistance during operation acc. to IEC 60068-2-6	Tested to DIN IEC 60068-2-6: 10 Hz to 58 Hz: 0.075 mm, 58 Hz to 200 Hz: 9.8 m/s <sup>2</sup> (1 g)
<b>Shock testing</b>	
• Shock load during operation	Tested according to IEC 60068-2-27, IEC 60068-2-29: half-sine: 50 m/s <sup>2</sup> (5 g), 30 ms, 100 shocks per axis
<b>Operating systems</b>	
Operating system	Windows 7 Ultimate (Multi-Language) 64-bit, Windows Embedded Standard 7 E/P 32-bit / 64-bit, Windows 10
pre-installed operating system	Yes
Additional info on operating system	Multi-Language: GER, ENG, ITAL, FR, SP, KOR, CHN (Traditional), CHN (Simplified), JPN - not with XPe
without operating system	Yes; Optional
<b>pre-installed operating system</b>	
• Windows 7	Ultimate 64 bit
• Windows 10 IoT Enterprise	Windows 10 IoT Enterprise 2016 LTSB (64-bit) MUI

Ordering data	Article No.	Article No.
<b>SIMATIC IPC477E PRO <sup>1)</sup></b>	<b>6AV7251-</b>	<b>6AV7251-</b>
<u>CPU and fieldbus</u>		<u>Operating system</u>
<ul style="list-style-type: none"> <li>Celeron G3902E; 3x Gigabit Ethernet (IE/PN)</li> <li>Core i3-6102E; 3x Gigabit Ethernet (IE/PN)</li> <li>Core i5-6442EQ; 3x Gigabit Ethernet (IE/PN)</li> <li>XEON E3-1505L; 3x Gigabit Ethernet (IE/PN)</li> </ul>	1 3 5 7	<ul style="list-style-type: none"> <li>Without operating system</li> <li>Windows Embedded Standard 7 SP1, English, 32-bit</li> <li>Windows Embedded Standard 7 SP1, English, 64-bit</li> <li>Windows Embedded Standard 7 P SP1, MUI, 64-bit, multi-touch</li> <li>Windows 7 Ultimate SP1, 64-bit, MUI (en, de, fr, it, es)</li> <li>Windows 7 Ultimate SP1, 32-bit, MUI (en, de, fr, it, es)</li> <li>Windows 10 IoT Enterprise 2016 LTSB (64-bit) for Celeron, I3 and I5</li> <li>Windows 10 IoT Enterprise 2016 LTSB (64-bit) for Xeon</li> </ul>
<u>Operator control unit</u>		<u>Mass storage, external</u>
<ul style="list-style-type: none"> <li>15" multi-touch (1 366 x 768), for support arm (not expandable, flange on top)</li> <li>15" multi-touch (1 366 x 768), for pedestal (expandable, flange below)</li> <li>15" multi-touch (1 366 x 768), for support arm (expandable, round tube)</li> <li>19" multi-touch (1 366 x 768), for support arm (not expandable, flange on top)</li> <li>19" multi-touch (1 366 x 768), for pedestal (expandable, flange below)</li> <li>19" multi-touch (1 366 x 768), for support arm (expandable, round tube)</li> <li>22" multi-touch (1 920 x 1 080), for support arm (not expandable, flange on top)</li> <li>22" multi-touch (1 920 x 1 080), for pedestal (expandable, flange below)</li> <li>22" multi-touch (1 920 x 1 080), for support arm (expandable, round tube)</li> </ul>	B C D E F G H J K	<ul style="list-style-type: none"> <li>Without external mass storage</li> <li>CFast 2 GB, without operating system</li> <li>CFast 4 GB, without operating system</li> <li>CFast 8 GB (only optionally with operating system/software if no internal mass storage or HDD)</li> <li>CFast 16 GB (only optionally with operating system/software if no internal mass storage or HDD)</li> <li>CFast 30 GB (only optionally with operating system/software, if no internal mass storage or HDD)</li> </ul>
<u>Work memory/NVRAM</u>		<u>Mass storage, internal</u>
<ul style="list-style-type: none"> <li>4 GB</li> <li>8 GB</li> <li>16 GB</li> <li>8 GB with ECC</li> <li>16 GB with ECC</li> <li>4 GB and NVRAM</li> <li>8 GB and NVRAM</li> <li>16 GB and NVRAM</li> <li>8 GB with ECC and NVRAM</li> <li>16 GB with ECC and NVRAM</li> </ul>	A B C D E F G H J K	<ul style="list-style-type: none"> <li>Without internal mass storage</li> <li>240 GB solid-state drive SATA</li> <li>480 GB solid-state drive SATA</li> </ul>
<u>Expansions/interface</u>		<u>SIMATIC software pre-installed (bundles)</u>
<ul style="list-style-type: none"> <li>No RS 232/485, without PCIe</li> <li>Two RS 232/RS 485, without PCIe</li> <li>No RS 232 without PCIe with ATEX/IECEX Cat 3G Zone 2 / cULus Class I Div. 2</li> <li>Two RS 232 without PCIe with ATEX/IECEX Cat 3G Zone 2 / cULus Class I Div. 2</li> </ul>	0 3 5 6	<ul style="list-style-type: none"> <li>Without SIMATIC software</li> </ul>
		<u>Power supply</u>
		<ul style="list-style-type: none"> <li>24 V DC industrial power supply</li> <li>24 V DC industrial power supply and TPM <sup>2)</sup> (not for China or Russia)</li> </ul>

<sup>1)</sup> IPC477E PRO as "built to order" version (max. delivery time 15 working days).

<sup>2)</sup> TPM = Trusted Platform Module

**Note:**

As with the existing 4:3 IPC477C/D PRO devices, adaptation to different support arm/pedestal systems is by means of the basic adapter. The basic adapter is included in the scope of supply (except in the case of the "prepared for support arm and extension components" version, as the connection is made via a round tube). For the version "prepared for support arm and extension components", installation can alternatively take place with the Siemens flange mount or with a standard 48 mm diameter round tube. The flange mount enables the transition from a round tube connection to the familiar mechanical interface of the basic adapter. This means you can combine different versions of the PRO devices with the same support arm or pedestal system.

More information is available on the Internet at:

<http://www.siemens.com/ip65-hmi-devices>

Do you need a specific modification or option for the products described here? If so, refer to "Customized Automation", where you will find information about additional and generally available sector-specific products as well as options for customer-specific modifications and adaptations.

## PC-based Automation

Devices for special requirements  
Fully-enclosed devices with IP65

### SIMATIC IPC477D PRO

#### Overview



IPC Pro, IFP Pro



IPC Pro, rear view

#### ***SIMATIC IPC477D PRO: The new Multitouch Panel PC with all-round IP65 protection – powerful, maintenance-free, and can be installed directly at the machine***

The IPC477D PRO in 15", 19" and 22" widescreen format extends the portfolio of glass-fronted devices. The rugged aluminum housing of the SIMATIC Panel PC enables it to be used directly at the machine and guarantees durability, even in harsh and extreme operating environments.

- All-round IP65 protection
- Embedded PC platform with extremely high industrial compatibility for demanding tasks in the field of PC-based automation
- Rugged, industrial 15", 19", and 22" widescreen displays (Multitouch)
- Maintenance-free (no rotating components such as fan and hard disk)
- Rugged construction: The PC is resistant to severe mechanical stress and is extremely reliable in operation.
- Slim, modern design
- Battery-independent retentive memory onboard
- Can be adapted to support arm system of various manufacturers
- Integration of operator controls in the new Extension Units (coming soon)
- High degree of investment security
- Fast integration capability

The IPC477D PRO 15", 19" and 22" Panel PCs are available in three different versions, depending on the application:

- Prepared for support arm and extension components (mounting by means of standard 48 mm round tube or Siemens flange adapter)
- Prepared for support arm without extension components (mounting by means of basic adapter, included in scope of supply)
- Prepared for pedestal/extension components (mounting by means of basic adapter, included in scope of supply)

## Technical specifications

Article number	<b>6AV7250-.....-...0</b> SIMATIC IPC 477D PRO	<b>6AV7250-.....-...8</b> SIMATIC IPC 477D PRO WITH TPM
<b>Installation type/mounting</b>		
Design	Panel PC on pedestal or supporting arm	
maximum permissible installation angle +/-	±45 °	±45 °
<b>Supply voltage</b>		
Type of supply voltage	24 V DC	24 V DC
<b>Line frequency</b>		
• Rated value 50 Hz	Yes	
• Rated value 60 Hz	Yes	
<b>Processor</b>		
Processor type	Intel Core i7-3517UE Intel Core i3-3217UE Intel Celeron 827E	Intel Core i7-3517UE Intel Core i3-3217UE Intel Celeron 827E
<b>Graphic</b>		
Graphics controller	Intel HD graphics controller	
<b>Drives</b>		
Optical drives	possible as external drive via USB	possible as external drive via USB
Hard disk	2.5" SATA hard disk, at least 320 GB	
SSD	Yes; 1x 80 GB, 1x 240 GB SSD, 1x 480 GB SSD	Yes; 1x ≥ 80 GB; 2.5" SATA-SSD / CFAST 2 ... 16 GB
<b>Memory</b>		
Type of memory	DDR3-SDRAM	
Main memory	1 GB to 8 GB	1 GB
<b>Data areas and their retentivity</b>		
Retentive data area (incl. timers, counters, flags), max.	512 kbyte; 128 KB can be stored in the buffer time; optional	
<b>Interfaces</b>		
PROFIBUS/MPI	1 x CP5611-compatible; alternatively: 1 x CP 1616 onboard with 3 ports	1 x CP5611-compatible; alternatively: 1 x CP 1616 onboard with 3 ports
Number of PROFINET interfaces	1; 3 ports (incl. switch)	1; 3 ports (incl. switch)
USB port	4x USB 3.0 onboard (rear)	4x USB 3.0 onboard (rear)
Connection for keyboard/mouse serial interface	USB / USB COM1 (RS232)	USB / USB COM1 (RS232)
<b>Video interfaces</b>		
• Graphics interface	1x DVI, 1x DisplayPort	1x DVI, 1x DisplayPort
<b>Industrial Ethernet</b>		
• Industrial Ethernet interface	2 x Ethernet (RJ45)	2 x Ethernet (RJ45)
- 100 Mbps	Yes	Yes
- 1000 Mbps	Yes	Yes
<b>Integrated Functions</b>		
<b>Monitoring functions</b>		
• Temperature monitoring	Yes	Yes
• Watchdog	Yes	Yes
<b>Degree and class of protection</b>		
IP65 (all-round)	Yes; IP65 fully enclosed	Yes; IP65 fully enclosed

## PC-based Automation

Devices for special requirements

Fully-enclosed devices with IP65

### SIMATIC IPC477D PRO

#### Technical specifications (continued)

Article number	6AV7250-.....-...0	6AV7250-.....-...8
	SIMATIC IPC 477D PRO	SIMATIC IPC 477D PRO WITH TPM
<b>Standards, approvals, certificates</b>		
Approval	CE, cULus (508)	CE, cULus (508)
CE mark	Yes	Yes
cULus	Yes	Yes
KC approval	Yes	Yes
EAC (formerly Gost-R)	Yes	Yes
EMC	CE, EN 55011, EN 61000-6-4, EN 61000-6-2	CE, EN 55011, EN 61000-6-4, EN 61000-6-2
<b>Marine approval</b>		
• Germanischer Lloyd (GL)	Yes	
• American Bureau of Shipping (ABS)	Yes	
• Bureau Veritas (BV)	Yes	
• Det Norske Veritas (DNV)	Yes	
• Lloyds Register of Shipping (LRS)	Yes	
• Nippon Kaiji Kyokai (Class NK)	Yes	
<b>Ambient conditions</b>		
<b>Ambient temperature during operation</b>		
• Ambient temperature during operation	5 to +45°C	5 to +45°C
<b>Relative humidity</b>		
• Relative humidity	Tested according to IEC 60068-2-78, IEC 60068-2-30: Operation: 5 % to 85 % at 30 °C (no condensation), storage / transport: 5 % to 95 % at 25 / 55 °C (no condensation)	Tested according to IEC 60068-2-78, IEC 60068-2-30: Operation: 5 % to 85 % at 30 °C (no condensation), storage / transport: 5 % to 95 % at 25 / 55 °C (no condensation)
<b>Vibrations</b>		
• Vibration resistance during operation acc. to IEC 60068-2-6	Tested to DIN IEC 60068-2-6: 10 Hz to 58 Hz: 0.075 mm, 58 Hz to 200 Hz: 9.8 m/s <sup>2</sup> (1 g)	Tested to DIN IEC 60068-2-6: 10 Hz to 58 Hz: 0.075 mm, 58 Hz to 200 Hz: 9.8 m/s <sup>2</sup> (1 g)
<b>Shock testing</b>		
• Shock load during operation	Tested to DIN IEC 60068-2-29: 50 m/s <sup>2</sup> (5 g), 30 ms, 100 shocks	Tested to DIN IEC 60068-2-29: 50 m/s <sup>2</sup> (5 g), 30 ms, 100 shocks
<b>Operating systems</b>		
Operating system	Windows 7 Ultimate (Multi-Language) 32-bit / 64-bit, Windows Embedded Standard 7 32-bit / 64-bit	Windows 7 Ultimate (Multi-Language) 32-bit / 64-bit, Windows Embedded Standard 7 32-bit / 64-bit
pre-installed operating system	Yes	Yes
Additional info on operating system		Multi-Language: GER, ENG, ITAL, FR, SP, KOR, CHN (Traditional), CHN (Simplified), JPN - not with XPe
without operating system	Yes	Yes; Optional
<b>Dimensions</b>		
Width	475 mm	475 mm
Height	296 mm; Without basic adapter	296 mm; Without basic adapter
Depth	98 mm; Without basic adapter	98 mm; Without basic adapter

Ordering data	Article No.	Article No.	
<b>SIMATIC IPC477D PRO<sup>1)</sup></b>	<b>6AV7250 -</b>	<b>SIMATIC IPC477D PRO<sup>1)</sup></b>	
<u>Processors and fieldbus</u>		<u>Work memory/NVRAM</u>	
<ul style="list-style-type: none"> <li>Celeron U827E (1C/1T, 1.4 GHz, 1.5 MB cache); 2 x Gigabit Ethernet (IE/PN)</li> <li>Celeron U827E (1C/1T, 1.4 GHz, 1.5 MB cache); 2 x Gigabit Ethernet (IE/PN); PROFIBUS DP12</li> <li>Core i3-3217UE (2C/4T, 1.6 GHz, 3 MB cache); 2 x Gigabit Ethernet (IE/PN)</li> <li>Core i3-3217UE (2C/4T, 1.6 GHz, 3 MB cache); 2 x Gigabit Ethernet (IE/PN); PROFIBUS DP12</li> <li>Core i3-3217UE (2C/4T, 1.6 GHz, 3 MB cache); 1 x Gigabit Ethernet (IE/PN); 1 x PROFINET (IRT, 3 ports)</li> <li>Core i7-3517UE (2C/4T, 1.7 (2.8) GHz, 4 MB cache); 2 x Gigabit Ethernet (IE/PN)</li> <li>Core i7-3517UE (2C/4T, 1.7 (2.8) GHz, 4 MB cache); 2 x Gigabit Ethernet (IE/PN); PROFIBUS DP12</li> <li>Core i7-3517UE (2C/4T, 1.7 (2.8) GHz, 4 MB cache); 1 x Gigabit Ethernet (IE/PN); 1 x PROFINET (IRT, 3 ports)</li> </ul>	0 1 3 4 5 6 7 8	<ul style="list-style-type: none"> <li>2 GB</li> <li>4 GB</li> <li>8 GB</li> <li>2 GB and NVRAM</li> <li>4 GB and NVRAM</li> <li>8 GB and NVRAM</li> </ul>	B C D K L M
<u>Operator control unit</u>		<u>Expansions (HW)</u>	
<ul style="list-style-type: none"> <li>15" multi-touch (1 366 x 768) prepared for support arm without extension components (flange on top)</li> <li>15" multi-touch (1 366 x 768) prepared for pedestal/extension components (flange at bottom)</li> <li>15" multi-touch (1 366 x 768) prepared for support arm and extension components (round tube)</li> <li>19" multi-touch (1 366 x 768) prepared for support arm without extension components (flange on top)</li> <li>19" multi-touch (1 366 x 768) prepared for pedestal/extension components (flange at bottom)</li> <li>19" multi-touch (1 366 x 768) prepared for support arm and extension components (round tube)</li> <li>22" multi-touch (1 920 x 1 080) prepared for support arm without extension components (flange on top)</li> <li>22" multi-touch (1 920 x 1 080) prepared for pedestal/extension components (flange at bottom)</li> <li>22" multi-touch (1 920 x 1 080) prepared for support arm and extension components (round tube)</li> </ul>	B C D E F G H J K	<ul style="list-style-type: none"> <li>1 x RS 232</li> </ul>	0
		<u>Operating system</u>	
		<ul style="list-style-type: none"> <li>Without operating system</li> <li>Windows Embedded Standard 7 Professional, 32-bit, MUI</li> <li>Windows Embedded Standard 7 SP1, English, 32-bit</li> <li>Windows Embedded Standard 7 SP1, English, 64-bit</li> <li>Windows 7 Ultimate SP1, 32-bit, MUI (en, de, fr, it, es)</li> <li>Windows 7 Ultimate SP1, 64-bit, MUI (en, de, fr, it, es)</li> </ul>	0 3 4 5 6 7
		<u>Externally accessible mass storage (without operating system):</u>	
		<ul style="list-style-type: none"> <li>Without external mass storage</li> <li>CFAST 2 GB, without software</li> <li>CFAST 4 GB</li> <li>CFAST 8 GB</li> <li>CFAST 16 GB</li> </ul>	0 1 2 3 4
		<u>Mass storage, internal</u>	
		<ul style="list-style-type: none"> <li>Without internal mass storage</li> <li>CFAST 2 GB</li> <li>CFAST 4 GB</li> <li>CFAST 8 GB</li> <li>CFAST 16 GB</li> <li>SSD 240 GB Standard</li> <li>SSD 480 GB Standard</li> </ul>	A B C D E P R
		<u>Software</u>	
		<ul style="list-style-type: none"> <li>Without SIMATIC software</li> </ul>	A
		<u>Power supply</u>	
		<ul style="list-style-type: none"> <li>24 V DC industrial power supply</li> <li>24 V DC industrial power supply and TPM<sup>2)</sup> (not for China or Russia)</li> </ul>	0 8

**Note:**

As with the existing 4:3 IPC477C PRO devices, adaptation to different support arm/pedestal systems is by means of the basic adapter. The basic adapter is included in the scope of supply (except in the case of the "prepared for support arm and extension components" version, as the connection is made via a round tube).

For the version "prepared for support arm and extension components", installation can alternatively take place with the Siemens flange mount or with a standard 48 mm diameter round tube. The flange mount enables the transition from a round tube connection to the familiar mechanical interface of the basic adapter. This means you can combine different versions of the PRO devices with the same support arm or pedestal system.

<sup>1)</sup> IPC477D PRO as "built to order" version (max. delivery time 15 working days).

<sup>2)</sup> TPM = Trusted Platform Module

Additional information is available on the Internet at:

<http://www.siemens.com/ip65-hmi-devices>

## PC-based Automation

Devices for special requirements

Fully enclosed devices with IP65

### System components for fully-enclosed IP65 devices

#### Overview

##### **System components for fully-enclosed IP65 devices**

System components for PRO devices are only suitable for SIMATIC HMI/IPC PRO devices. In combination with the SIMATIC HMI PRO basic devices, these components enable easy adaptation to individual customer requirements for operation and monitoring at the machine level, as well as offering a versatile and attractive solution for visualization and automation without a control cabinet.

The following system components are available:

- Fasteners
  - Adapter sets
  - Basic adapters
  - Flange mount
- Extension Units and operator controls
- Extension components
  - Stainless steel keyboard
  - Tool and keyboard tray
  - USB interface for PRO devices



**Overview****Fasteners**Adapter sets, basic adapters and flange mount

The fasteners are required for connecting the SIMATIC HMI PRO device with the support arm head of the respective support arm system.

Since the support arm head is connected directly to the device, there is complete flexibility in the choice of support arm components.

Adapter sets are available for the VESA 75 and VESA 100 systems.

Further adapter sets can be obtained directly from the respective support arm manufacturers:

- Bernstein
- Rittal
- Rose
- Haseke and
- Rolec

For the 4:3 and 16:9 variants, basic adapters are available according to design:

- The basic adapter is included in the scope of supply of the device for 4:3 systems (dark gray)
- The basic adapter is included in the scope of supply of the device for 16:9 systems (silver) (the basic adapter is included in the scope of supply as a matter of principle. It is excluded only from the version "prepared for support arm and extension components", because connection is made via a round tube.)

For the version "prepared for support arm and extension components" of the 16:9 PRO devices, installation can alternatively take place with the Siemens flange mount or with a standard 48 mm diameter round tube. The flange mount enables the transition from a round tube connection to the familiar mechanical interface of the basic adapter. This means you can combine different versions of the PRO devices with the same support arm or pedestal system.

**Technical specifications**

Article number	<b>6AV7674-1KA00-0AA0</b> BASIC ADAPTER FOR HMI/ IPC PRO (16:9)
<b>General information</b>	
Product type designation	Basic adapter
<b>Other</b>	
Merchandise	Yes
Manufacturer name	SIEMENS AG
Manufacturer's address	Gleiwitzerstraße 555, 90475 Nuremberg, Germany
Article number	<b>6AV7674-1KF00-0AA0</b> FLANGE MOUNT FOR PRO DEVICES
<b>General information</b>	
Product type designation	Flange mount
<b>Installation type/mounting</b>	
Mounting	For the transition from a size 48 round tube to a flange plate (compatible with basic adapter interface).
<b>Degree and class of protection</b>	
IP65 (all-round)	Yes; IP65 when installed
<b>Mechanics/material</b>	
Material	Steel, powder coating in RAL 9006
<b>Dimensions</b>	
Width	76.3 mm; Width of flange plate, distance between holes 40 mm
Height	168 mm; Round tube and flange plate
Depth	80 mm; Depth of flange plate, distance between holes 63 mm
Enclosure diameter	48.3 mm; Round tube in interface area
<b>Weights</b>	
Weight without packaging	900 g
<b>Scope of supply</b>	
Delivery quantity in pieces	1
<b>Other</b>	
Target devices	Suitable for PRO devices, prepared for support arm and extension components (round tube connection)
Article number	<b>6AV7674-0KA00-0AA0</b> BASIC ADAPTER FOR FULLY-ENCLOSED HMI
<b>General information</b>	
Product type designation	Basic adapter
<b>Other</b>	
Merchandise	Yes
Manufacturer name	SIEMENS AG
Manufacturer's address	Gleiwitzerstraße 555, 90475 Nuremberg, Germany

## PC-based Automation

Devices for special requirements

System components for fully-enclosed IP65 devices

### Fasteners

#### Technical specifications (continued)

Article number	<b>6AV7674-0KD00-0AA0</b>	<b>6AV7674-0KE00-0AA0</b>
	ADAPTER SET VESA 100 FULLY-ENCLOSED HMI	ADAPTER SET VESA 75 F. FULLY-ENCLOSED HMI
<b>General information</b>		
Product type designation	Adapter set VESA 100	Adapter set VESA 75
<b>Other</b>		
Merchandise	Yes	Yes
Manufacturer name	SIEMENS AG	SIEMENS AG
Manufacturer's address	Gleiwitzerstraße 555, 90475 Nuremberg, Germany	
Article number	<b>6AV6881-0AD56-0AA0</b>	
	Flange mount adapter VESA 100/75	
<b>General information</b>		
Product type designation	Fixing element	
<b>Installation type/mounting</b>		
Mounting	VESA 100 mm / 75 mm with M6 thread	
Mounting type	Support arm with VESA 100 mm or 75 mm	
<b>Degree and class of protection</b>		
IP (at the front)	IP20 (depending on mounting)	
<b>Ambient conditions</b>		
Suited for indoor use	Yes	
Suited for outdoor use	No	
<b>Ambient temperature during operation</b>		
• min.	0 °C	
• max.	55 °C	
<b>Relative humidity</b>		
• Operation, max.	90 %	
• Condensation permissible	No	
<b>Mechanics/material</b>		
Material	steel	
• Aluminum	No	
<b>Dimensions</b>		
Width	135 mm	
Height	120 mm	
Depth	67.5 mm	
<b>Scope of supply</b>		
Delivery quantity in pieces	1; VESA round tube adapter 100/75 suitable for PRO devices, max. IP20 attainable	
<b>Other</b>		
Merchandise	Yes; VESA 100/70 adapter	
Manufacturer name	QUERUM smart engineering	
Manufacturer's address	An der Autobahn L8, 91161 Hilpoltstein, Germany	
Note:	Max. load 35 kg	

#### Ordering data

#### Article No.

<b>VESA 100 adapter set<sup>1)</sup></b>	<b>6AV7674-0KD00-0AA0</b>
<b>VESA 75 adapter set</b>	<b>6AV7674-0KE00-0AA0</b>
<b>Basic adapter for 4:3 systems</b> Spare part (dark gray, included in the scope of supply of the device)	<b>6AV7674-0KA00-0AA0</b>
<b>Basic adapter for 16:9 systems</b> Spare part (silver, included in the scope of supply of the device)	<b>6AV7674-1KA00-0AA0</b>
<b>Flange mount for 16:9 systems</b> Suitable for 16:9 PRO devices of the type "prepared for support arm and extension components (round tube connection)"	<b>6AV7674-1KF00-0AA0</b>
<b>VESA 100/75 flange mount</b> For SIMATIC PRO devices. Can be mounted with a 100 mm (M6) or 75 mm (M6) VESA. IP20 cable entry directly in the flange mount. Suitable for all common support arm systems with corresponding VESA coupling, load capacity and hole spacing. More information is available in the technical specifications.	<b>6AV6881-0AD56-0AA0</b>

<sup>1)</sup> The VESA 100 adapter set cannot be used in combination with the 19" Flat Panel PRO.

#### Note:

The 48 mm internal diameter of the support arm tubes is not suitable for feeding through the standard DVI-D cable.

#### Scope of supply:

- One adapter set or basic adapter, flange mount
- Fittings for mounting

Additional information is available on the Internet at:

<http://www.siemens.com/ip65-hmi-devices>

#### Note:

Do you require a specific modification to or option for the products described here? Under "Customized products" you can find information about additional and generally available products for the sector, and about the possibilities for customized modification and adaptation.

**Overview****Extension Units**

Extension Units for SIMATIC HMI PRO devices are an integral part of the system components for fully-enclosed IP65 devices. They enable the expansion of the operating options on-site by the installation of various operator controls.

**SIMATIC Extension Unit (BTO & Advanced)**

With Customized Automation, Extension Units are built to specific customer requirements and given their own customer MLFB. BTO (built to order).

Extension Units for 16:9 PRO devices

The new Extension Units for the 16:9 PRO devices are suitable for the flexible installation of various operator controls that extend the operating options on site easily and on an individual basis.

They are coordinated with the design of the 16:9 PRO devices and can easily be mounted below the device by the customers themselves. They are the successors to the Extension Units for the 4:3 PRO devices.



Equipping an Extension Unit with operator controls



Extension Unit IFP PRO 22"

Extension Units for 4:3 PRO devices

The Extension Units for 4:3 PRO devices are mounted on the SIMATIC HMI 4:3 PRO device and can be equipped individually, e.g. with Key Panels (KP8), 3SB elements, emergency stop buttons, key-operated switches, RFID readers, etc.

- They can be mounted on the left or right side of the 4:3 PRO device, as required
- Direct installation of up to 2 Key Panels KP8 / KP8F
- IP65 cable routing
- Can be equipped individually
- For all 4:3 15"/19" PRO devices

## PC-based Automation

Devices for special requirements

System components for fully-enclosed IP65 devices

### Extension Units and operator controls

#### Technical specifications

Article number	6AV7674-1LA32-0AA0 Extension Unit 12" PROFINET	6AV7674-1LA42-0AA0 Extension Unit 15" PROFINET	6AV7674-1LA52-0AA0 Extension Unit 19" PROFINET	6AV7674-1LA62-0AA0 Extension Unit 22" PROFINET
<b>General information</b>				
Product type designation	Extension Unit 12" PROFINET	Extension Unit 15" PROFINET	Extension Unit 19" PROFINET	Extension Unit 22" PROFINET
<b>Control elements</b>				
With parameterizable keys	Yes	Yes	Yes	Yes
<b>Connection type</b>				
• Connection type of the safety-related contacts (emergency stop)	8-pin connector	8-pin connector	8-pin connector	8-pin connector
<b>Installation type/mounting</b>				
Mounting	For mounting on a 16:9 HMI / IPC PRO device (lower part)			
Mounting type	Screwed joint	Screwed joint	Screwed joint	Screwed joint
Rack mounting	No	No	No	No
Front mounting	No	No	No	No
Number of slots for command devices and signaling units	6	8	10	12
RFID reader can be installed	Yes; SIMATIC RF200 Access Control Reader RF1060R			
<b>Supply voltage</b>				
Type of supply voltage	DC	DC	DC	DC
Rated value (DC)	24 V	24 V	24 V	24 V
<b>Interfaces</b>				
Number of industrial Ethernet interfaces	2; For the construction of lines and rings without external switch			
Number of PROFINET interfaces	2; Incl. switch	2; Incl. switch	2; Incl. switch	2; Incl. switch
<b>Protocols</b>				
PROFINET / MRP	Yes / Yes	Yes / Yes	Yes / Yes	Yes / Yes
<b>Test commissioning functions</b>				
Key and signal lamp test	Yes; Automatically when switching on			
<b>Degree and class of protection</b>				
IP65 (all-round)	Yes	Yes	Yes	Yes
Enclosure Type 4x at the front	Yes; All-round	Yes; All-round	Yes; All-round	Yes; All-round
<b>Standards, approvals, certificates</b>				
CE mark	Yes	Yes	Yes	Yes
UL approval / cULus	Yes / Yes	Yes / Yes	Yes / Yes	Yes / Yes
RCM (formerly C-TICK)	Yes	Yes	Yes	Yes
KC approval	Yes	Yes	Yes	Yes
Suitable for safety functions	Yes; e.g. installation of emergency stop			
<b>Ambient conditions</b>				
<b>Ambient temperature during operation</b>				
• min.	0 °C	0 °C	0 °C	0 °C
• max.	50 °C	50 °C	50 °C	50 °C
<b>Altitude during operation relating to sea level</b>				
• Installation altitude above sea level, max.	2 000 m	2 000 m	2 000 m	2 000 m
<b>Relative humidity</b>				
• Operation, max.	90 %; no condensation	90 %; no condensation	90 %; no condensation	90 %; no condensation
<b>Cables</b>				
Cable length	30 m; Max. for emergency stop			
<b>Mechanics/material</b>				
Material				
• Aluminum	Yes	Yes	Yes	Yes
Enclosure material (front)				
• Aluminum	Yes; Knockout covered with black film			
<b>Dimensions</b>				
Width x Height x Depth in mm	313 x 99 x 100.65	396 x 99 x 100.65	462 x 99 x 100.65	527 x 99 x 100.65
<b>Weights</b>				
Weight without packaging	2.2 kg	2.5 kg	2.7 kg	2.8 kg
<b>Scope of supply</b>				
Delivery quantity in pieces	1	1	1	1
Components included	Power supply connectors and 8-pole plug-in connectors for safety-related inputs			

## PC-based Automation

### Devices for special requirements

### System components for fully-enclosed IP65 devices

#### Extension Units and operator controls

#### Technical specifications (continued)

Article number	6AV7674-1LA31-0AA0	6AV7674-1LA41-0AA0	6AV7674-1LA51-0AA0	6AV7674-1LA61-0AA0
	Extension Unit 12" hardwired	Extension Unit 15" hardwired	EXTENSION UNIT 19" HARDWIRED	EXTENSION UNIT 22" HARDWIRED
<b>General information</b>				
Product type designation	Extension Unit 12" Hardwired	Extension Unit 15" hardwired	Extension Unit 19" hardwired	Extension Unit 19" hardwired
<b>Connection type</b>				
• Connection type of the LED module	12-pin connector	12-pin connector	12-pin connector	12-pin connector
• Connection type of the contacts of the control elements	16-pin connector	16-pin connector	16-pin connector	16-pin connector
• Connection type of the safety-related contacts (emergency stop)	8-pin connector	8-pin connector	8-pin connector	8-pin connector
<b>Installation type/mounting</b>				
Mounting	For mounting on a 16:9 HMI / IPC PRO device (lower part)			
Mounting type	Screwed joint	Screwed joint	Screwed joint	Screwed joint
Rack mounting	No	No	No	No
Front mounting	No	No	No	No
Number of slots for command devices and signaling units	6	8	10; Max. 8 control elements + 1 emergency stop button can be mounted (refer to manual)	
<b>Supply voltage</b>				
Type of supply voltage	DC	DC	DC	DC
Rated value (DC)	24 V	24 V	24 V	24 V
<b>Output current</b>				
per output	500 mA; max.	500 mA; max.	500 mA; max.	500 mA; max.
<b>Degree and class of protection</b>				
IP65 (all-round)	Yes	Yes	Yes	Yes
Enclosure Type 4 at the front	Yes	Yes	Yes	Yes
<b>Standards, approvals, certificates</b>				
CE mark	Yes	Yes	Yes	Yes
UL approval	Yes	Yes	Yes	Yes
cULus	Yes	Yes	Yes	Yes
RCM (formerly C-TICK)	Yes	Yes	Yes	Yes
KC approval	Yes	Yes	Yes	Yes
Suitable for safety functions	Yes; e.g. installation of emergency stop			
<b>Ambient conditions</b>				
<b>Ambient temperature during operation</b>				
• min.	0 °C	0 °C	0 °C	0 °C
• max.	50 °C	50 °C	50 °C	50 °C
<b>Altitude during operation relating to sea level</b>				
• Installation altitude above sea level, max.	2 000 m	2 000 m	2 000 m	2 000 m
<b>Relative humidity</b>				
• Operation, max.	90 %; no condensation	90 %; no condensation	90 %; no condensation	90 %; no condensation
<b>Cables</b>				
Cable length	30 m	30 m	30 m	30 m
<b>Mechanics/material</b>				
Material				
• Aluminum	Yes	Yes	Yes	Yes
Enclosure material (front)				
• Aluminum	Yes; Knockout covered with black film			
<b>Dimensions</b>				
Width	313 mm	396 mm	462 mm	527 mm
Height	99 mm	99 mm	99 mm	99 mm
Depth	100.65 mm			
Thickness		100.65 mm	100.65 mm	100.65 mm
<b>Weights</b>				
Weight without packaging	2.2 kg	2.5 kg	2.7 kg	2.8 kg
<b>Scope of supply</b>				
Delivery quantity in pieces	1	1	1	1
Components included	All connectors required for customer interfaces			

## PC-based Automation

Devices for special requirements

System components for fully-enclosed IP65 devices

### Extension Units and operator controls

#### Technical specifications (continued)

Article number	<b>6AV7674-1MA00-0AA0</b> E-STOP PUSHBUTTON FOR EXT. UNIT	<b>6AV7674-1MB00-0AA0</b> ILLUMINATED PUSHBUTTON FOR EXT. UNIT	<b>6AV7674-1MC00-0AA0</b> INDICATOR LIGHT FOR EXT. UNIT	<b>6AV7674-1MD00-0AA0</b> SELECTOR SWITCH FOR EXT. UNIT	<b>6AV7674-1ME00-0AA0</b> KEY-OPERATED SWITCH FOR EXT. UNIT
<b>General information</b>					
Product type designation	EMERGENCY STOP mushroom pushbutton for Extension Unit	Illuminated pushbutton for Extension Unit	Indicator light for Extension Unit	Selector switch for Extension Unit	Key-operated switch for Extension Unit
<b>Control elements</b>					
Version of actuating element	Conical mushroom pushbutton	Pushbutton with flat button	Flat lens	Rotary handle, 3 switch positions	3 switch positions (withdrawal positions)
Operating principle of the actuating element	Latching, rotate to unlatch	Momentary contact		Latching	Latching
Shape of actuating element	Round	Round	Round	Round	Round
Illuminant	No; Cannot be illuminated	Yes; Can be illuminated	Yes; Can be illuminated	Yes; Can be illuminated	No; Cannot be illuminated
<ul style="list-style-type: none"> <li>Type of light source</li> <li>Color of light source</li> </ul>		Translucent white (different colors are created using the colored disk supplied)	Translucent white (different colors are created using the colored disk supplied)	Translucent white	
Contact configuration	2 NC contacts	1 NO contact		2 NO contacts	2 NO contacts
<b>Installation type/mounting</b>					
Mounting type	Threaded ring	Threaded ring	Threaded ring	Threaded ring	Threaded ring
Front mounting	Yes; Front plate attachment in an Extension Unit for 16:9 PRO devices	Yes; Front plate attachment in an Extension Unit for 16:9 PRO devices	Yes; Front plate attachment in an Extension Unit for 16:9 PRO devices	Yes; Front plate attachment in an Extension Unit for 16:9 PRO devices	Yes; Front plate attachment in an Extension Unit for 16:9 PRO devices
<b>Type of output</b>					
LED colors					
<ul style="list-style-type: none"> <li>red</li> <li>yellow</li> <li>green</li> <li>white</li> <li>blue</li> </ul>		Yes; With colored disk Yes; With colored disk Yes; With colored disk Yes	Yes; With colored disk Yes; With colored disk Yes; With colored disk Yes	Yes	
<b>EMC</b>					
<b>Emission of radio interference acc. to EN 55 011</b>					
<ul style="list-style-type: none"> <li>Limit class A, for use in industrial areas</li> </ul>	No	No	No	No	No
<b>Degree and class of protection</b>					
IP (at the front)	IP65 (on front) to EN60529 and NEMA4	IP65 (on front) to EN60529 and NEMA4	IP65 (on front) to EN60529 and NEMA4	IP65 (on front) to EN60529 and NEMA4	IP65 (on front) to EN60529 and NEMA4
<b>Standards, approvals, certificates</b>					
CE mark	Yes	Yes	Yes	Yes	Yes
UL approval	Yes; Only in combination with Extension Unit				
cULus	Yes; Only in combination with Extension Unit				
RCM (formerly C-TICK)	Yes; Only in combination with Extension Unit				
Suitable for safety functions	Yes; TUV IEC 60947-5-x	No	No	No	No
<b>Ambient conditions</b>					
<b>Ambient temperature during operation</b>					
<ul style="list-style-type: none"> <li>min.</li> <li>max.</li> </ul>	0 °C 50 °C	0 °C 50 °C	0 °C 50 °C	0 °C 50 °C	0 °C 50 °C
<b>Altitude during operation relating to sea level</b>					
<ul style="list-style-type: none"> <li>Installation altitude above sea level, max.</li> </ul>	3 500 m	3 500 m	3 500 m	3 500 m	3 500 m
<b>Relative humidity</b>					
<ul style="list-style-type: none"> <li>Operation, max.</li> <li>Condensation permissible</li> </ul>	90 % No	90 % No	90 % No	90 % No	90 % No

**PC-based Automation**  
Devices for special requirements  
System components for fully-enclosed IP65 devices

**Extension Units and operator controls**

**Technical specifications** (continued)

Article number	<b>6AV7674-1MA00-0AA0</b> E-STOP PUSHBUTTON FOR EXT. UNIT	<b>6AV7674-1MB00-0AA0</b> ILLUMINATED PUSHBUTTON FOR EXT. UNIT	<b>6AV7674-1MC00-0AA0</b> INDICATOR LIGHT FOR EXT. UNIT	<b>6AV7674-1MD00-0AA0</b> SELECTOR SWITCH FOR EXT. UNIT	<b>6AV7674-1ME00-0AA0</b> KEY-OPERATED SWITCH FOR EXT. UNIT
<b>Mechanics/material</b>					
Material					
• Plastic	Yes	Yes	Yes	Yes	Yes
Material of the actuating element	plastic	plastic	plastic	plastic	plastic
Material of the front ring	plastic	plastic	plastic	plastic	plastic
Enclosure color (front)	Red	Colorless	Colorless	gray	gray
Color of the front ring	Yellow	Silver-metallic	Silver-metallic	Silver-metallic	Silver-metallic
<b>Service life</b>					
• Number of operating cycles, keys	50 000	1 000 000		300 000	50 000
<b>Dimensions</b>					
Height of housing front	33.2 mm	9.85 mm	9.85 mm	22.24 mm	45.1 mm
Mounting diameter	22.3 mm	22.3 mm	22.3 mm	22.3 mm	22.3 mm
<b>Weights</b>					
Weight without packaging	50 g	50 g	50 g	50 g	50 g
<b>Scope of supply</b>					
Delivery quantity in pieces	1	1	1	1	1; Including 2 keys
Components included					
• Number of colored lenses		5; Colorless, red, yellow, green, blue	5; Colorless, red, yellow, green, blue		
<b>Other</b>					
Target devices	Suitable for Extension Units of the 16:9 HMI/ IPC PRO devices (refer to manual)	Suitable for Extension Units of the 16:9 HMI/ IPC PRO devices (refer to manual)	Suitable for Extension Units of the 16:9 HMI/ IPC PRO devices (refer to manual)	Suitable for Extension Units of the 16:9 HMI/ IPC PRO devices (refer to manual)	Suitable for Extension Units of the 16:9 HMI/ IPC PRO devices (refer to manual)



## PC-based Automation

Devices for special requirements

System components for fully-enclosed IP65 devices

### Extension Units and operator controls

Ordering data	Article No.	Ordering data	Article No.
<b>Extension Units for 16:9 PRO devices</b>		<b>Operator controls</b>	
<b>Extension Unit Hardwired</b> <ul style="list-style-type: none"> <li>• 12°</li> <li>• 15°</li> <li>• 19°</li> <li>• 22°</li> </ul>	6AV7674-1LA31-0AA0 6AV7674-1LA41-0AA0 6AV7674-1LA51-0AA0 6AV7674-1LA61-0AA0	<b>Emergency stop button</b>	6AV7674-1MA00-0AA0
<b>Extension Unit PROFINET</b> <ul style="list-style-type: none"> <li>• 12°</li> <li>• 15°</li> <li>• 19°</li> <li>• 22°</li> </ul>	6AV7674-1LA32-0AA0 6AV7674-1LA42-0AA0 6AV7674-1LA52-0AA0 6AV7674-1LA62-0AA0	<b>Illuminated pushbutton</b> 22 mm, round, plastic <ul style="list-style-type: none"> <li>• One NO contact, without inscription</li> <li>• One NO contact and one NC contact, without inscription</li> </ul>	6AV7674-1MB00-0AA0 6AV7674-1MG00-0AA0
<b>Extension Unit PROFI-safe</b> <ul style="list-style-type: none"> <li>• 12°</li> <li>• 15°</li> <li>• 19°</li> <li>• 22°</li> </ul>	6AV7674-1LA33-0AA0 6AV7674-1LA43-0AA0 6AV7674-1LA53-0AA0 6AV7674-1LA63-0AA0	<b>Indicator light</b>	6AV7674-1MC00-0AA0
<b>Extension Unit Advanced PROFINET <sup>1)</sup></b> <ul style="list-style-type: none"> <li>• 12° KP12 PN</li> <li>• 15° KP12 PN</li> <li>• 19° KP12 PN</li> <li>• 22° KP12 PN</li> <li>• 12° KP24 PN</li> <li>• 15° KP36 PN</li> <li>• 19° KP36 PN</li> <li>• 22° KP48 PN</li> </ul>	6AV2185-8CE01-0AA0 6AV2185-8DE01-0AA0 6AV2185-8EE01-0AA0 6AV2185-8FE01-0AA0 6AV2185-8CE08-0AA0 6AV2185-8DE08-0AA0 6AV2185-8EE08-0AA0 6AV2185-8FE08-0AA0	<b>Selector switch</b>	6AV7674-1MD00-0AA0
<b>Extension Unit Advanced PROFI-safe <sup>1)</sup></b> <ul style="list-style-type: none"> <li>• 12° KP12F PN</li> <li>• 15° KP12F PN</li> <li>• 19° KP12F PN</li> <li>• 22° KP12F PN</li> </ul>	6AV2185-8CF01-0AA0 6AV2185-8DF01-0AA0 6AV2185-8EF01-0AA0 6AV2185-8FF01-0AA0	<b>Key-operated switch</b>	6AV7674-1ME00-0AA0
		<b>Accessories</b>	
		<b>USB interface for front mounting in Extension Unit</b> USB 2.0 type A, IP65 degree of protection with closed protective cover, cable and plug	6AV7674-1MF00-0AA0
		<b>Insert labels for self-inscription</b>	6AV7674-1LB30-0AA0
		<b>Label holders for self-inscription</b>	6AV7674-1LB20-0AA0

<sup>1)</sup> Max. two Extension Units possible as extension

Scope of supply of Extension Units for 16:9 PRO devices:

#### Extension Units Hardwired:

- 1 Extension Unit
- 1 plug connector, 16-pin, for interface X12
- 1 plug connector, 12-pin, for interface X11
- 1 plug connector, 8-pin, for interface X10
- 1 power supply terminal for 24 V DC
- 4 bolts M4x20 for mounting the Extension Unit on the SIMATIC PRO device

#### PROFINET Extension Units:

- 1 Extension Unit
- 1 plug connector, 8-pin, for interface X10
- 1 power supply connector for 24 V DC
- 4 bolts M4x20 for mounting the Extension Unit on the SIMATIC PRO device

## PC-based Automation

### Devices for special requirements

### System components for fully-enclosed IP65 devices

#### Extension Units and operator controls

Ordering data	Article No.	Article No.
<b>Extension Units for 4:3 PRO devices</b>  <b>Extension Unit 15"</b> For mounting on all 4:3 15" PRO devices	<b>6AV7674-0KG00-0AA0</b>	<b>Starter package Extension Unit 19" with KP8 left</b> 1 x Extension Unit 19" KP8 left, 1 x Key Panel 8 PN, 1 x blank front
<b>Extension Unit 15" KP8</b> For mounting on all 4:3 15" PRO devices for direct installation of up to 2 KP8 / KP8F	<b>6AV7674-0KG01-0AA0</b>	<b>Extension Unit 19" KP8 left</b>  For direct installation of up to 2 KP8 / KP8F <ul style="list-style-type: none"> <li>For support arm mounting from above Mounting of the Extension Unit on the left side of the 4:3 19" PRO device</li> <li>For support arm mounting from below Mounting of the Extension Unit on the right side of the 4:3 19" PRO device</li> </ul>
<b>Starter package Extension Unit 15" with KP8</b> 1 x Extension Unit 15" KP8, 1 x Key Panel 8 PN, 1 x blank front <sup>1)</sup>	<b>6AV7674-0KG11-0AA0</b>	
<b>Extension Unit 19" right</b> <ul style="list-style-type: none"> <li>For support arm mounting from above Mounting of the Extension Unit on the right side of the 4:3 19" PRO device</li> <li>For support arm mounting from below Mounting of the Extension Unit on the left side of the 4:3 19" PRO device</li> </ul>	<b>6AV7674-0KJ00-0AA0</b>	
<b>Extension Unit 19" KP8 right</b> For direct installation of up to 2 KP8 / KP8F <ul style="list-style-type: none"> <li>For support arm mounting from above Mounting of the Extension Unit on the right side of the 4:3 19" PRO device</li> <li>For support arm mounting from below Mounting of the Extension Unit on the left side of the 4:3 19" PRO device</li> </ul>	<b>6AV7674-0KJ01-0AA0</b>	
<b>Starter package Extension Unit 19" with KP8 right</b> 1 x Extension Unit 19" KP8 right, 1 x Key Panel 8 PN, 1 x blank front <sup>1)</sup>	<b>6AV7674-0KJ11-0AA0</b>	
<b>Extension Unit 19" left</b> <ul style="list-style-type: none"> <li>For support arm mounting from above Mounting of the Extension Unit on the left side of the 19" PRO device</li> <li>For support arm mounting from below Mounting of the Extension Unit on the right side of the 19" PRO device</li> </ul>	<b>6AV7674-0KH00-0AA0</b>	<b>Accessories</b>  <b>Front plate KP8 for Extension Unit</b> For installing up to two KP8 in one Extension Unit Fits all 4:3 Extension Units 15" and 19"  <b>Blank front KP8 design in combination with front panel KP8</b>  <b>Spare front plate for the Extension Unit</b> Fits all 4:3 Extension Units 15" and 19", required if the front plate supplied with the Extension Unit has to be replaced

<sup>1)</sup> Suitable for 4:3 PRO devices only

#### Scope of supply of Extension Units for 4:3 PRO devices:

- 1 Extension Unit box
- 1 front plate for the Extension Unit
- 1 connecting tube
- Mounting accessories

#### Notice:

The Extension Units for 4:3 PRO devices cannot be used for 16:9 devices.

#### More information

Additional information is available on the Internet at:

<http://www.siemens.com/ip65-hmi-devices>

#### Note:

Do you require a specific modification to or option for the products described here? Under "Customized products" you can find information about additional and generally available products for the sector, and about the possibilities for customized modification and adaptation.

## PC-based Automation

Devices for special requirements

System components for fully-enclosed IP65 devices

### Extension components

#### Overview

##### Stainless steel keyboard and keyboard tray



HMI accessories, metal keyboard



HMI accessories, tray

#### Extension components

The extension components are part of the system components for PRO devices and complement the portfolio of devices with all-round protection. These components in combination with the basic devices enable customers to implement a large variety of operating scenarios.

The following products are available as extension components:

- Stainless steel keyboard
- Tool and keyboard tray
- USB interface for PRO devices

#### Technical specifications

Article number	<b>6AV7674-0NE00-0AA0</b> USB keyboard INT for 4:3 PRO devices	<b>6AV7674-1NE00-0AA0</b> USB keyboard INT for 16:9 PRO devices	<b>6AV7674-1LX00-0AA0</b> USB INTERFACE FOR PRO DEVICES
<b>General information</b>			
Product type designation	USB-INOX keyboard PRO, mouse keys	Stainless steel keyboard	USB interface for PRO devices
<b>Keyboard fonts</b>			
• Design	Keyboard with short-stroke keys	Keyboard with short-stroke keys	
• Keyboard assignment	English	English	
• Color of the buttons	Stainless steel	Stainless steel	
• Color of the key inscription	Black	Black	
• Key illumination	No	No	
• Function keys			
- Number of function keys	12	12	
• Number pad	Yes; Free-standing	Yes; Free-standing	
• Status LED displays	Yes; Num, Caps and Scroll	Yes; Num, Caps and Scroll	
- for number pad	Yes	Yes	
- for Shift keys	Yes	Yes	
<b>Connection type</b>			
• USB	Yes; Type A	Yes; Type A	Yes; USB 2.0 type A
• PS/2	No	No	
• Cable length	1.5 m; Typical	1.5 m; Typical	0.5 m
<b>Frame size/design</b>			
• Standard	Yes; For industrial applications	Yes; For industrial applications	
• Ergonomic	Yes; 90° adjustable / tiltable	Yes; 90° adjustable / tiltable	
<b>Ergonomics</b>			
• Trackball rest	No	No	
• Adjustable height	Yes; By adjusting inclination angle 0° to 90°	Yes; By adjusting inclination angle 0° to 90°	

**Technical specifications (continued)**

Article number	<b>6AV7674-0NE00-0AA0</b> USB keyboard INT for 4:3 PRO devices	<b>6AV7674-1NE00-0AA0</b> USB keyboard INT for 16:9 PRO devices	<b>6AV7674-1LX00-0AA0</b> USB INTERFACE FOR PRO DEVICES
<b>Installation type/mounting</b>			
Mounting	Max. load bearing capacity of 2 kg	Max. load bearing capacity of 2 kg	Integrated by means of cover on the side of the basic adapter.
Mounting type maximum permissible angle of inclination without external ventilation	Suitable for PRO devices 90°; Between 0° and 90° in steps of 15°	Suitable for PRO devices 90°; Between 0° and 90° in steps of 15°	
<b>Supply voltage</b>			
Type of supply voltage	via USB	via USB	
<b>EMC</b>			
<b>Emission of radio interference acc. to EN 55 011</b> • Limit class A, for use in industrial areas			Yes
<b>Degree and class of protection</b>			
IP65 (all-round)	Yes	Yes	Yes; IP65 fully enclosed (when protective cover is closed) IP20 when protective cover is open
IP (at the front)			
Splashproof	Yes	Yes	
<b>Standards, approvals, certificates</b>			
CE mark	Yes	Yes	Yes
RoHS conformity	Yes	Yes	
<b>Ambient conditions</b>			
<b>Ambient temperature during operation</b> • min. / max.	0 °C / 45 °C	0 °C / 45 °C	0 °C / 50 °C
<b>Relative humidity</b> • Operation, max. • Condensation permissible	80 %; no condensation No; Condensation not permissible	80 %; no condensation No; Condensation not permissible	90 % No
<b>Runs under operating system</b>			
• Windows CE / Vista /XP	Yes / Yes / Yes	Yes / Yes / Yes	
• Windows 7 / Windows 8	Yes / Yes	Yes / Yes	
<b>Cables</b>			
Cable length			0.5 m
<b>Mechanics/material</b>			
Material • Aluminum • Stainless steel	Yes; Powder-coated, RAL 9023 Yes; Keyboard itself	Yes; Powder-coated, RAL 9006 Yes; Keyboard itself	Brass, nickel-plated
Enclosure material (front)			USB cover: Anodized aluminum, cover for basic adapter: Aluminum, powder-coated, RAL 9006
Enclosure color (front)			Silver-metallic
<b>Service life</b>			
• Number of operating cycles, keys	10 000 000; Operations (minimum)	10 000 000; Operations (minimum)	1 500; Insertion cycles
<b>Dimensions</b>			
Width x Height x Depth in mm	481 x 20 x 171.6	481 x 20 x 171.6	
Enclosure diameter			22.5 mm; Hole diameter in the cover for the basic adapter
Overall depth			20 mm
<b>Weights</b>			
Weight without packaging	3 600 g	3 700 g	0.25 kg
<b>Scope of supply</b>			
Delivery quantity in pieces	1; With support arm bracket	1; With support arm bracket	1
Components included		A basic adapter is required for mounting. This must be ordered separately.	USB socket with cable and connector, cover for the basic adapter, bolts for fastening
<b>Other</b>			
Merchandise	Yes; Trade goods: Sasse Elektronik GmbH 1580.9905879	Yes; Trade goods: Sasse 1580.9906433	
Manufacturer name	SIEMENS AG	SIEMENS AG	
Manufacturer's address	Gleiwitzerstraße 555, 90475 Nuremberg, Germany	Gleiwitzerstraße 555, 90475 Nuremberg, Germany	
Target devices	Merchandise suitable for 4:3 PRO devices	Merchandise suitable for 16:9 PRO devices	

## PC-based Automation

Devices for special requirements

System components for fully-enclosed IP65 devices

### Extension components

#### Technical specifications (continued)

Article number	6AV7674-0NE01-0AA0 Shelf for 4:3 PRO devices	6AV7674-1NE01-0AA0 Shelf for 16:9 PRO devices
<b>General information</b>		
Product type designation	Tray incl. 2x USB	Tray incl. 2x USB
<b>Connection type</b>		
• USB	Yes; USB 2.0	Yes; USB 2.0
• PS/2	No	No
• Cable length	500 mm; Typical	500 mm; Typical
<b>Frame size/design</b>		
• Standard	Yes; For industrial applications	Yes; For industrial applications
• Ergonomic	Yes; 90° adjustable / tiltable	
<b>Ergonomics</b>		
• Trackball rest	No	No
• Adjustable height	Yes; By adjusting inclination angle 0° to 90°	
<b>Installation type/mounting</b>		
Mounting	Max. load bearing capacity of 2 kg	
Mounting type	Suitable for PRO devices	
maximum permissible angle of inclination without external ventilation	90°; Between 0° and 90° in steps of 15°	90°; Between 0° and 90° in steps of 15°
<b>Interfaces</b>		
Number of USB interfaces	2; USB 2.0	2; USB 2.0
<b>Degree and class of protection</b>		
IP65 (all-round)	Yes; IP65 fully enclosed (when protective cover is closed)	
<b>Standards, approvals, certificates</b>		
RoHS conformity	Yes	Yes
<b>Ambient conditions</b>		
<b>Ambient temperature during operation</b>		
• min.	0 °C	0 °C
• max.	45 °C	45 °C
<b>Relative humidity</b>		
• Operation, max.	80 %; no condensation	
• Condensation permissible	No; Condensation not permissible	
<b>Mechanics/material</b>		
Material		
• Aluminum	Yes; Powder-coated, RAL 9023	Yes; Powder-coated, RAL 9006
<b>Dimensions</b>		
Width	500 mm	500 mm
Height	64 mm	64 mm
Depth	200 mm	200 mm
<b>Weights</b>		
Weight without packaging	3 000 g	3 000 g
<b>Scope of supply</b>		
Delivery quantity in pieces	1; With support arm bracket, without keyboard	
Components included		A basic adapter is required for mounting. This must be ordered separately.
<b>Other</b>		
Merchandise	Yes; Trade goods: Sasse 1580.9906124	Yes; Trade goods: Sasse 1580.9906434
Manufacturer name	SIEMENS AG	
Manufacturer's address	Gleiwitzerstraße 555, 90475 Nuremberg, Germany	
Target devices	Merchandise suitable for 4:3 PRO devices	Merchandise suitable for 16:9 PRO devices

#### Ordering data

#### Article No.

##### IP65 stainless steel keyboard 19"

With numeric keypad; US layout; tiltable; color: dark gray; For mounting on

- 4:3 19" SIMATIC HMI PRO devices
- 16:9 SIMATIC HMI PRO devices

6AV7674-0NE00-0AA0  
6AV7674-1NE00-0AA0

##### Tool and keyboard tray

Tiltable, incl. 2-way USB interface; color: silver; For mounting on

- 4:3 19" SIMATIC HMI PRO devices
- 16:9 SIMATIC HMI PRO devices

6AV7674-0NE01-0AA0  
6AV7674-1NE01-0AA0

##### USB interface for PRO devices

Cable and connector, USB 2.0 type A. IP65 degree of protection if protective cover is closed. Integrated via cover on the side of the basic adapter

6AV7674-1LX00-0AA0

## Overview

### SIMATIC ITC1900 INOX

The Industrial Thin Client with touch screen and stainless steel front is designed for use in the food and beverage industry, the pharmaceuticals industry, fine chemicals and in other hygiene areas for machine-level operator control and monitoring.

For this reason, the devices with stainless steel front have been developed in compliance with EN 1672-2 "Food processing machinery – Safety and hygiene requirements".

## Technical specifications

Article number	<b>6AV6646-8AC10-0AA0</b> SIMATIC ITC1900 INOX
<b>General information</b>	
Product type designation	ITC1900 INOX
<b>Display</b>	
Design of display	TFT widescreen display, LED backlighting
Screen diagonal	18.5 in
Display width	409.8 mm
Display height	230.4 mm
Number of colors	16 777 216
<b>Resolution (pixels)</b>	
• Horizontal image resolution	1 366 Pixel
• Vertical image resolution	768 Pixel
<b>Backlighting</b>	
• Type of backlighting	LED, dimmable
• Backlight dimmable	Yes; 5-100 %
<b>Touch operation</b>	
• Design as touch screen	Yes
• Monitor keyboard	Yes
<b>Installation type/mounting</b>	
Built-in unit	Yes
<b>Supply voltage</b>	
Type of supply voltage	24 V DC
permissible range, lower limit (DC)	19.2 V
permissible range, upper limit (DC)	28.8 V
<b>Input current</b>	
Current consumption, max.	1.3 A
Starting current inrush I <sub>p</sub>	0.5 A <sup>2</sup> ·s
<b>Interfaces</b>	
Number of industrial Ethernet interfaces	1
Number of USB interfaces	2; on rear
Connection for keyboard/mouse	USB
<b>Industrial Ethernet</b>	
• Transmission rate, max.	1 000 Mbit/s
<b>Protocols</b>	
<b>Protocols (Ethernet)</b>	
• TCP/IP	Yes
• DHCP / SNMP / DCP / LLDP	Yes / Yes / Yes / Yes
<b>WEB characteristics</b>	
• HTTP	Yes
• HTML	Yes; HTML5
• XML / CSS / JavaScript	Yes / Yes / Yes
<b>Protocols (terminal link)</b>	
• Sm@rtServer / RDP / VNC Viewer	Yes / Yes / Yes
• Citrix	No
• SINUMERIK	Yes
<b>Degree and class of protection</b>	
IP (at the front)	IP66K
Enclosure Type 4x at the front	Yes; indoor use only
IP20 rear	Yes

Article number	<b>6AV6646-8AC10-0AA0</b> SIMATIC ITC1900 INOX
<b>Standards, approvals, certificates</b>	
CE mark	Yes
cULus	Yes
<b>Use in hazardous areas</b>	
• ATEX Zone 2	Yes
• ATEX Zone 22	Yes
• IECEx Zone 2	Yes
• IECEx Zone 22	Yes
• cULus Class I Zone 2, Division 2	Yes
<b>Ambient conditions</b>	
<b>Ambient temperature during operation</b>	
• min.	0 °C
• max.	45 °C
<b>Relative humidity</b>	
• Operation, max.	70 %
<b>Software</b>	
Web browser	Yes
PDF reader	Yes
<b>Configuration</b>	
<b>Configuration</b>	
• Local	Yes
• Remote	Yes; With Remote Configuration Center (RCC) as of V2.0
<b>Languages</b>	
<b>Online languages</b>	
• Number of online/runtime languages	2; german / english
<b>Peripherals/Options</b>	
Peripherals	
• Printer	No
• USB memory	Yes; USB storage medium can be connected
Additional software components loadable	
No	
<b>Mechanics/material</b>	
Enclosure material (front)	
• Aluminum	No
• Stainless steel	Yes
<b>Dimensions</b>	
Width of the housing front	483 mm
Height of housing front	337 mm
Mounting cutout, width	465 mm
Mounting cutout, height	319 mm
Overall depth	73 mm
<b>Weights</b>	
Weight without packaging	8.5 kg

## PC-based Automation

Devices for special requirements

Devices with stainless steel front

### SIMATIC Industrial Thin Client INOX

#### Ordering data

#### Article No.

##### SIMATIC ITC1900 INOX

With accessory pack comprising:

- Clamping frame
- Device seal
- Tension jack
- Terminal
- Installation instructions

6AV6646-8AC10-0AA0

The device seals can be replaced using the corresponding service packages from the accessories.

#### More information

##### Customized modifications

- Customized design (logo, type designation and membrane color)
- Protection against condensation and corrosive gases

##### Quotation preparation

Customized automation specialists define the product modifications precisely in accordance with customer requirements.

The quotation is then prepared with:

- Non-recurring costs
- Prototype costs
- Serial device prices and
- The general conditions in the form of a product agreement (e.g. minimum quantity).

The defined device can then be ordered easily using this product agreement and a customer-specific order number.

## Overview

### SIMATIC IFP1900 INOX PRO

Industrial Flat Panel in fully-enclosed stainless steel housing with high degree of protection for machine-level operation and monitoring in the food and beverage, pharmaceutical and fine chemicals industries and in other areas where hygienic requirements are high.

The device has been developed on the basis of EN 1672-2 "Food processing machinery – Safety and hygiene requirements".

With its fully enclosed design and optional expansion modules, the SIMATIC PRO devices are eminently suitable for industrial and machine-level use.

The INOX PRO devices with their stainless steel housing are compact and hygienically designed and feature integrated operating elements. They are also even better equipped to meet the high requirements presented by the food and beverage production environment. IP66K degree of protection protects against water, even with a jet strength of 100 l/min at 10 bar from a distance of 2.5 m to 3 m.

The optimized profile and minimal housing depth allow liquids to run off.

The high quality requirements in the food and beverages industry demand a high standard of the food processing machinery. There are many relevant regulations, directives, ordinances, standards and laws. Essential here is that all equipment and components are easy to clean and disinfect so that cross-contamination of foodstuffs can be avoided.

## Technical specifications

IFP1900 INOX PRO		
Special features	Pedestal mounting	Support arm mounting
<b>General features</b>		
Display	18.5" TFT widescreen display	
Resolution (pixels)	1 366 x 768	
MTBF of backlit display (at 25°C)	50,000 h	
Power supply	24 V DC	
<b>Equipment</b>		
Touch	Analog-resistive touch (single touch)	
Control elements	2 x illuminated pushbutton with LED (red, green), 1 x emergency off; permanently wired on terminals	
Option	External, USB interface on rear with captive stainless steel lock	
<b>Special features</b>	Flange adapter for pedestal	Flange adapter for support arm
<b>Configuration / interfaces</b>		
	Based on SIMATIC IFP1900 (6AV7863-3MA20-0AA0)	
	1 x DisplayPort interface	
	1 x Ethernet interface (RJ45) up to 1 Mbit/s	
	2 x USB interface	
	For connecting to an IPC427D with these system requirements: <ul style="list-style-type: none"> <li>• Configuration 1:1, without multi-monitor mode</li> <li>• RAM min. 2 GB</li> <li>• Operating systems Windows 7, WES7</li> <li>• Ethernet with min. 100 Mbit/s</li> </ul>	

IFP1900 INOX PRO		
Enclosure		
Front	Stainless steel 1.4301, polyester-based membrane	
Material	Stainless steel 1.4301	
Surface	Hairline finish, 240 grit abrasive grain	
Device seals	FPM, molded parts, replaceable	
Special features	Decorative display membrane; without USB port on front	
<b>Ambient conditions</b>		
Degree of protection, complete	IP66K, enclosure type 4 and 4x (indoor use only)	
Ambient temperature during operation	0 ... +45 °C	
Relative humidity during operation	Max. 95 %, no condensation	
Transport temperature / storage temperature / humidity	- 20°C ... + 60°C / 10 % to 90 % without condensation	
Approvals and inspections	CE; hygiene testing according to EN 1672-2	
Approvals (planned)	RCM (previously C-Tick)/KC/CUL	
Sector	Food & beverages, pharmaceuticals industry, cosmetics industry, fine chemicals, other hygiene areas	
<b>Dimensions</b>		
External dimensions (W x H x D in mm)	544 x 430.7 x 136	544 x 430.7 x 136
Depth of enclosure only (without flange and operator controls) in mm	80	80
Weight, net	15.5 kg	15.5 kg
Special features	Flange adapter for pedestal	Flange adapter for support arm
The other specifications correspond to the basic unit (MLFB)	SIMATIC IFP1900 (6AV7863-3MA20-0AA0)	



## PC-based Automation

Devices for special requirements

Devices with stainless steel front

### SIMATIC Industrial Flat Panel IFP1900 INOX PRO

#### Ordering data

#### Article No.

##### SIMATIC IFP1900 INOX PRO for pedestal mounting

19"; with accessory pack  
comprising:  
Documentation and driver CD,  
product information; terminals;  
Quickinstall Guide

6AV7484-6AB00-0AA0

##### SIMATIC IFP1900 INOX PRO for support arm mounting

19"; with accessory pack  
comprising:  
Documentation and driver CD,  
product information; terminals;  
Quickinstall Guide

6AV7484-6AB10-0AA0

#### Accessories

Mounting packages are provided  
as accessories for mounting the  
devices on the support system.  
The device seals can be replaced  
using the corresponding service  
packages from the accessories.

See "System components for devices  
with all-round IP65 protection"

#### More information

More information is available on the Internet at:

<http://www.siemens.com/inox-pro-hmi-devices>

#### Customized modifications

- Customized design (logo, type designation and membrane color)
- Other display sizes
- Changes to the operator controls
- Further certificates and approvals

#### Quotation preparation

Customized automation specialists define the product modifications precisely in accordance with customer requirements.

The quotation is then prepared with:

- Non-recurring costs
- Prototype costs
- Serial device prices and
- The general conditions in the form of a product agreement (e.g. minimum quantity).

The defined device can then be ordered easily using this product agreement and a customer-specific order number.

## SIMATIC Industrial Flat Panel IFP2200 INOX MT ETH

### Overview

#### **SIMATIC Industrial Flat Panel IFP2200 INOX MT ETH**

The Industrial Flat Panel (Ethernet monitor) with its projective-capacitive touch screen for multi-finger operation and stainless steel front is designed for use in the food and beverage, pharmaceutical, and fine chemicals industries as well as in other hygienic areas for machine level operator control and monitoring.

For this reason, these stainless steel front devices have been developed in compliance with EN 1672-2 "Food processing machinery – Safety and hygiene requirements".

### Ordering data

### Article No.

#### **SIMATIC IFP2200 INOX MT ETH**

With accessory pack comprising:

- Clamping frame
- Device seal
- Mounting clamp
- Terminal
- Installation instructions

**6AV7485-6BE00-0AA0**

The device seals can be replaced using the corresponding service packages from the accessories.

### More information

#### Customized modifications

- Neutral design (black, no logo, type designation)
- Protection against condensation and corrosive gases

#### Quotation preparation

Customized automation specialists define the product modifications precisely in accordance with customer requirements.

The quotation is then prepared with:

- Non-recurring costs
- Prototype costs
- Serial device prices
- General conditions in the form of a product agreement (e.g. minimum quantity)

The defined device can then be ordered easily using this product agreement and a customer-specific order number.

## PC-based Automation

Devices for special requirements

Devices with stainless steel front

### SIMATIC IPC277E 19" INOX PRO

#### Overview

Configured Nanopanel PC in fully-enclosed stainless steel housing with high degree of protection for machine-level operation and monitoring in the food and beverage, pharmaceutical and fine chemicals industries and in other areas of hygiene.

The device has been developed on the basis of EN 1672-2 "Food processing machinery – Safety and hygiene requirements".

With its fully enclosed design and optional expansion modules, the SIMATIC PRO devices are eminently suitable for industrial and machine-level use.

The INOX PRO devices feature stainless steel housing and a compact, hygienic design, and are equipped to meet the high requirements presented by the food and beverage production environment. IP66K degree of protection protects against water, even with a jet strength of 100 l/min at 10 bar from a distance of 2.5 m to 3 m.

The optimized profile and minimal housing depth allow liquids to run off.

The high quality requirements in the food and beverages industry demand a high standard of the food processing machinery. There are many relevant regulations, directives, ordinances, standards and laws. Essential here is that all equipment and components are easy to clean and disinfect.

The INOX PRO devices with stainless steel front have a 240 grit hairline finish, and are thus suitably smooth to allow micro-organisms to be sufficiently removed during cleaning. On the front, the membrane covering the display cutout is tested with regard to its resistance to chemicals, has minimal grooves and gaps in which micro-organisms could settle, and also provides shatter protection for the display. The rear covers have an innovative sealing design with replaceable compression seals. This prevents liquids from seeping through.

#### Technical specifications

	IPC277E 19" INOX PRO	
Special features	<b>Pedestal mounting</b>	<b>Support arm mounting</b>
<b>General features</b>		
Display	18.5" TFT widescreen display	
Resolution (pixels)	1 366 x 768	1 366 x 768
MTBF of backlit display (at 25°C)	50 000 h	50 000 h
Power supply	24 V DC	24 V DC
<b>Equipment</b>		
Touch	Analog-resistive touch	
Option	External, USB interface on rear with captive stainless steel lock	
Special features	Flange adapter for pedestal	
<b>Configuration / interfaces</b>		
	Based on SIMATIC IPC277E, configured (6AV7882-0EB30-2LA0)	
	Celeron N2930, 8 GB RAM 8 GB CFAST	
	WES 7 SP1 64-bit, English	
	Without RTX/HMI software	
	2 x 10/100/1000 Mbps Ethernet RJ45	
	1 x USB 3.0, 2 x USB V2.0; without serial (COM1)	
	CFAST slot	CFAST slot

	IPC277E 19" INOX PRO	
<b>Enclosure</b>		
Front	Stainless steel 1.4301, polyester-based membrane	
Material	Stainless steel 1.4301	
Surface	Hairline finish, 240 grit abrasive grain	
Device seals	FPM, molded parts, replaceable	
Special features	Decorative display membrane; without USB port on front	
<b>Ambient conditions</b>		
Degree of protection, fully-enclosed	IP66, enclosure type 4 and 4x (indoor use only)	
Ambient temperature during operation	0 ... +45 °C	0 ... +45 °C
Relative humidity during operation	Max. 95 %, no condensation	
Transport temperature / storage temperature / humidity	- 20°C ... + 60°C / 10 % to 90 % without condensation	
Approvals and inspections	CE, UL, IECEx, ATEX Zone 2/22 Hygiene inspection on the basis of EN 1672-2	
Approvals (planned)	RCM (previously C-Tick)/KC/CUL	
Sector	Food & beverages, pharmaceuticals industry, cosmetics industry, fine chemicals, other hygiene areas	
<b>Dimensions</b>		
External dimensions (W x H x D in mm)	544 x 430.7 x 136	544 x 430.7 x 136
Depth of enclosure only (without flange and operator controls) in mm	80	80
Weight, net	15.5 kg	15.5 kg
Special features	Flange adapter for pedestal	Flange adapter for support arm

Ordering data	Article No.	More information
<b>SIMATIC IPC277E 19" INOX PRO for pedestal mounting</b> Device with accessory pack. Accessory pack comprising: operating system license, product information, terminals in the accessory pack, Quickinstall Guide	6AV7484-5AB00-0AA0	<u>Customized modifications</u> <ul style="list-style-type: none"> <li>• Customized design (logo, type designation and membrane color)</li> <li>• Other display sizes</li> <li>• Further certificates and approvals</li> </ul> <u>Quotation preparation</u> SIMATIC HMI specialists define the product modifications precisely in accordance with customer requirements. The quotation is then prepared with: <ul style="list-style-type: none"> <li>• Non-recurring costs</li> <li>• Prototype costs</li> <li>• Serial device prices and</li> <li>• The general conditions in the form of a product agreement (e.g. minimum quantity).</li> <li>• The defined device can then be ordered easily using this product agreement and a customer-specific order number.</li> </ul> More information is available on the Internet at: <a href="http://www.siemens.com/inox-pro-hmi-devices">http://www.siemens.com/inox-pro-hmi-devices</a>
<b>SIMATIC IPC277E 19" INOX PRO for support arm mounting</b> Device with accessory pack. Accessory pack comprising: operating system license, product information, terminals in the accessory pack, Quickinstall Guide	6AV7484-5AB10-0AA0	
<b>Accessories</b> <b>Assembly kit for pedestal mounting</b> Assembly kit comprising tube, straight, 40 mm internal diameter, 500 mm long with welded flange, seal, screws and product information	6AV7675-1GB00-0AA0	
<b>Assembly kit for support arm mounting</b> Assembly kit comprising tube, straight, 40 mm internal diameter, 500 mm long with welded flange, adapter to support arm, 2 x flange seals for support arm, 8 x screws for flange, plus product information	6AV7675-1GB10-0AA0	
<b>Service pack for devices with pedestal mounting</b> Service pack comprising seal for SERVICE FLAP, seal for pedestal flange, screws, connecting terminals 24 V DC, I/O	6AV7675-1JD20-0AA0	
<b>Service pack for devices with support arm mounting</b> Service pack comprising seal for SERVICE FLAP, flange seal, adapter seal, screws, connecting terminals 24 V DC, I/O	6AV7675-1JD20-1AA0	
<b>Service Pack 2</b> Service Pack 2 comprising rear cover seal, flange seal, 4 x screws for flange mounting and 4 x replacement screws for rear cover, connecting terminal 24 V DC	6AV7675-1JD21-0AA0	

## PC-based Automation

Devices for special requirements

Devices for hazardous areas

### SIMATIC HMI Panel PC Ex NG

#### Overview

##### SIMATIC HMI Panel PC Ex NG

The new generation SIMATIC HMI Panel PC Ex NG has been specially developed for use in the pharmaceutical, chemical and life science industries, but can also be used in many other areas since it satisfies the requirements for operator control and monitoring directly in hazardous areas.

Due to the 22" and 24" display diagonals, these devices are ideal for showing plant and process information provided from systems such as PCS.

A modern Intel ATOM E3845 Quad-Core processor is used with this SIMATIC HMI Panel PC Ex NG.

#### Highlights:

- High degree of industrial functionality and industrial front panels
  - Single-touch fronts 22" (1 680 x 1 050), 24" (1 920 x 1 080) and 24" WU (1 920 x 1 200)
  - -30 °C up to 55 °C ambient temperature in operation
  - Resistive Touch Display 300 cd/m<sup>2</sup>
  - Built-in unit optional stainless steel enclosure or GMP/cleanroom
- Certificates for hazardous area
  - IECEx, ATEX Zones 1, 21 and 2, 22
  - Class 1, Division 2
  - NEC
  - CEC
  - KGS
  - TR
  - Certificates for marine applications DNV / GL
- High system performance in hazardous areas
  - Intel Bay Trail (BT) 1.91 GHz Quad-Core

#### Technical specifications

SIMATIC HMI Panel PC Ex NG	
<b>General features</b>	
Design	Built-in unit
<b>Fronts</b>	
Display diagonal	<ul style="list-style-type: none"> <li>• 22" (1 680 x 1 050) 16:10,</li> <li>• 24" (1 920 x 1 080) 16:9 and</li> <li>• 24" WU (1 920 x 1 200) 16:10</li> </ul>
Resolution	1 680 x 1 050 or 1 920 x 1 080 or 1 920 x 1 200
Number of colors	16.7 million
Brightness	<ul style="list-style-type: none"> <li>• Standard display 300 cd/m<sup>2</sup></li> </ul>
Contrast	1 000:1
MTBF backlight	LED backlight approx. 50 000 h
Single-touch	Resistive 5-wire glass or membrane touch
<b>Computing unit</b>	
Processor	ATOM E3845, Intel Bay Trail (BT) 1.91 GHz Quad Core
Main memory	4 GB RAM
<b>Operating system</b>	
Windows Embedded Standard 7 (64-bit)	Pre-installed
Windows 7 Ultimate (64-bit)	Pre-installed
<b>Drives</b>	
Mass storage	32 GB SSD, 64 GB SSD, 128 GB SSD MLC
<b>Interfaces</b>	
Ethernet	<ul style="list-style-type: none"> <li>• 10/100BaseTX - copper Ethernet or</li> <li>• 2x 10/100BaseTX - 2x copper Ethernet or</li> <li>• 1000BaseSX - Fiber Optic Ethernet or</li> <li>• 1000BaseLX - Fiber Optic Ethernet or</li> <li>• 100BaseFX - Fiber Optic Ethernet</li> </ul>
USB	2 x USB (Ex ia), 1 x USB (Ex e), 2 x USB (Ex ia) (keyboard, pointer instrument)
Serial	1 x RS 232 (Ex e)
Audio	1 x audio line out (Ex e)
Barcode	Optionally via USB
Bluetooth	Optionally via USB

SIMATIC HMI Panel PC Ex NG	
<b>Power supply</b>	
<ul style="list-style-type: none"> <li>• 230 V AC</li> <li>• 24 V DC</li> </ul>	<ul style="list-style-type: none"> <li>• Yes (100 – 240 V AC)</li> <li>• Yes; optional</li> </ul>
<b>Ambient conditions</b>	
Temperature	<ul style="list-style-type: none"> <li>• -20 °C ... +55 °C</li> <li>• -30 °C ... +55 °C with heater</li> <li>• Storage -40 °C ... +70 °C</li> </ul>
Relative humidity during operation	+55 °C (±2 °C) ≥ 95%, according to IEC 60068-2-30 : 2005
Degree of protection	IP66 front, IP65 rear optionally according to GMP
Vibration	Operation: 5 to 13.2 Hz: ± 1 mm 13.2 to 100 Hz: ± 0.7 g
Shock	Operation: 15 g / 11 ms
<b>Miscellaneous</b>	
Power consumption at 24 V DC	Typ. 50 W / 100 W at O30 / max. 150 W (typ. 170 BTU / 341 BTU at O30 / max. 510 BTU)
<b>Weight / Size</b>	
Weights	
Dimensions (W x H x D)	<ul style="list-style-type: none"> <li>• 22": 660 mm x 475 mm x 110 mm</li> <li>• 24": 660 mm x 475 mm x 110 mm</li> </ul>
<b>Approvals</b>	
IECEX	<ul style="list-style-type: none"> <li>• Ex e q [ia op is Ga] IIC T4 Gb</li> <li>• Ex tb IIIC [ia op is Da] IP65 T110 °C Db</li> </ul>
ATEX	<ul style="list-style-type: none"> <li>• II 2(1) G Ex e q [ia op is Ga] IIC T4 Gb II 2(1) D</li> <li>• Ex tb IIIC [ia op is Da] IP65 T110 °C Db</li> </ul>
NEC	Class I, Zone 1 AEx e q [ia] IIC T4 Gb
CEC	Ex e q [ia] IIC T4 Gb Class I, Division 2
TR	<ul style="list-style-type: none"> <li>• 1Ex e q [ia op is Ga] IIC T4 Gb X</li> <li>• Ex tb IIIC [ia op is Da] IP65 T110 °C Db</li> </ul>
KGS	<ul style="list-style-type: none"> <li>• Ex e q IIC T4</li> <li>• Ex tb IIIC IP64 T110 °C</li> <li>• Ex ia IIC T4</li> <li>• Ex ia IIIB T110 °C</li> </ul>

Ordering data	Article No.	Article No.
<b>SIMATIC HMI Panel PC Ex NG</b>	<b>6AV7200 - 6</b>	<b>6AV7200 - 6</b>
<u>Display</u>		
<ul style="list-style-type: none"> <li>• 22", 1 680 x 1 050, 16:10 format, Zone 1</li> <li>• 24", 1 920 x 1 080, 16:9 format, Zone 1</li> <li>• 24", 1 920 x 1 200, 16:10 format, Zone 1</li> <li>• 22", 1 680 x 1 050, 16:10 format, Zone 2</li> <li>• 24", 1 920 x 1 080, 16:9 format, Zone 2</li> <li>• 24", 1 920 x 1 200, 16:10 format, Zone 2</li> <li>• 22", 1 680 x 1 050, 16:10 format, non-Ex</li> <li>• 24", 1 920 x 1 080, 16:9 format, non-Ex</li> <li>• 24", 1 920 x 1 200, 16:10 format, non-Ex</li> </ul>	A B C D E F G H J	A B C D E F G H
<u>Network</u>		
<ul style="list-style-type: none"> <li>• 10/100BaseTX - copper Ethernet</li> <li>• 2 x 10/100BaseTX - 2 x copper Ethernet</li> <li>• 1000BaseSX - Fiber Optic Ethernet</li> <li>• 1000BaseLX - Fiber Optic Ethernet</li> <li>• 100BaseFX - Fiber Optic Ethernet</li> </ul>	A B C D E	A B C D E F
<u>Mass storage / main memory / operating system</u>		
<ul style="list-style-type: none"> <li>• 32 GB SSD, 4 GB RAM, Windows 7 Ultimate 64-bit</li> <li>• 64 GB SSD, 4 GB RAM, Windows 7 Ultimate 64-bit</li> <li>• 128 GB SSD MLD, 4 GB RAM, Windows 7 Ultimate 64-bit</li> <li>• 32 GB SSD, 4 GB RAM, Windows Embedded Standard 7 (WES 7) 64-bit</li> <li>• 64 GB SSD, 4 GB RAM, Windows Embedded Standard 7 (WES 7) 64-bit</li> <li>• 128 GB SSD MLD, 4 GB RAM, Windows Embedded Standard 7 (WES 7) 64-bit</li> </ul>	0 1 2 3 4 5	0 1 2 3
<u>Touch and front design</u>		
<ul style="list-style-type: none"> <li>• Without touch, panel mount with aluminum front</li> <li>• Analog-resistive, polyester membrane with aluminum front</li> <li>• Analog-resistive, glass touch with aluminum front</li> </ul>	0 1 2	
<u>Enclosure type and material</u>		
<ul style="list-style-type: none"> <li>• No enclosure</li> <li>• Cleanroom enclosure front door (CFR), SS304</li> <li>• Front door enclosure (FR), SS304</li> <li>• Back door enclosure (BD), SS304</li> </ul>	0 1 2 3	
<u>SIMATIC HMI Panel PC Ex NG</u>		
<u>Keyboard with housing / layout</u>		
<ul style="list-style-type: none"> <li>• No keyboard</li> <li>• Keyboard housing SS304; layout DE</li> <li>• Keyboard housing SS304; layout US</li> <li>• Keyboard housing SS304; layout FR</li> <li>• Keyboard housing SS304; layout CH</li> <li>• Keyboard housing SS304; layout ES</li> <li>• Keyboard housing SS304; layout SI</li> <li>• Keyboard housing SS304; layout FR-BE</li> </ul>		A B C D E F G H
<u>Integrated mouse / trackball</u>		
<ul style="list-style-type: none"> <li>• No mouse / trackball</li> <li>• Trackball 50 mm IP54</li> <li>• Trackball (SS304) 50 mm IP54</li> <li>• Touch pad</li> <li>• Joystick</li> <li>• Mouse module</li> </ul>		A B C D E F
<u>Mounting options</u>		
<ul style="list-style-type: none"> <li>• Without, front panel fastening only</li> <li>• Direct wall mounting</li> <li>• Fastener for pedestal or elbow on enclosure bottom</li> <li>• Fastener for ceiling or elbow mounting on enclosure top part</li> </ul>		0 1 2 3
<u>Additional options</u>		
<ul style="list-style-type: none"> <li>• 24 V DC power supply</li> <li>• Outdoor to -20 °C for enclosure</li> <li>• Outdoor to -30 °C</li> <li>• Emergency-off button 8003 right, only with enclosure</li> <li>• Emergency-off button 8003 left, only with enclosure</li> </ul>	A01 B01 C01 D01 E01	
<u>Accessories</u>		
<u>USB flash drive</u>		
<ul style="list-style-type: none"> <li>• Intrinsically safe, 16 GB</li> <li>• Intrinsically safe, 16 GB with recovery and backup function</li> <li>• Non-intrinsically safe, 16 GB with recovery and backup function</li> </ul>	6AV7675-0FX00-0AA0 6AV7675-0FX10-0AA0 6AV7675-0FX20-0AA0	
<u>Pedestal</u>		
<ul style="list-style-type: none"> <li>• 60.3 mm; requires enclosure</li> <li>• 60.3 mm; with corner brace; requires enclosure</li> <li>• Large (88.9 mm); requires enclosure</li> <li>• Extra large (114 mm); requires enclosure</li> </ul>	6AV7675-0KE00-0AA0 6AV7675-0KF00-0AA0 6AV7675-0KG00-0AA0 6AV7675-0KH00-0AA0	
<u>Bracket (elbow)</u>		
Requires enclosure	6AV7675-0KJ00-0AA0	

Note:

Please assemble the required IPC configuration using the TIA Selection Tool or configuration editor in the Industry Mall in order to ensure suitability; we do not accept any liability for configurations compiled by users themselves.

You can find additional information on the Internet at:

<http://www.siemens.com/simatic-hmi-ex>

## PC-based Automation

Devices for special requirements

Devices for hazardous areas

### SIMATIC HMI Panel PC Ex OG

#### Overview



SIMATIC HMI Panel PC Ex OG with international approvals for operator control and monitoring in hazardous areas.

#### Technical specifications

SIMATIC HMI Panel PC Ex OG	
<b>General features</b>	
Design	Panel PC, stand-alone device for use outdoors
Front	15" 4:3 or 21.5" 16:9
Resolution	1 024 x 768 or 1 920 x 1 080
Number of colors	16.7 million
Brightness	<ul style="list-style-type: none"> <li>Standard display 350 cd/m<sup>2</sup></li> <li>Sunlight readable display 21.5" 1 000 cd/m<sup>2</sup></li> <li>Sunlight readable display 15" 1200 cd/m<sup>2</sup></li> </ul>
MTBF backlight	LED backlight approx. 50,000 h (70,000 h at 25 °C)
Multi-touch	Capacitive
Keys	8 function keys (capacitive)
<b>Computing unit</b>	
Processor	Intel Core i7-3517UE with 1.7 GHz
Main memory	4 GB or 8 GB RAM
<b>Operating system</b>	
Windows 7 Ultimate	Pre-installed
WES 7 P	Pre-installed
<b>Drives</b>	
Mass storage	SSD with <ul style="list-style-type: none"> <li>80 GB</li> <li>240 GB</li> <li>480 GB</li> </ul>
<b>Interfaces</b>	
Ethernet	<ul style="list-style-type: none"> <li>2 x Ethernet 10/100/1000 Base Tx (Ex e) or</li> <li>FO 100 Base Fx 100 Mb (Ex op is)</li> </ul>
USB	1 x USB (Ex e). 3 x USB (Ex ia)
Serial	1x RS 232 / RS 422 / RS 485 (Ex e)
DVI	1 x DVI Out (Ex e)
Barcode	1 x reader interface (external barcode scanner / reader)
Bluetooth	1 x (optional)

SIMATIC HMI Panel PC Ex OG	
<b>Power supply</b>	
<ul style="list-style-type: none"> <li>230 V AC</li> <li>24 V DC</li> </ul>	<ul style="list-style-type: none"> <li>Standard (100 - 240 V AC)</li> <li>Optional</li> </ul>
<b>Ambient conditions</b>	
Temperature	<ul style="list-style-type: none"> <li>Running operation: -10°C to +65°C</li> <li>Optional: -40°C to +65°C</li> <li>Storage: -40°C to +70°C</li> </ul>
Relative humidity during operation	>95% at +65 °C in accordance with IEC 60068-2-30
Degree of protection	IP66 / 4X all-round
Vibration	Operation: 3 Hz to 22 Hz: 1 mm 22 to 500 Hz: 9.8 m/s <sup>2</sup> = 1 g In accordance with EN 60068-2-6 and DNV Marine approval vibration class A
Shock	Operation: 15 g / 11 mS
<b>Miscellaneous</b>	
Power consumption at 24 V DC	4.6 A (6.9 A in heating mode), (recommended fuses 12 A)
<b>Weight / Size</b>	
Weights	15" zone 1; < 22.6 kg 21.5" zone 1; < 34 kg
Dimensions (W x H x D)	15": 380 x 394 x 137 mm 21.5": 553 x 458 x 141 mm
<b>Approvals</b>	
ATEX, IECEx	<ul style="list-style-type: none"> <li>Gas: II 2 (1) G Ex e q [ia op is Ga] IIC T4 Gb</li> <li>Dust: II 2 (1) D Ex tb [ia op is Da] IIIC T115°C Db</li> </ul>
More, such as UL, NEC, CSA, coming soon	

Ordering data	Article No.	Article No.
<b>SIMATIC HMI Panel PC Ex OG</b>	<b>6AV7200-</b>	<b>A 0</b>
<u>Display</u>		
• 15", 1 024 x 768, 4:3 format; Zone 1	A	
• 21.5" Full HD, 1 920 x 1 080, format 16:9; Zone 1	B	
• 15", 1 024 x 768, 4:3 format; Zone 2 and non-Ex	C	
• 21.5" Full HD, 1 920 x 1 080, format 16:9; Zone 2 and non-Ex	D	
<u>Network</u>		
• 1 x 1000 Base TX – copper Ethernet in combination with WLAN	A	
• 2 x 1000 Base TX – copper Ethernet not in combination with WLAN	B	
• 2x 1000 Base FX - fiber-optic Ethernet not in combination with WLAN	C	
<u>Mass storage/main memory</u>		
• 80 GB SSD, 4 GB RAM	1	
• 240 GB SSD, 8 GB RAM	2	
• 480 GB SSD, 8 GB RAM	3	
<u>Operating system</u>		
• Windows 7 Ultimate	1	
• WES7 P	2	
<u>Display options</u>		
• Standard TFT, not touch; for 15" display only	1	
• Sunlight-readable display 15", not touch	2	
• Sunlight-readable display 21.5", not touch	3	
• Standard TFT, capacitive glass touch, for 15" display only	4	
• Sunlight-readable display 15", capacitive glass touch	5	
• Sunlight-readable display 21.5", capacitive glass touch	6	
<u>Optional expansions</u> <sup>1)</sup>		
• No WLAN, no Bluetooth, no RFID	A	
• WLAN 2.4 GHz, no Bluetooth, no RFID	B	
• WLAN 2.4 GHz and 5 GHz, no Bluetooth, no RFID	C	
• No WLAN, Bluetooth, no RFID	D	
• WLAN 2.4 GHz, Bluetooth, no RFID	E	
• WLAN 2.4 GHz and 5 GHz, Bluetooth, no RFID	F	
• No WLAN, no Bluetooth, RFID, not for 15" display	G	
• WLAN 2.4 GHz, no Bluetooth, RFID, not for 15" display	H	
• WLAN 2.4 GHz and 5 GHz, no Bluetooth, RFID, not for 15" display	J	
• No WLAN, Bluetooth, RFID, not for 15" display	K	
• WLAN 2.4 GHz, Bluetooth, RFID, not for 15" display	L	
• WLAN 2.4 GHz and 5 GHz, Bluetooth, RFID, not for 15" display	M	
<u>Additional options</u>		
• 24 V power supply	-A01	
• CAN bus interface open CAN Ex e	-B01	
• VESA 200 and table pedestal and bracket SS316L material	-C01	
• Outdoor design E01, F01, G01 and H01 now listed under accessories	-D01	
<u>Accessories</u>		
<b>Digital KVM for HMI Thin Client Ex monitor option</b> With 2 x USB, 2 x PS/2, 1 x VGA/DVI-i		<b>6AV7675-0EX00-0AA0</b>
<b>USB drive</b>		
• Intrinsically safe, 16 GB		<b>6AV7675-0FX00-0AA0</b>
• Intrinsically safe, 16 GB with recovery function		<b>6AV7675-0FX10-0AA0</b>
• Non-intrinsically safe, 16 GB with recovery and backup function		<b>6AV7675-0FX20-0AA0</b>
<b>Ethernet switch</b> With FOC 4 x 100 Base Tx, 1 x 100 Base (MTRJ) Fx Ex op is		<b>6AV7675-0PX00-0AA0</b>
<b>Pedestal</b>		<b>6AV7675-0KA00-0AA0</b>
<b>Yoke mount</b>		<b>6AV7675-0KB00-0AA0</b>
<b>Sun roof</b>		
• For 15"		<b>6AV7675-0KC00-0AA0</b>
• For 21.5"		<b>6AV7675-0KD00-0AA0</b>
<b>Keyboard</b>		
• DE layout, trackball		<b>6AV7675-0NA00-0AA0</b>
• US layout, trackball		<b>6AV7675-0NB00-0AA0</b>
• FR layout, trackball		<b>6AV7675-0NC00-0AA0</b>
• DE layout, touchpad		<b>6AV7675-0ND00-0AA0</b>
• US layout, touchpad		<b>6AV7675-0NE00-0AA0</b>
• FR layout, touchpad		<b>6AV7675-0NG00-0AA0</b>
• DE layout, joystick		<b>6AV7675-0NH00-0AA0</b>
• US layout, joystick		<b>6AV7675-0NJ00-0AA0</b>
• FR layout, joystick		<b>6AV7675-0NL00-0AA0</b>
• Desktop keyboard US Zone 1, 2, 21, 22		<b>6AV7675-0NK00-0AA0</b>
• Desktop keyboard DE Zone 1, 2, 21, 22		<b>6AV7675-0NM00-0AA0</b>
<b>Transportation in a wooden crate</b>		<b>6AV7675-0NP00-0AA0</b>

<sup>1)</sup> RFID option only with 21.5" display

#### Note:

Please assemble the required IPC configuration using the TIA Selection Tool or configurator in the Industry Mall in order to ensure suitability; we do not accept any liability for configurations compiled by users themselves.

An adapter plate is required for mounting on the support arm systems of well-known manufacturers; see "System components for devices with all-round IP65 protection".

#### More information

Additional information is available on the Internet at:

<http://www.siemens.com/simatic-hmi-ex>



## PC-based Automation

Devices for special requirements

Devices for hazardous areas

### SIMATIC HMI Panel PC Ex

#### Overview



**SIMATIC HMI Panel PC Ex** with international approvals for operation and monitoring in hazardous areas.

#### Notice:

Effective immediately, the SIMATIC Panel PC Ex will be supplied with a Quad-Core Intel Atom Processor E3845, thus enabling it to offer around four times the performance of the current Intel Atom N270 systems.

A new ordering configurator with the Article No. 6AV7200-4....-.... has been created.

Additional information is available on the Internet at:

<http://www.siemens.com/simatic-hmi-ex>

And in the Industry Mall:

<https://mall.industry.siemens.com>

#### Technical specifications

SIMATIC HMI Panel PC Ex	
<b>General features</b>	
<b>Design</b>	Panel PC built-in unit, protective enclosure available as an option
<b>Front</b>	15" and 19", optional 15" sunlight-readable displays
<b>Operation</b>	Touch with 8 function keys
<b>Processor</b>	Intel Atom E3845 with 1.91 GHz
<b>Main memory</b>	4 GB DDR2 SDRAM
<b>Operating system, preinstalled and configured</b>	Windows 7 MUI, Windows 7 Ultimate, WES7 E
<b>Mass storage</b>	32 GB SSD, 128 GB SSD
<b>Power supply</b>	24 V DC, max. 2.1 A (19")
<b>Interfaces</b>	
Ethernet	10/100 Mbit Ex e, or fiber-optics 100 Mbit (SC) Ex op is
USB 2.0	2 x Ex i, 2 x Ex e (Zone 1) or 2 x Ex nA (Zone 2)
Serial	1 x RS232 or 1 x RS422/485

#### Technical specifications (continued)

SIMATIC HMI Panel PC Ex	
<b>Ambient conditions</b>	
Degree of protection	IP66 at front, IP65 at rear, IP66 in protective enclosure
Ambient temperature during operation	- 20 °C ... + 50 °C (cold start -10 °C) with optional auxiliary heater down to - 30 °C
Relative humidity during operation	90 % at + 40 °C, no condensation
<b>Approvals/directives</b>	
<b>Devices in version "Zone 1"</b>	
ATEX directive 94/9/EC	
• Network 10/100 Base-Tx	II 2 (2) G Ex d e ia ib mb [ja ib] IIC T4 Gb II 2 (2) D Ex ia tb [ja ib] IIIC T80°C Db IP66
• Network 10/100 Base-Fx	II 2 (2) G Ex d e ia ib mb [ja ib op is] IIC T4 Gb II 2 (2) D Ex ia tb [ja ib op is] IIIC T80°C Db IP66
IECEX	
• Network 10/100 Base-Tx	Ex d e ia ib mb [ja ib] IIC T4 Gb Ex ia tb [ja ib] IIIC T80°C Db IP66
• Network 10/100 Base-Fx	Ex d e ia ib mb [ja ib op is] IIC T4 Gb Ex ia tb [ja ib op is] IIIC T80°C Db IP66
GOST-R	
• Network 10/100 Base-Tx	2 Ex d e ia ib mb [jaib] IIC T4 DIP A21 TA80°C, IP66
• Network 10/100 Base-Fx	2 Ex d e ia ib mb [jaibopis] IIC T4 DIP A21 TA80°C, IP66
CSA	
	Ex d e ia ib mb [ja ib] IIC T4 Gb, Type 4X, IP66 Class II, Division 1, Groups E, F, G, T80°C Ex ia tb [ja ib] IIIC T80°C Db, IP66
KGS	
	Ex d e ia ib mb [ja ib] IIC T4 Ex ia tb [ja ib] IIIC T80°C Db IP66
InMetro	
• Network 10/100 Base-Tx	Ex d e ia ib mb [ja ib] IIC T4 Gb Ex ia tb [ja ib] IIIC T80°C Db IP66
• Network 10/100 Base-Fx	Ex d e ia ib mb [ja ib op is] IIC T4 Gb Ex ia tb [ja ib op is] IIIC T80°C Db IP66
Device version "UL Class 1, Division 2"	
	Class 1, Division 2, Groups A, B, C, D Class 2, Division 2, Groups F, G Class 3, Hazardous Locations

SIMATIC HMI Panel PC Ex	
<b>Devices in version "Zone 2"</b>	
ATEX directive 94/9/EC	
• Network 10/100 Base-Tx	II 3 (2/3) G Ex d e ia ib mb nA [ib Gb] [ic] IIC T4 Gc II 3 (2/3) D Ex ia tc [ib Db] [ic] IIIC T80°C Dc IP66
• Network 10/100 Base-Fx	II 3 (2/3) G Ex d e ia ib mb nA [ib op is Gb] [ic] IIC T4 Gc II 3 (2/3) D Ex ia tc [ib op is Db] [ic] IIIC T80°C Dc IP66
IECEX	
• Network 10/100 Base-Tx	Ex d e ia ib mb nA [ib Gb] [ic] IIC T4 Gc Ex ia tc [ib Db] [ic] IIIC T80°C Dc IP66
• Network 10/100 Base-Fx	Ex d e ia ib mb nA [ib op is Gb] [ic] IIC T4 Gc Ex ia tc [ib op is Db] [ic] IIIC T80°C Dc IP66
GOST-R	
• Network 10/100 Base-Tx	2 Ex d e ia ib mb nA [ib][ic] IIC T4 DIP A21 TA80°C, IP66
• Network 10/100 Base-Fx	2 Ex d e ia ib mb nA [ib opis][ic] IIC T4 DIP A21 TA80°C, IP66
CSA	
	Ex d e ia ib mb nA [ib Gb] [ic] IIC T4 Gc, Type 4X, IP66 Class II, Division 2, Groups E, F, G, T80°C; Ex ia tc [ib ic] IIIC T80°C Dc, IP66
InMetro	
• Network 10/100 Base-Tx	Ex d e ia ib mb nA [ib Gb] [ic] IIC T4 Gc Ex ia tc [ib Db] [ic] IIIC T80°C Dc IP66
• Network 10/100 Base-Fx	Ex d e ia ib mb nA [ib op is Gb] IIC T4 Ex ia tc [ib op is Db] [ic] IIIC T80°C Dc IP66
Device version "UL Class 1, Division 2"	
	Class 1, Division 2, Groups A, B, C, D Class 2, Division 2, Groups F, G Class 3, Hazardous Locations
<b>Dimensions</b>	
Mounting dimensions (W x H x D)	15": 427.5 mm x 327.5 mm x 165 mm 19": 522.5 mm x 412.5 mm x 165 mm
Front dimensions (W x H)	15": 440 mm x 340 mm 19": 535 mm x 425 mm
<b>Weight</b>	
	15": 15 kg 19": 23 kg

## PC-based Automation

Devices for special requirements

Devices for hazardous areas

### SIMATIC HMI Panel PC Ex

#### Ordering data

##### SIMATIC HMI Panel PC Ex2

SIMATIC HMI Panel PC Ex;  
4 x USB 2.0, 2 x RS 232/422;  
power supply 24 V DC;  
Intel Atom E3845; 1.91 GHz

##### Design / display size

- Zone 2: 15" touch with 8 function keys
- Zone 2: 19" touch with 8 function keys
- Zone 1: 15" touch with 8 function keys
- Zone 1: 19" touch with 8 function keys
- Zone 2: 15" touch, sunlight-readable with 8 function keys
- Zone 1: 15" touch, sunlight-readable with 8 function keys

##### Network

- 10/100 base Tx, Ex e
- 100 base Fx FOC (SC), Ex op is

##### Mass storage

- SSD 32 GB, 4 GB RAM
- SSD 128 GB MLC, 4 GB RAM

##### Operating system (pre-installed)

- Windows 7 Ultimate (64-bit)
- Windows 7 Embedded Standard 7 E 64-bit
- Without

##### Enclosure options

- Without protective enclosure
- Stainless steel enclosure for:
  - Wall mounting
  - Pedestal (incl. coupling, 300° rotation possible)
  - Suspension bracket (incl. coupling, 300° rotation possible)
  - Support arm (incl. coupling, 300° rotation possible)
  - Swivel arm from above (incl. coupling, 300° rotation possible)

#### Article No.

6AV7200 - 4 ■ ■ ■ ■ - ■ ■ A 0

A

B

C

D

E

F

A

B

0

1

0

1

2

0

1

2

3

4

5

#### Article No.

6AV7200 - 4 ■ ■ ■ ■ - ■ ■ A 0

A

B

C

D

E

F

G

##### SIMATIC HMI Panel PC Ex2

##### External keyboard

- Without
- QWERTZ keyboard, mounted on protective enclosure
- QWERTY keyboard, mounted on protective enclosure
- AZERTY keyboard, mounted on protective enclosure
- QWERTZ keyboard with trackball, mounted on protective enclosure
- QWERTY keyboard with trackball, mounted on protective enclosure
- AZERTY keyboard with trackball, mounted on protective enclosure

##### Further options together with stainless steel enclosure

- Breather glands (to avoid build-up of condensation)
- Heater (2 x 50 W incl. temp. controller, only in protective enclosure)
- Handles, mounted (only in protective enclosure)
- Front USB (bottom) (only in protective enclosure)
- NPT thread for pedestal mounting (only in protective enclosure)

-z A01

-z B01

-z C01

-z D01

-z G01

##### Accessories

##### Digital KVM for HMI Thin Client Ex

6AV7675-0EX00-0AA0

##### USB drive

- Intrinsically safe, 16 GB
- Intrinsically safe, 16 GB with recovery function
- Non-intrinsically safe, 16 GB with recovery and backup function

6AV7675-0FX00-0AA0

6AV7675-0FX10-0AA0

6AV7675-0FX20-0AA0

##### Ethernet switch

With FOC 4 x 100 Base Tx,  
1 x 100 Base (MTRJ) Fx Ex op is

6AV7675-0PX00-0AA0

#### Note:

Please assemble the required IPC configuration using the TIA Selection Tool or configurator in the Industry Mall in order to ensure suitability; we do not accept any liability for configurations compiled by users themselves.

Additional information is available on the Internet at:

<http://www.siemens.com/simatic-hmi-ex>

## Overview

### SIMATIC HMI Thin Client Ex NG

The new generation SIMATIC HMI Thin Client Ex NG has been specially developed for use in the pharmaceutical, chemical and life science industries, but can also be used in many other areas since it satisfies the requirements for operator control and monitoring directly in hazardous areas.

Due to the 22" and 24" display diagonals, these devices are ideal for showing plant and process information provided from systems such as PCS.

#### Highlights:

- High degree of industrial functionality and industrial front panels
  - Single-touch fronts 22" (1 680 x 1 050), 24" (1 920 x 1 080) and 24" WU (1 920 x 1 200)
  - -30 °C up to 55 °C ambient temperature in operation
  - Resistive Touch Display 300 cd/m<sup>2</sup>
  - Built-in unit optional stainless steel enclosure or GMP/ cleanroom
- Certificates for hazardous area
  - IECEx, ATEX Zones 1, 21 and 2, 22
  - Class 1, Division 2
  - NEC
  - CEC
  - KGS
  - TR
  - Certificates for marine applications DNV / GL
- High system performance in hazardous areas
  - Intel Bay Trail (BT) 1.91 GHz Quad-Core

## Technical specifications

SIMATIC HMI Thin Client Ex NG	
<b>General features</b>	
Design	Built-in unit
<b>Fronts</b>	
Display diagonal	<ul style="list-style-type: none"> <li>• 22" (1 680 x 1 050) 16:10,</li> <li>• 24" (1 920 x 1 080) 16:9 and</li> <li>• 24" WU (1 920 x 1 200) 16:10</li> </ul>
Resolution	1 680 x 1 050 or 1 920 x 1 080 or 1 920 x 1 200
Number of colors	16.7 million
Brightness	<ul style="list-style-type: none"> <li>• Standard display 300 cd/m<sup>2</sup></li> </ul>
Contrast	1 000:1
MTBF backlight	LED backlight approx. 50 000 h
Single-touch	Resistive 5-wire glass or membrane touch
<b>Computing unit</b>	
Processor	ATOM E3845, Intel Bay Trail (BT) 1.91 GHz Quad Core
Main memory	4 GB RAM
<b>Operating system</b>	
Windows 10 IoT Enterprise	Pre-installed
Image	Remote firmware
<b>Drives</b>	
Mass storage	64 GB SSD

## PC-based Automation

Devices for special requirements

Devices for hazardous areas

### SIMATIC HMI Thin Client Ex NG

#### Technical specifications (continued)

SIMATIC HMI Thin Client Ex NG	
<b>Interfaces</b>	
Ethernet	<ul style="list-style-type: none"> <li>• 10/100BaseTX - copper Ethernet or</li> <li>• 2x 10/100BaseTX - 2x copper Ethernet or</li> <li>• 1000BaseSX - Fiber Optic Ethernet or</li> <li>• 1000BaseLX - Fiber Optic Ethernet or</li> <li>• 100BaseFX - Fiber Optic Ethernet</li> </ul>
USB	2 x USB (Ex ia), 1 x USB (Ex e), 2 x USB (Ex ia) (keyboard, pointer instrument)
Serial	1 x RS 232 (Ex e)
Audio	1 x audio line out (Ex e)
Barcode	Optionally via USB
Bluetooth	Optionally via USB
<b>Power supply</b>	
<ul style="list-style-type: none"> <li>• 230 V AC</li> <li>• 24 V DC</li> </ul>	<ul style="list-style-type: none"> <li>• Yes (100 – 240 V AC)</li> <li>• Yes; optional</li> </ul>
<b>Ambient conditions</b>	
Temperature	<ul style="list-style-type: none"> <li>• -20 °C ... +55 °C</li> <li>• -30 °C ... +55 °C with heater</li> <li>• Storage -40 °C ... +70 °C</li> </ul>
Relative humidity during operation	+55 °C (±2 °C) ≥ 95%, according to IEC 60068-2-30 : 2005
Degree of protection	IP66 front, IP65 rear optionally according to GMP
Vibration	Operation: 5 to 13.2 Hz: ± 1 mm 13.2 to 100 Hz: ± 0.7 g
Shock	Operation: 15 g / 11 ms

SIMATIC HMI Thin Client Ex NG	
<b>Miscellaneous</b>	
Power consumption at 24 V DC	Typ. 50 W / 100 W at O30 / max. 150 W (typ. 170 BTU / 341 BTU at O30 / max. 510 BTU)
<b>Weight / Size</b>	
Weights	
Dimensions (W x H x D)	<ul style="list-style-type: none"> <li>• 22": 660 mm x 475 mm x 110 mm</li> <li>• 24": 660 mm x 475 mm x 110 mm</li> </ul>
<b>Approvals</b>	
IECEX	<ul style="list-style-type: none"> <li>• Ex e q [ia op is Ga] IIC T4 Gb</li> <li>• Ex tb IIIC [ia op is Da] IP65 T110 °C Db</li> </ul>
ATEX	<ul style="list-style-type: none"> <li>• II 2(1) G Ex e q [ia op is Ga] IIC T4 Gb II 2(1) D</li> <li>• Ex tb IIIC [ia op is Da] IP65 T110 °C Db</li> </ul>
NEC	Class I, Zone 1 AEx e q [ia] IIC T4 Gb
CEC	Ex e q [ia] IIC T4 Gb Class I, Division 2
TR	<ul style="list-style-type: none"> <li>• 1Ex e q [ia op is Ga] IIC T4 Gb X</li> <li>• Ex tb IIIC [ia op is Da] IP65 T110 °C Db</li> </ul>
KGS	<ul style="list-style-type: none"> <li>• Ex e q IIC T4</li> <li>• Ex tb IIIC IP64 T110 °C</li> <li>• Ex ia IIC T4</li> <li>• Ex ia IIIB T110 °C</li> </ul>

Ordering data	Article No.	Article No.	
<b>SIMATIC HMI Thin Client Ex NG</b>	<b>6AV7200 - 5</b>	<b>SIMATIC HMI Thin Client Ex NG</b>	
<u>Display</u>		<u>Keyboard with housing / layout</u>	
<ul style="list-style-type: none"> <li>• 22", 1 680 x 1 050, 16:10 format, Zone 1</li> <li>• 24", 1 920 x 1 080, 16:9 format, Zone 1</li> <li>• 24", 1 920 x 1 200, 16:10 format, Zone 1</li> <li>• 22", 1 680 x 1 050, 16:10 format, Zone 2</li> <li>• 24", 1 920 x 1 080, 16:9 format, Zone 2</li> <li>• 24", 1 920 x 1 200, 16:10 format, Zone 2</li> <li>• 22", 1 680 x 1 050, 16:10 format, non-Ex</li> <li>• 24", 1 920 x 1 080, 16:9 format, non-Ex</li> <li>• 24", 1 920 x 1 200, 16:10 format, non-Ex</li> </ul>	A B C D E F G H J	<ul style="list-style-type: none"> <li>• No keyboard</li> <li>• Keyboard housing SS304; layout DE</li> <li>• Keyboard housing SS304; layout US</li> <li>• Keyboard housing SS304; layout FR</li> <li>• Keyboard housing SS304; layout CH</li> <li>• Keyboard housing SS304; layout ES</li> <li>• Keyboard housing SS304; layout SI</li> <li>• Keyboard housing SS304; layout FR-BE</li> </ul>	A B C D E F G H
<u>Network</u>		<u>Integrated mouse / trackball</u>	
<ul style="list-style-type: none"> <li>• 10/100BaseTX - copper Ethernet</li> <li>• 2 x 10/100BaseTX - 2 x copper Ethernet</li> <li>• 1000BaseSX - Fiber Optic Ethernet</li> <li>• 1000BaseLX - Fiber Optic Ethernet</li> <li>• 100BaseFX - Fiber Optic Ethernet</li> </ul>	A B C D E	<ul style="list-style-type: none"> <li>• No mouse / trackball</li> <li>• Trackball 50 mm IP54</li> <li>• Trackball (SS304) 50 mm IP54</li> <li>• Touch pad</li> <li>• Joystick</li> <li>• Mouse module</li> </ul>	A B C D E F
<u>Mass storage / main memory / operating system</u>		<u>Mounting options</u>	
<ul style="list-style-type: none"> <li>• 64 GB SSD, 4 GB RAM, Windows 10 IoT &amp; Remote Firmware V5</li> </ul>	0	<ul style="list-style-type: none"> <li>• Without, front panel fastening only</li> <li>• Direct wall mounting</li> <li>• Fastener for pedestal or elbow on enclosure bottom</li> <li>• Fastener for ceiling or elbow mounting on enclosure top part</li> </ul>	0 1 2 3
<u>Touch and front design</u>		<u>Additional options</u>	
<ul style="list-style-type: none"> <li>• Without touch, panel mount with aluminum front</li> <li>• Analog-resistive, polyester membrane with aluminum front</li> <li>• Analog-resistive, glass touch with aluminum front</li> </ul>	0 1 2	<ul style="list-style-type: none"> <li>• 24 V DC power supply</li> <li>• Outdoor to -20 °C for enclosure</li> <li>• Outdoor to -30 °C</li> <li>• Emergency-off button 8003 right, only with enclosure</li> <li>• Emergency-off button 8003 left, only with enclosure</li> </ul>	A01 B01 C01 D01 E01
<u>Enclosure type and material</u>		<u>Accessories</u>	
<ul style="list-style-type: none"> <li>• No enclosure</li> <li>• Cleanroom enclosure front door (CFR), SS304</li> <li>• Front door enclosure (FR), SS304</li> <li>• Back door enclosure (BD), SS304</li> </ul>	0 1 2 3	<u>USB flash drive</u>	
		<ul style="list-style-type: none"> <li>• Intrinsically safe, 16 GB</li> <li>• Intrinsically safe, 16 GB with recovery and backup function</li> <li>• Non-intrinsically safe, 16 GB with recovery and backup function</li> </ul>	6AV7675-0FX00-0AA0 6AV7675-0FX10-0AA0 6AV7675-0FX20-0AA0
		<u>Ethernet switch</u>	6AV7675-0PX00-0AA0
		With FOC 4x 100Base Tx, 1x 100 Base (MTRJ), Fx Ex op is	

**Note:**

Please assemble the required IPC configuration using the TIA Selection Tool or configuration editor in the Industry Mall in order to ensure suitability; we do not accept any liability for configurations compiled by users themselves.

You can find additional information on the Internet at:

<http://www.siemens.com/simatic-hmi-ex>

## PC-based Automation

Devices for special requirements

Devices for hazardous areas

### SIMATIC HMI Thin Client Ex OG

#### Overview



SIMATIC HMI Thin Client Ex OG with international approvals for operator control and monitoring in hazardous areas.

#### Technical specifications

SIMATIC HMI Thin Client Ex OG	
<b>General features</b>	
Design	Panel PC, stand-alone device for use outdoors
Front	15" 4:3 or 21.5" 16:9
Resolution	1 024 x 768 or 1 920 x 1 080
Number of colors	16.7 million
Brightness	<ul style="list-style-type: none"> <li>Standard display 350 cd/m<sup>2</sup></li> <li>Sunlight readable display 21.5", 1 000 cd/m<sup>2</sup></li> <li>Sunlight readable display 15", 1 200 cd/m<sup>2</sup></li> </ul>
MTBF backlight	LED backlight approx. 50 000 h (70 000 h at 25 °C)
Multi-touch	Capacitive
Keys	8 function keys (capacitive)
<b>Computing unit</b>	
Processor	Intel Core i7-3517UE with 1.7 GHz; AMD GX-217GA
Main memory	4 GB
<b>Operating system</b>	
Windows 10 Enterprise 2016 LTSB	Pre-installed
Remote Firmware V5	Pre-installed
<b>Drives</b>	
Mass storage	SSD with <ul style="list-style-type: none"> <li>60 GB</li> <li>80 GB</li> </ul>
<b>Interfaces</b>	
Ethernet	<ul style="list-style-type: none"> <li>2 x Ethernet 10/100/1000 Base Tx (Ex e) or</li> <li>FO 100 Base Fx 100 MB (Ex op is)</li> </ul>
USB	1 x USB (Ex e). 3 x USB (Ex ia)
Serial	1x RS 232/RS 422/RS 485 (Ex e)
DVI	1 x DVI Out (Ex e)
Barcode	1 x reader interface (external barcode scanner/reader)
Bluetooth	1 x (optional)

SIMATIC HMI Thin Client Ex OG	
<b>Power supply</b>	
<ul style="list-style-type: none"> <li>230 V AC</li> <li>24 V DC</li> </ul>	<ul style="list-style-type: none"> <li>Standard (100–240 V AC)</li> <li>Optional</li> </ul>
<b>Ambient conditions</b>	
Temperature	<ul style="list-style-type: none"> <li>Running operation: -10 °C to +65 °C</li> <li>Optional: -40 °C to +65 °C</li> <li>Storage: -40 °C to +70 °C</li> </ul>
Relative humidity during operation	> 95% at +65 °C in accordance with IEC 60068-2-30
Degree of protection	IP66/4X all-round
Vibration	Operation: 3 Hz to 22 Hz: 1 mm 22 to 500 Hz: 9.8 m/s <sup>2</sup> = 1 g In accordance with EN 60068-2-6 and DNV Marine approval vibration class A
Shock	Operation: 15 g/11 mS
<b>Miscellaneous</b>	
Power consumption at 24 V DC	4.6 A (6.9 A in heating mode), (recommended fuses: 12 A)
<b>Weight/size</b>	
Weights	15" Zone 1; < 22.6 kg 21.5" Zone 1; < 34 kg
Dimensions (W x H x D)	15": 380 x 394 x 137 mm 21.5": 553 x 458 x 141 mm
<b>Approvals</b>	
ATEX, IECEx	<ul style="list-style-type: none"> <li>Gas: II 2 (1) G Ex e q [ia op is Ga] IIC T4 Gb</li> <li>Dust: II 2 (1) D Ex tb [ia op is Da] IIIC T115°C Db</li> </ul>
More, such as UL, NEC, CSA, coming soon	





## PC-based Automation

Devices for special requirements

Devices for hazardous areas

### SIMATIC HMI Thin Client Ex OG

#### Ordering data

#### Article No.

##### Accessories

##### Digital KVM for HMI Thin Client Ex monitor option

With 2 x USB, 2 x PS/2,  
1 x VGA/DVI-i

6AV7675-0EX00-0AA0

##### USB drive

- Intrinsically safe, 16 GB
- Intrinsically safe, 16 GB with recovery function
- Non-intrinsically safe, 16 GB with recovery and backup function

6AV7675-0FX00-0AA0

6AV7675-0FX10-0AA0

6AV7675-0FX20-0AA0

##### Ethernet switch

With FOC 4 x 100 Base Tx,  
1 x 100 Base (MTRJ) Fx Ex op is

6AV7675-0PX00-0AA0

##### Pedestal

6AV7675-0KA00-0AA0

##### Yoke mount

6AV7675-0KB00-0AA0

##### Sun roof

- For 15"
- For 21.5"

6AV7675-0KC00-0AA0

6AV7675-0KD00-0AA0

##### Keyboard

- DE layout, trackball
- US layout, trackball
- FR layout, trackball
- DE layout, touchpad
- US layout, touchpad
- FR layout, touchpad
- DE layout, joystick
- US layout, joystick
- FR layout, joystick
- Desktop keyboard US Zone 1, 2, 21, 22
- Desktop keyboard DE Zone 1, 2, 21, 22

6AV7675-0NA00-0AA0

6AV7675-0NB00-0AA0

6AV7675-0NC00-0AA0

6AV7675-0ND00-0AA0

6AV7675-0NE00-0AA0

6AV7675-0NG00-0AA0

6AV7675-0NH00-0AA0

6AV7675-0NJ00-0AA0

6AV7675-0NL00-0AA0

6AV7675-0NK00-0AA0

6AV7675-0NM00-0AA0

#### More information

More information is available on the Internet at:

<http://www.siemens.com/simatic-hmi-ex>

## Overview



*SIMATIC HMI Thin Client Ex2* with international approvals for operation and monitoring in hazardous areas.

## Technical specifications

SIMATIC HMI Thin Client Ex2	
<b>General features</b>	
<b>Design</b>	Thin Client built-in unit, available in protective enclosure as an option
Front	15" and 19" display
Operation	Touch with 8 function keys
MTBF backlight	50 000 h
<b>Operating system</b>	Windows 10 Enterprise 2016 LTSC
<b>Mass storage</b>	integrated, 64 GB SSD
<b>Power supply</b>	24 V DC, max. 2.1 A (19")
<b>Interfaces</b>	
Ethernet	100 Mbit Ex e, or alternatively fiber-optics 100 Mbit (SC) Ex op is
USB 2.0	2 x Ex i, 2 x Ex e (Zone 1) or 2 x Ex nA (Zone 2)
Serial	1 x RS232 or 1 x RS422/485
<b>Ambient conditions</b>	
Degree of protection	IP66 at front, IP65 at rear, IP66 in protective enclosure
Ambient temperature during operation	-20 °C ... + 50 °C, (cold start -10 °C) with optional auxiliary heater down to -30 °C
Relative humidity during operation	90 % at 40 °C, no condensation
<b>Approvals/directives</b>	
<b>Devices in "Zone 1" version</b>	
ATEX directive 94/9/EC	
• Network 10/100 Base-Tx	II 2 (2) G Ex d e ia ib mb [ia ib] IIC T4 Gb II 2 (2) D Ex ia tb [ia ib] IIIC T80°C Db IP66
• Network 10/100 Base-Fx	II 2 (2) G Ex d e ia ib mb [ia ib op is] IIC T4 Gb II 2 (2) D Ex ia tb [ia ib op is] IIIC T80°C Db IP66
IECEX	
• Network 10/100 Base-Tx	Ex d e ia ib mb [ia ib] IIC T4 Gb Ex ia tb [ia ib] IIIC T80°C Db IP66
• Network 10/100 Base-Fx	Ex d e ia ib mb [ia ib op is] IIC T4 Gb Ex ia tb [ia ib op is] IIIC T80°C Db IP66
GOST-R	
• Network 10/100 Base-Tx	2 Ex d e ia ib mb [iaib] IIC T4 DIP A21 TA80°C, IP66
• Network 10/100 Base-Fx	2 Ex d e ia ib mb [iaibopis] IIC T4 DIP A21 TA80°C, IP66
CSA	
	Ex d e ia ib mb [ia ib] IIC T4 Gb, Type 4X, IP66 Class II, Division 1, Groups E, F, G, T80°C Ex ia tb [ia ib] IIIC T80°C Db, IP66

SIMATIC HMI Thin Client Ex2	
KGS	Ex d e ia ib mb [ia ib] IIC T4 Ex ia tb [ia ib] IIIC T80°C Db IP66
InMetro	
• Network 10/100 Base-Tx	Ex d e ia ib mb [ia ib] IIC T4 Gb Ex ia tb [ia ib] IIIC T80°C Db IP66
• Network 10/100 Base-Fx	Ex d e ia ib mb [ia ib op is] IIC T4 Gb Ex ia tb [ia ib op is] IIIC T80°C Db IP66
<b>Devices in version "Zone 2"</b>	
ATEX directive 94/9/EC	
• Network 10/100 Base-Tx	II 3 (2/3) G Ex d e ia ib mb nA [ib Gb] [ic] IIC T4 Gc II 3 (2/3) D Ex ia tc [ib Db] [ic] IIIC T80°C Dc IP66
• Network 10/100 Base-Fx	II 3 (2/3) G Ex d e ia ib mb nA [ib op is Gb] [ic] IIC T4 Gc II 3 (2/3) D Ex ia tc [ib op is Db] [ic] IIIC T80°C Dc IP66
IECEX	
• Network 10/100 Base-Tx	Ex d e ia ib mb nA [ib Gb] [ic] IIC T4 Gc Ex ia tc [ib Db] [ic] IIIC T80°C Dc IP66
• Network 10/100 Base-Fx	Ex d e ia ib mb nA [ib op is Gb] [ic] IIC T4 Gc Ex ia tc [ib op is Db] [ic] IIIC T80°C Dc IP66
GOST-R	
• Network 10/100 Base-Tx	2 Ex de i a ib mb nA [ib][ic] IIC T4 DIP A21 TA80°C, IP66
• Network 10/100 Base-Fx	2 Ex de i a ib mb nA [ibopis][ic] IIC T4 DIP A21 TA80°C, IP66
CSA	
	Ex d e ia ib mb nA [ib Gb] [ic] IIC T4 Gc, Type 4X, IP66 Class II, Division 2, Groups E, F, G, T80°C; Ex ia tc [ib ic] IIIC T80°C Dc, IP66
InMetro	
• Network 10/100 Base-Tx	Ex d e ia ib mb nA [ib Gb] [ic] IIC T4 Gc Ex ia tc [ib Db] [ic] IIIC T80°C Dc IP66
• Network 10/100 Base-Fx	Ex d e ia ib mb nA [ib op is Gb] [ic] IIC T4 Ex ia tc [ib op is Db] [ic] IIIC T80°C Dc IP66
<b>Protocols</b>	RDP, RealVNC
<b>Digital KVM switch</b>	Input: DVI / VGA, PS/2 / USB, output: RJ45 (IP network)
<b>Dimensions</b>	
Mounting dimensions (W x H x D) in mm	15": 427.5 x 327.5 x 165 19": 522.5 x 412.5 x 165
Front dimensions in mm	15": 440 x 340 19": 535 x 425
<b>Weight</b>	15": 15 kg, 19": 23 kg

## PC-based Automation

Devices for special requirements

Devices for hazardous areas

### SIMATIC HMI Thin Client Ex2

#### Ordering data

Article No.	Article No.
<b>SIMATIC HMI Thin Client Ex2</b>	<b>6AV7200 - 7 0 - - - -</b>
Intel Atom E3845 1.91 GHz, 24 V DC power supply	
<u>Design / display size</u>	
• Zone 2: 15" touch with 8 function keys	A
• Zone 2: 19" touch with 8 function keys	B
• Zone 1: 15" touch with 8 function keys	C
• Zone 1: 19" touch with 8 function keys	D
<u>Networks</u>	
• 10/100 BaseTX, copper Ethernet	A
• 100 BaseFX, Fibre Optic Ethernet	B
<u>Mass storage / main memory / operating system</u>	
• 64 GB SSD, 4 GB RAM, Windows 10 IoT & Remote Firmware V5	0
<u>Optional interfaces</u>	
• No interfaces	0
• Second serial interface	1
• Intrinsically safe reader interface	2
<u>Enclosure type and material</u>	
• No enclosure	0
• Cleanroom enclosure front door (CFR), SS304	1
• Front door enclosure (FR), SS304	2
• Backdoor enclosure (BD), SS304; (only without wall mounting, without 240 V AC and without -30 °C options)	3
<u>Keyboard with housing; layout</u>	
• No keyboard	A
• Keyboard SS304, layout DE	B
• Keyboard SS304, layout US	C
• Keyboard SS304, layout FR	D
• Keyboard SS304, layout DK	E

Article No.	Article No.
<b>SIMATIC HMI Thin Client Ex2</b>	<b>6AV7200 - 7 0 - - - -</b>
<u>Integrated mouse / trackball</u>	
• No mouse/trackball	A
• Trackball 50 mm IP54 integrated	B
• Trackball 50 mm IP54 separate	C
<u>Mounting options</u>	
• Without, front panel mounting only	0
• Direct wall mounting	1
• Mount for pedestal or bracket mounting on enclosure base	2
• Mount for ceiling or bracket mounting on enclosure top part	3
<u>Additional options</u>	
• 100 .. 240 V AC power supply, (requires enclosure)	A01
• Outdoor to -20 °C (requires enclosure, only without keyboard)	B01
• -20°C (only without keyboard)	C01
• Emergency-off button 8003 right (only with enclosure)	D01
• Emergency-off button 8003 left (only with enclosure)	E01
• Outdoor to -30 °C (requires enclosure, only without keyboard)	F01
• Outdoor to -10 °C (requires enclosure, for keyboard)	G01
<u>Accessories</u>	
<b>Digital KVM for HMI Thin Client Ex</b>	<b>6AV7675-0EX00-0AA0</b>
<b>USB drive</b>	
• Intrinsically safe, 16 GB	<b>6AV7675-0FX00-0AA0</b>
• Intrinsically safe, 16 GB with recovery function	<b>6AV7675-0FX10-0AA0</b>
<b>Ethernet switch</b>	<b>6AV7675-0PX00-0AA0</b>
With FOC 4 x 100 Base Tx, 1 x 100 Base (MTRJ) Fx Ex op is	

#### Note:

Please assemble the required IPC configuration using the TIA Selection Tool or configurator in the Industry Mall in order to ensure suitability; we do not accept any liability for configurations compiled by users themselves.

Additional information is available on the Internet at:

<http://www.siemens.com/simatic-hmi-ex>

## Overview



SIMATIC industrial PCs offer users a wide range of designs and systems which are perfectly matched to industrial applications and meet the stringent demands for ruggedness.

These include e.g.:

- Wide temperature range up to 60 °C
- High resistance to vibration/shock
- Rugged housing design
- Special degrees of protection up to IP65, NEMA 4
- High electromagnetic compatibility (EMC)
- UL, CE industry certification
- Integral industrial power supplies (NAMUR)
- Easy-to-service design for rapid replacement of faulty components

### Higher system availability

A graded concept is available for effective early detection of potential failures and minimization of actual downtimes. It consists of software developed specifically for the SIMATIC IPCs, which enables system availability to be individually increased according to the safety requirements.

### Reduced costs

Special backup mechanisms reduce the risk of data loss and allow the introduction of new concepts at initial or repeated commissioning.

The remote control and automatic self-diagnostics options reduce travel expenditure and time spent on on-site service calls, allowing service measures to be planned more efficiently. Downtimes are minimized or eliminated altogether.

The SIMATIC IPC software products thus help to significantly reduce the total cost of ownership (TCO) of the installation according to the motto: "Small effort, great effect".

The following components are available:

#### SIMATIC IPC Image & Partition Creator

- Software tool for preventive data backup of hard disk contents
- High-speed restoring of system and data partitions with bit accuracy; user software and special installations are also backed up
- Secure processing of hard disk partitions
- Creation of bootable and password-protected USB flash drives
- Secure deletion of data storage media

#### SIMATIC IPC DiagMonitor

- Diagnostic and alarm software for monitoring SIMATIC IPCs
- Comprehensive monitoring of temperature, fans, hard disks (SMART, RAID, CompactFlash, CFast, SSD), watchdog
- Operating hours counter for preventive maintenance
- Event logging and task planning
- Data exchange via OPC, email, text messages or SNMP
- Integrated BIOS Manager

#### SIMATIC IPC Remote Manager

- Efficient remote maintenance and operation of SIMATIC IPCs
- Use of the Intel Active Management Technology (Intel AMT) for SIMATIC IPCs
- Remote access to desktop, BIOS and power management
- Booting of a remote PC by means of a local ISO image

#### SIMATIC IPC BIOS Manager

Software tool for BIOS management for specific SIMATIC IPCs.

#### SIMATIC IPC Support Package for VxWorks

- VxWorks Support Package for SIMATIC embedded and high-end IPCs of D generation and above (except IPC227D)
- Use of the PROFINET and PROFIBUS interfaces, as well as other hardware-level functions under the VxWorks V6.9 real-time operating system

## PC-based Automation

IPC software

### SIMATIC IPC Image & Partition Creator

#### Overview

SIMATIC IPC Image & Partition Creator is the software tool for easy, preventive backup and restoring of hard disk contents (images of individual partitions or complete hard disks). This software can be ordered using the SIMATIC IPC Configurator, or separately as a single license.

- Can run on all SIMATIC IPCs, regardless of the computer configuration
  - Direct starting from the CD possible (no installation required)
  - Complete backup by means of a mouse double-click with "1ClickImage" (must be installed)
  - Menu-driven creation of a bootable USB flash drive as an alternative start medium from which SIMATIC IPC Image & Partition Creator can be started
  - Independent of the operating system thanks to ability to start from the bootable SIMATIC IPC Image & Partition Creator DVD or bootable USB flash drive with Image & Partition Creator
  - Extremely easy system restore using end customer's USB flash drive
- <https://support.industry.siemens.com/cs/ww/en/view/109740914>

#### Ordering data

**SIMATIC IPC Image & Partition Creator V3.5**

**SIMATIC IPC Image & Partition Creator V3.5**

Software tool for very easy preventive data backup and efficient partition management on SIMATIC IPCs

#### Article No.

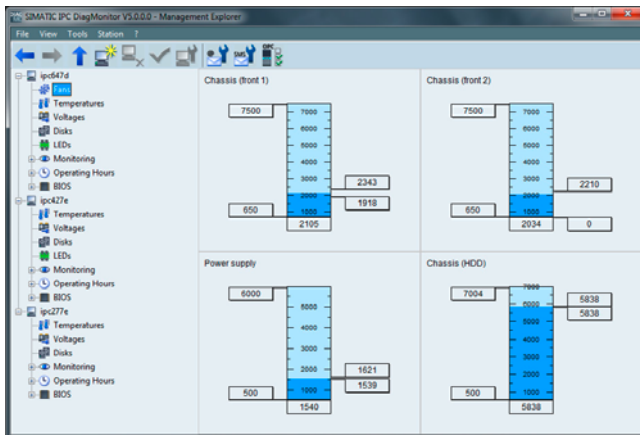
Can be ordered using the SIMATIC IPC Configurator

**6ES7648-6AA03-5YA0**

#### Note:

SIMATIC IPC Image & Partition Creator is also available together with the SIMATIC IPC BIOS Manager pre-installed on the SIMATIC IPC Service USB flash drive.

## Overview



The SIMATIC IPC DiagMonitor permits intelligent and comprehensive monitoring and diagnostics of SIMATIC Industrial PCs.

It detects potential hardware and software faults at an early stage, visualizes operating states and offers various options for access and data exchange.

The SIMATIC IPC DiagMonitor supports not only local diagnostics, but also access via the network to SIMATIC IPC. When installed on a standard PC, all remote functions required for remote access are available.

Only the following SIEMENS products are supported:

- SIMATIC IPC227D / IPC277D
- SIMATIC IPC427D / IPC477D
- SIMATIC IPC627D / IPC647D / IPC677D
- SIMATIC IPC827D / IPC847D
- SIMATIC IPC227E / IPC277E
- SIMATIC IPC427E / IPC477E
- SIMATIC IPC547E
- SIMATIC IPC547G

The software can be ordered as:

- Individual product from stock (e.g. for server applications on third-party PCs or immediate integration in new systems) or
- Option ordered according to the SIMATIC IPC Configurator (Internet, Industry Mall).

One version of SIMATIC IPC DiagMonitor is required for each monitoring PC or for each SIMATIC IPC to be monitored.

<https://support.industry.siemens.com/cs/ww/en/view/109740915>

## Ordering data

## Article No.

**SIMATIC IPC DiagMonitor V5.0**

Can be ordered using the SIMATIC IPC Configurator

**SIMATIC IPC DiagMonitor V5.0**

**6ES7648-6CA05-0YX0**

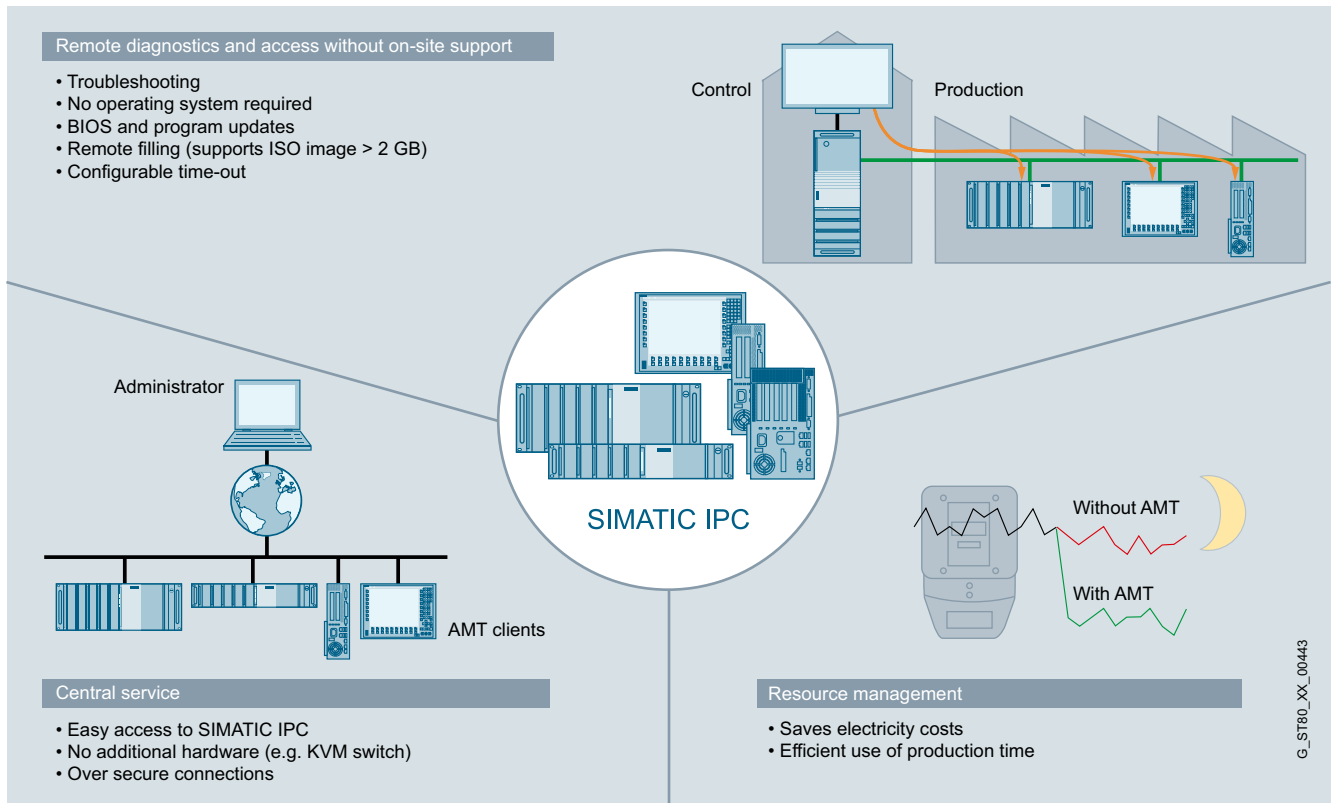
Software tool for monitoring the SIMATIC IPC, incl. manual on CD-ROM (English, German), single license

## PC-based Automation

IPC software

### SIMATIC IPC Remote Manager

#### Overview



#### **SIMATIC IPC Remote Manager**

Efficient remote maintenance and management of SIMATIC IPCs.

With the SIMATIC IPC Remote Manager you can use functions of the Intel Active Management Technology (Intel AMT) for SIMATIC IPCs. Intel AMT is used for remote management of PCs.

Intel AMT offers a range of functions, such as:

- Remote reboot
- IDE redirection
- Keyboard video mouse redirection
- Power on / off / reset, and
- An integrated web server.

<https://support.industry.siemens.com/cs/ww/en/view/109744024>

#### Ordering data

##### **SIMATIC IPC Remote Manager V1.3**

Software tool for remote maintenance and management of SIMATIC IPC, incl. manual on CD-ROM (English, German), single license

#### Article No.

**6ES7648-6EA01-3YA0**

**Overview**

The SIMATIC IPC BIOS Manager V3.3 (WinPE) is a software tool for the management and processing of SIMATIC IPC BIOS data from older IPC device generations.

<https://support.industry.siemens.com/cs/ww/en/view/68849050>

With current SIMATIC IPCs, IPC BIOS Manager functionality is retained in the SIMATIC IPC DiagBase and SIMATIC IPC DiagMonitor diagnostic tools.

<https://support.industry.siemens.com/cs/ww/en/view/109740915>

**Ordering data****SIMATIC IPC BIOS Manager**

Software tool for the management and processing of SIMATIC IPC BIOS data

- Pre-installed on the SIMATIC IPC USB flash drive
- Pre-installed on the SIMATIC IPC Service USB flash drive (incl. Image & Partition Creator V3.5)

**Article No.****6ES7648-0DC60-0AA0****6AV7672-8JD02-0AA0**



## PC-based Automation

IPC software

### SIMATIC IPC Support Package for VxWorks

#### Overview

##### **SIMATIC IPC Support Package for VxWorks V2.0**

Siemens offers the SIMATIC IPC Support Package for VxWorks V2.0 as the successor to versions V1.0 and V1.1 to support additional Industrial Computers (SIMATIC IPC) for the VxWorks real-time operating system.

SIMATIC embedded and high-end IPC devices are supported. The following SIMATIC IPCs can therefore now be operated along with their PROFINET, PROFIBUS and hardware-based functions with the real-time VxWorks V6.9 and V7.0 operating systems:

- VxWorks V6.9 (32-bit) or VxWorks V7 in compatibility mode V6.9 (32-bit):
  - IPC2x7D/E
  - IPC4x7D
  - IPC627D
  - IPC827D
  - IPC647D
  - IPC847D
- VxWorks 7 (64-bit)
  - IPC4x7E

The PROFINET onboard interfaces of the SIMATIC IPCs offer diverse options for integration of real-time solutions with SIMATIC IPC into PROFINET networks. PROFINET RT (real-time) is supported by the standard Ethernet interface of the IPC; PROFINET IRT (isochronous real-time) is supported by the onboard PROFINET interface.

Of the various Windriver product versions of the VxWorks real-time operating system, the "Industrial Devices Platform" is used.

Online help and code completion for the PROFIBUS, PROFINET and hardware-related functions are contained in this product designed for the Workbench development environment.

The SIMATIC IPC Support Package for VxWorks V2.0 also contains the older versions V1.1 and V1.0.

#### Technical specifications

Development system	
Component	Requirements
Hardware	PC
Operating system	Windows 7 (32-bit or 64-bit)
Configuration software for PROFIBUS DP	<ul style="list-style-type: none"> <li>• STEP 7 as of version 5.5 SP3 Hotfix 3 (optional)</li> <li>• from TIA V13 (optional)</li> <li>• NCM PC from Version 5.5 SP3 (optional)</li> </ul>
Configuration software for PROFINET	<ul style="list-style-type: none"> <li>• STEP 7 from Version 5.5 SP3 (optional)</li> <li>• from TIA V12 (optional)</li> <li>• NCM PC from Version 5.5 SP3 (optional)</li> </ul>
Development tools	<ul style="list-style-type: none"> <li>• Workbench V3.3 für VxWorks V6.9</li> <li>• Workbench 4 for VxWorks 7</li> </ul>
Target system	
Component	Requirements
Hardware	SIMATIC IPC2x7D/E or SIMATIC IPC4x7D/E or SIMATIC IPC627D or SIMATIC IPC647D or SIMATIC IPC827D or SIMATIC IPC847D
Operating system	VxWorks V6.9 (32-bit) VxWorks V7 in compatibility mode V6.9 (32-bit) VxWorks 7 (64-bit)

#### Ordering data

#### Article No.

##### **SIMATIC IPC Support Package for VxWorks**

for VxWorks V2.0, supports IPC227E, IPC277E, IPC427D, IPC427E, IPC477E, IPC627D, IPC827D, IPC647D and IPC847D incl. DP and PN as well as diagnostic functions

**6ES7648-6VA02-0YA0**

The VxWorks real-time operating system or the corresponding development or runtime licenses are not a component of the support package.

The customer must obtain a development license for VxWorks from Windriver and use it to create his or her VxWorks image.

For the functions listed above, the customer receives VxWorks support from Siemens in the form of an additional component. The Siemens component comprises drivers, header files, libraries, documentation and examples.

For licensing reasons, Siemens is unable to deliver turnkey VxWorks systems.


The SIMATIC IPC Support Package for VxWorks V2.0 is a runtime license and must be purchased separately for each target system.

For additional information, please refer to the product information (included in scope of supply).

#### More information

For additional information, please refer to the product information (included in scope of supply).

### Overview



#### ***The fast and efficient way to get started with PC-based automation***

Our **embedded bundles** for PC-based automation are based on rugged, fan-free embedded industrial PCs:

- Nanobox PC SIMATIC IPC227 and Microbox PC SIMATIC IPC427 or
- Panel PC SIMATIC IPC277 and SIMATIC IPC477

They are pre-installed, configured, and ready-to-use with the SIMATIC S7-1507S / SIMATIC WinAC RTX (F) Software Controller and/or a version of the SIMATIC WinCC Advanced visualization software.

**Software packages** with SIMATIC WinAC RTX (F), SIMATIC WinCC (SCADA, Advanced, Professional) are available for all SIMATIC IPCs. Ordering the automation software together with an industrial PC results in significant price savings.

### Embedded bundles

Embedded bundles are embedded IPC configurations with pre-installed software, specially designed for automation and visualization tasks.

- All embedded bundles are based on rugged, fanless SIMATIC IPCs.
- Various CPU performance classes are available for different applications. From Intel Atom CPUs for simple open-loop control and visualization tasks all the way to Intel Xeon CPUs for complex automation solutions.
- Optionally pre-installed and configured with the SIMATIC S7-1507S (for IPC227E / 277E / IPC427E / IPC477E) / SIMATIC WinAC RTX (F) Software Controller and/or SIMATIC WinCC RT Advanced visualization software.

### More information

Additional information is available on the Internet at:


<http://www.automation.siemens.com/mcms/pc-based-automation/en/embedded-bundles>

## PC-based Automation

### Embedded Bundles/Software Packages

#### SIMATIC IPC227E bundles

#### Overview



#### **SIMATIC IPC227E (Nanobox PC): The Box PC with optimized performance in compact design – maintenance-free and rugged**

The SIMATIC IPC227E Nanobox PC is an extremely compact and flexible embedded industrial PC.

Thanks to its closed, dust-protected all-metal enclosure, the IPC227E offers maximum industrial functionality for flexible use under harsh conditions – while remaining maintenance-free.

Modern interfaces and the option for expansion via a PCIe slot mean this Box PC can be easily integrated into the automation system. The latest Intel Dual-Core and Quad-Core processors ensure excellent performance here in an ultra-compact design.

#### Ordering data

#### Article No.

SIMATIC IPC227E	6ES7647- 8 B					
<b>Processor</b>						
• Celeron N2807 (2C/2T)				A		
• Celeron N2930 (4C/4T)				B		
• Celeron N2807 (2C/2T)/TPM (not for China)				C		
• Celeron N2930 (4C/4T)/TPM (not for China)				D		
<b>Work memory/NVRAM</b>						
• 2 GB					1	
• 4 GB					2	
• 8 GB					3	
• 2 GB/NVRAM					4	
• 4 GB/NVRAM					5	
• 8 GB/NVRAM					6	
<b>Device version/interface</b>						
• Basis without COM					1	
• Basis with COM1/2					2	
• PCIe without COM					3	
• PCIe with COM1/2					4	
<b>Operating system</b>						
• Without OS					0	
• Windows Embedded Standard 7 E SP1, English, 32-bit					1	
• Windows Embedded Standard 7 E SP1, English, 64-bit					2	
• Windows Embedded Standard 7 P SP1, English, 32-bit					3	
• Windows Embedded Standard 7 P SP1, English, 64-bit					4	
• Windows 7 Ultimate SP1, 32-bit, MUI (en, de, fr, it, es)					5	
• Windows 7 Ultimate SP1, 64-bit, MUI (en, de, fr, it, es)					6	
• Windows 10 IoT Enterprise 2016 LTSB, 64-bit, MUI (en, de, fr, it, es)					7	


#### Article No.

SIMATIC IPC227E	6ES7647- 8 B					
<b>Mass storage</b>						
• Without						A
• 240 GB SSD						C
• 480 GB SSD						D
• 4 GB CFast						K
• 8 GB CFast						L
• 16 GB CFast						M
• 30 GB CFast						N
• 320 GB HDD						R
<b>Software</b>						
• Without SIMATIC software						A
• CPU 1507S						B
• WinCC RT Advanced V14, 128 PT (V15 license package)						D
• WinCC RT Advanced V14, 512 PT (V15 license package)						E
• WinCC RT Advanced V14, 2 048 PT (V15 license package)						F
• WinCC RT Advanced V14, 4 096 PT (V15 license package)						G
• CPU 1507S/WinCC RT Advanced V14, 128 PT (V15 license package)						J
• CPU 1507S/WinCC RT Advanced V14, 512 PT (V15 license package)						K
• CPU 1507S/WinCC RT Advanced V14, 2 048 PT (V15 license package)						L
• CPU 1507S/WinCC RT Advanced V14, 4 096 PT (V15 license package)						M
<b>Mounting accessories</b>						
• Standard mounting rail						1
• Wall mounting						2
• Portrait mounting						3
• Standard mounting rail with ATEX/IECEx Cat 3G Zone 2/cULus Class I Div. 2						4
• Wall mounting with ATEX/IECEx Cat 3G Zone 2/cULus Class I Div. 2						5
• Portrait mounting with ATEX/IECEx Cat 3G Zone 2/cULus Class I Div. 2						6

#### Note:

Please assemble the required IPC configuration using the TIA Selection Tool or configurator in the Industry Mall in order to ensure suitability; we do not accept any liability for configurations compiled by users themselves.

**Overview**



**SIMATIC IPC427E (Microbox PC):**  
*The powerful embedded IPC – maintenance-free with versatile configuration*

Ready-to-run, complete solution:

- Ultra-compact
- Maintenance-free
- Intel Core i technology of the sixth Generation

**Ordering data**

**Article No.**


**Article No.**

SIMATIC IPC427E (Box PC) <sup>1)</sup>	6AG4141-				
<u>Processor and fieldbus</u>					
• Celeron G3902E; 2 x Gigabit Ethernet (IE/PN)		0			
• Celeron G3902E; 3 x Gigabit Ethernet (IE/PN)		1			
• Core i3-6102E; 3 x Gigabit Ethernet (IE/PN)		3			
• Core i5-6442EQ; 3 x Gigabit Ethernet (IE/PN)		5			
• Xeon E3-1505L; 3 x Gigabit Ethernet (IE/PN)		7			
<u>Mounting accessories/ATEX</u>					
• Standard mounting rail			B		
• Wall mounting			C		
• Portrait mounting			D		
• Standard mounting rail with ATEX/IECEX Cat 3G Zone 2 / cULus Class I Div. 2			F		
• Wall mounting with ATEX/IECEX Cat 3G Zone 2 / cULus Class I Div. 2			G		
• Portrait mounting with ATEX/IECEX Cat 3G Zone 2 / cULus Class I Div. 2			H		
<u>Work memory/NVRAM/ECC</u>					
• 4 GB			A		
• 8 GB			B		
• 16 GB			C		
• 8 GB with ECC			D		
• 16 GB with ECC			E		
• 4 GB and NVRAM			F		
• 8 GB and NVRAM			G		
• 16 GB and NVRAM			H		
• 8 GB with ECC and NVRAM			J		
• 16 GB with ECC and NVRAM			K		

SIMATIC IPC427E (Box PC) <sup>1)</sup>	6AG4141-				
<u>Expansions/interface</u>					
• No RS 232/RS 485, without PCIe				0	
• No RS 232/RS 485 and one PCIe				1	
• No RS 232/RS 485 and two PCIe				2	
• Two RS 232/RS 485, without PCIe				3	
• Two RS 232/RS 485 and one PCIe				4	
• Two RS 232/RS 485 and two PCIe				5	
<u>Operating system</u>					
• Without operating system				0	
• Windows Embedded Standard 7 SP1, English, 32-bit				1	
• Windows Embedded Standard 7 SP1, English, 64-bit				2	
• Windows Embedded Standard 7 SP1, English, 64-bit, multi-touch				3	
• Windows 7 Ultimate SP1, 64-bit, MUI (en, de, fr, it, es)				4	
• Windows 10 Enterprise 2016 LTSB (64-bit) for Celeron, Core i3 and Core i5 processors				7	
• Windows 10 Enterprise 2016 LTSB (64-bit) for Xeon processors				8	



**Overview**



**SIMATIC IPC427D (Microbox PC): The powerful embedded IPC – maintenance-free with versatile configuration**

Ready-to-run, complete solutions (software is already installed and preconfigured) for visualization and automation in connection with WinCC RT Advanced and/or WinAC RTX.

- Ultra-compact
- Maintenance-free
- Intel Core i technology of the third Generation
- Current product versions of the pre-installed software:
  - SIMATIC WinCC RT Advanced V13
  - SIMATIC WinAC RTX 2010
  - SIMATIC Net V12.1

**Ordering data**

Article No.	Article No.
<b>SIMATIC IPC427D (Box PC) <sup>1)2)</sup></b>	<b>6AG4140 -</b>
<u>Processor and fieldbus</u>	
• Celeron U827E (1C/1T, 1.4 GHz, 1.5 MB cache); 2 x Gigabit Ethernet (IE/PN)	0
• Celeron U827E (1C/1T, 1.4 GHz, 1.5 MB cache); 2 x Gigabit Ethernet (IE/PN); PROFIBUS DP12	1
• Celeron U827E (1C/1T, 1.4 GHz, 1.5 MB cache); 2 x Gigabit Ethernet (IE/PN); CAN interface	2
• Core i3-3217UE (2C/4T, 1.6 GHz, 3 MB cache); 2 x Gigabit Ethernet (IE/PN)	3
• Core i3-3217UE (2C/4T, 1.6 GHz, 3 MB cache); 2 x Gigabit Ethernet (IE/PN); PROFIBUS DP12	4
• Core i3-3217UE (2C/4T, 1.6 GHz, 3 MB cache); 1 x Gigabit Ethernet (IE/PN); 1 x PROFINET (IRT, 3 ports)	5
• Core i7-3517UE (2C/4T, 1.7 (2.8) GHz, 4 MB cache); 2 x Gigabit Ethernet (IE/PN) (optional ECC only here)	6
• Core i7-3517UE (2C/4T, 1.7 (2.8) GHz, 4 MB cache); 2 x Gigabit Ethernet (IE/PN); PROFIBUS DP12	7
• Core i7-3517UE (2C/4T, 1.7 (2.8) GHz, 4 MB cache); 1 x Gigabit Ethernet (IE/PN); 1 x PROFINET (IRT, 3 ports)	8

Article No.	Article No.
<b>SIMATIC IPC427D (Box PC) <sup>1)2)</sup></b>	<b>6AG4140 -</b>
<u>Mounting accessories:</u>	
• Without mounting accessories	A
• Standard mounting rail	B
• Wall mounting	D
• Portrait mounting	E
• Standard mounting rail with ATEX/IECEX Cat 3G Zone 2/ cULus Class I Div. 2	M
• Wall mounting with ATEX/IECEX Cat 3G Zone 2/ cULus Class I Div. 2	N
• Portrait mounting with ATEX/IECEX Cat 3G Zone 2/ cULus Class I Div. 2	P
<u>Work memory/NVRAM/ECC:</u>	
• 1 GB	A
• 2 GB	B
• 4 GB	C
• 8 GB	D
• 4 GB with ECC (only with Core i7, 2 x Gigabit Ethernet (IE/PN))	G
• 8 GB with ECC (only with Core i7, 2 x Gigabit Ethernet (IE/PN))	H
• 1 GB and NVRAM	J
• 2 GB and NVRAM	K
• 4 GB and NVRAM	L
• 8 GB and NVRAM	M
• 4 GB with ECC and NVRAM (only with Core i7, 2 x Gigabit Ethernet (IE/PN))	N
• 8 GB with ECC and NVRAM (only with Core i7, 2 x Gigabit Ethernet (IE/PN))	P





**More information*****Delivery***

Production and delivery of the devices will typically be completed within 15 business days after receipt of order. The hardware and mass memory with the complete, pre-installed, ready-to-use software are supplied fully assembled.

***Commissioning***

Before the control or visualization application is complete, simply perform the following steps:

- Optional: Installation and setup of additional hardware on the device
- Optional: Installation and setup of other software on the device
- Transfer of the engineering projects from STEP 7 or WinCC Advanced
- Transfer of the supplied license keys for SIMATIC software
- Backup of the installed software and protection of the flash-based mass memory by switching on the Enhance Write filter



## PC-based Automation

### Embedded Bundles/Software Packages

#### SIMATIC IPC277E bundles

##### Ordering data

##### Article No.

SIMATIC IPC277E (Nanopanel PC)	6AV7882-	0	0	0	0
<u>Operating unit</u>					
• 7" touch		A			
• 9" touch		B			
• 12" touch		C			
• 15" touch front USB		D			
• 19" touch front USB		E			
• 12" multi-touch (with WES7-E only single-touch mode)		H			
• 15" multi-touch (with WES7-E only single-touch mode)		F			
• 19" multi-touch (with WES7-E only single-touch mode)		G			
• 15" multi-touch (1 366 x 768; ATEX/IECEx/UL HazLoc; with WES7-E only single-touch mode)		J			
• 19" multi-touch (1 366 x 768; ATEX/IECEx/UL HazLoc; with WES7-E only single-touch mode)		K			
<u>Processor</u>					
• Celeron N2807 (2C/2T)		A			
• Celeron N2930 (4C/4T)		B			
• Celeron N2807 (2C/2T)/TPM		C			
• Celeron N2930 (4C/4T)/TPM		D			
<u>Work memory/NVRAM</u>					
• 2 GB			1		
• 4 GB			2		
• 8 GB			3		
• 2 GB/NVRAM			4		
• 4 GB/NVRAM			5		
• 8 GB/NVRAM			6		

##### Article No.

SIMATIC IPC277E (Nanopanel PC)	6AV7882-	0	0	0	0
<u>Operating system</u>					
• Without operating system					0
• Windows Embedded Standard 7 E SP1, English, 32-bit					1
• Windows Embedded Standard 7 E SP1, English, 64-bit					2
• Windows Embedded Standard 7 P SP1, English, 32-bit					3
• Windows Embedded Standard 7 P SP1, English, 64-bit					4
• Windows 7 Ultimate SP1, 32-bit, MUI (en, de, fr, it, es)					5
• Windows 7 Ultimate SP1, 64-bit, MUI (en, de, fr, it, es)					6
• Windows 10 IoT Enterprise 2016 LTSB, 64-bit, MUI (en, de, fr, it, es)					7
<u>Mass storage</u>					
• Without					A
• 240 GB SSD					C
• 480 GB SSD					D
• 4 GB CFast					K
• 8 GB CFast					L
• 16 GB CFast					M
• 30 GB CFast					N
<u>Software</u>					
• Without SIMATIC software					A
• CPU 1507S					B
• WinCC RT Advanced V14, 128 PT (V15 license package)					D
• WinCC RT Advanced V14, 512 PT (V15 license package)					E
• WinCC RT Advanced V14, 2 048 PT (V15 license package)					F
• WinCC RT Advanced V14, 4 096 PT (V15 license package)					G
• CPU 1507S/WinCC RT Advanced V14, 128 PT (V15 license package)					J
• CPU 1507S/WinCC RT Advanced V14, 512 PT (V15 license package)					K
• CPU 1507S/WinCC RT Advanced V14, 2 048 PT (V15 license package)					L
• CPU 1507S/WinCC RT Advanced V14, 4 096 PT (V15 license package)					M

##### Note:

Please assemble the required IPC configuration using the TIA Selection Tool or the configurator in the Industry Mall in order to ensure suitability; we do not accept any liability for configurations compiled by users themselves.

### Overview



- Built-in versions
  - 15" TFT touch
  - 19" TFT touch
  - 22" TFT touch
  - 15" TFT multi-touch
  - 19" TFT multi-touch
  - 22" TFT multi-touch
  - 24" TFT multi-touch

### **SIMATIC IPC477E: The powerful embedded Panel PC – maintenance-free with versatile configuration**

- Embedded PC platform with extremely high industrial compatibility for demanding tasks in the field of PC-based automation
- Maintenance-free (no rotating components such as fan and hard disk)
- Rugged construction: The PC is resistant to even the harshest mechanical stress and extremely reliable in operation
- Compact design
- Battery-independent retentive memory onboard
- High degree of investment security
- Fast integration capability

## PC-based Automation

### Embedded Bundles/Software Packages

#### SIMATIC IPC477E bundles

##### Ordering data

##### Article No.

##### SIMATIC IPC477E <sup>1)</sup>

6AV7241 -

##### Processor and fieldbus

- Celeron G3902E;  
3 x Gigabit Ethernet (IE/PN) **1**
- Core i3-6102E;  
3 x Gigabit Ethernet (IE/PN) **3**
- Core i5-6442EQ;  
3 x Gigabit Ethernet (IE/PN) **5**
- Xeon E3-1505L;  
3 x Gigabit Ethernet (IE/PN) **7**

##### Operating unit

- 15" single-touch (1 280 x 800)  
with front USB **B**
- 19" single-touch (1 366 x 768)  
with front USB **D**
- 22" single-touch (1 920 x 1 080)  
with front USB **E**
- 15" multi-touch (1 366 x 768),  
single-touch mode only with  
WES7-E **J**
- 19" multi-touch (1 366 x 768),  
single-touch mode only with  
WES7-E **K**
- 22" multi-touch (1 920 x 1 080),  
single-touch mode only with  
WES7-E **L**
- 24" multi-touch (1 920 x 1 080),  
single-touch mode only with  
WES7-E **R**

##### Work memory/NVRAM

- 4 GB **A**
- 8 GB **B**
- 16 GB **C**
- 8 GB with ECC **D**
- 16 GB with ECC **E**
- 4 GB and NVRAM **F**
- 8 GB and NVRAM **G**
- 16 GB and NVRAM **H**
- 8 GB with ECC and NVRAM **J**
- 16 GB with ECC and NVRAM **K**

##### Expansions/interface

- No RS 232/RS 485, without PCIe **0**
- No RS 232/RS 485 and one PCIe **1**
- Second RS 232/RS 485,  
without PCIe **3**
- Second RS 232/RS 485  
and one PCIe **4**
- No RS 232, without PCIe with  
ATEX/IECEX Cat 3G Zone 2 **5**
- No RS 232 and one PCIe with  
ATEX/IECEX Cat 3G Zone 2 **6**
- Two RS 232 without PCIe with  
ATEX/IECEX Cat 3G Zone 2 **7**
- Two RS 232 and one PCIe with  
ATEX/IECEX Cat 3G Zone 2 **8**

##### Operating system

- Without operating system **0**
- Windows Embedded Standard 7  
SP1, English, 32-bit **1**
- Windows Embedded Standard 7  
SP1, English, 64-bit **2**
- Windows Embedded Standard 7 P  
SP1, English, 64-bit, multi-touch **3**
- Windows 7 Ultimate SP1, 64-bit,  
MUI (en, de, fr, it, es) **4**
- Windows 10 Enterprise 2016 LTSP  
(64-bit) for Celeron, Core i3 and  
Core i5 processors **7**
- Windows 10 Enterprise 2016 LTSP  
(64-bit) for Xeon processors **8**

##### Article No.

##### SIMATIC IPC477E <sup>1)</sup>

6AV7241 -

##### Mass storage, externally accessible

- Without external mass storage **0**
- CFast 2 GB, without operating  
system **1**
- CFast 4 GB, without operating  
system **2**
- CFast 8 GB (only optionally with  
operating system/software if no  
internal mass storage or HDD) **3**
- CFast 16 GB (only optionally with  
operating system/software if no  
internal mass storage or HDD) **4**
- CFast 30 GB (only optionally with  
operating system/software if no  
internal mass storage or HDD) **5**

##### Mass storage, internal

- Without internal mass storage **A**
- Solid-state drive 240 GB; SATA **F**
- Solid-state drive 480 GB; SATA **G**
- 320 GB HDD **J**

##### SIMATIC software (bundles)

- Without SIMATIC software **A**
- CPU 1507S **B**
- WinCC RT Advanced V14 SP1 **C**
- 128 PT **D**
- 512 PT **E**
- 2 048 PT **F**
- 4 096 PT **G**
- 8 192 PT **G**
- CPU 1507S / WinCC RT Advanced  
V14 SP1 **H**
- 128 PT **J**
- 512 PT **K**
- 2 048 PT **L**
- 4 096 PT **M**
- 8 192 PT **M**

##### Power supply:

- 24 V DC industrial power supply **0**
- 110/230 V AC industrial power  
supply with NAMUR;  
European power cable **1**
- 110/230 V AC industrial power  
supply with TPM <sup>2)</sup> **7**
- (not for China or Russia) NAMUR,  
European power cable
- 24 V DC industrial power supply  
and TPM <sup>2)</sup> **8**
- (not for China or Russia)

<sup>1)</sup> For an up-to-date overview, see the SIMATIC PC Online Configurator:  
<http://www.siemens.com/ipc-configurator>

<sup>2)</sup> TPM = Trusted Platform Module

### Overview



#### **SIMATIC IPC477D: The powerful embedded Panel PC – maintenance-free with versatile configuration**

Ready-to-run, complete solutions (software is already installed and preconfigured) for visualization and automation in connection with WinCC RT Advanced and/or WinAC RTX.

- Embedded PC platform with extremely high industrial compatibility for demanding tasks in the field of PC-based automation
- Maintenance-free (no rotating components such as fan and hard disk)
- Rugged construction: The PC is resistant to even the harshest mechanical stress and extremely reliable in operation
- Compact design
- Battery-independent retentive memory onboard
- High degree of investment security
- Fast integration capability
- Safety requirements up to SIL 3 in accordance with IEC 61508/62061 or EN ISO 13849-1 up to PL e can be implemented with WinAC RTX F

The following front versions are available:

- Built-in versions
  - 12" TFT Touch
  - 15" TFT Touch
  - 19" TFT Touch
  - 22" TFT Touch
  - 15" TFT Touch/Key

### Ordering data

### Article No.

#### **SIMATIC IPC477D<sup>1)</sup>**

##### Processor and fieldbus:

- Celeron U827E (1C/1T, 1.4 GHz, 1.5 MB cache); 2 x Gigabit Ethernet (IE/PN)
- Celeron U827E (1C/1T, 1.4 GHz, 1.5 MB cache); 2 x Gigabit Ethernet (IE/PN); PROFIBUS DP12
- Core i3-3217UE (2C/4T, 1.6 GHz, 3 MB cache); 2 x Gigabit Ethernet (IE/PN)
- Core i3-3217UE (2C/4T, 1.6 GHz, 3 MB cache); 2 x Gigabit Ethernet (IE/PN); PROFIBUS DP12
- Core i3-3217UE (2C/4T, 1.6 GHz, 3 MB cache); 1 x Gigabit Ethernet (IE/PN); 1 x PROFINET (IRT, 3 ports)
- Core i7-3517UE (2C/4T, 1.7 (2.8) GHz, 4 MB cache); 2 x Gigabit Ethernet (IE/PN)
- Core i7-3517UE (2C/4T, 1.7 (2.8) GHz, 4 MB cache); 2 x Gigabit Ethernet (IE/PN); PROFIBUS DP12
- Core i7-3517UE (2C/4T, 1.7 (2.8) GHz, 4 MB cache); 1 x Gigabit Ethernet (IE/PN); 1 x PROFINET (IRT, 3 ports)

##### Operator control unit:

- 12" touch (1 280 x 800) (caution, restrictions regarding options: HDD, PCI, AC, DVD)
- 15" touch (1 280 x 800) with front USB
- 15" touch/key (1 280 x 800) with front USB
- 19" touch (1 366 x 768) with front USB
- 22" touch (1 920 x 1 080) with front USB
- 15" multi-touch (1 366 x 768) without front USB
- 19" multi-touch (1 366 x 768) without front USB
- 22" multi-touch (1 920 x 1 080) without front USB
- 15" multi-touch (1 366 x 768) without front USB, with marine approval
- 19" multi-touch (1 366 x 768) without front USB, with marine approval
- 22" multi-touch (1 920 x 1 080) without front USB, with marine approval

##### Work memory/NVRAM

- 1 GB
- 2 GB
- 4 GB
- 8 GB
- 1 GB and NVRAM
- 2 GB and NVRAM
- 4 GB and NVRAM
- 8 GB and NVRAM

Article No.	
6AV7240 -	
0	
1	
3	
4	
5	
6	
7	
8	
A	
B	
C	
D	
E	
H	
K	
L	
M	
N	
P	
A	
B	
C	
D	
J	
K	
L	
M	

## PC-based Automation

### Embedded Bundles/Software Packages

#### SIMATIC IPC477D bundles

##### Ordering data

##### Article No.

Ordering data	Article No.
<b>SIMATIC IPC477D <sup>1)</sup></b>	<b>6AV7240 -</b>
<u>Expansions/interface:</u>	
• 1 x RS 232, without PCIe	0
• 1 x RS 232 and one PCIe	1
• Two RS 232, without PCIe	3
• Two RS 232 and one PCIe	4
<u>Operating system:</u>	
• Without operating system	0
• Windows Embedded Standard 7 Professional, 32-bit, MUI	3
• Windows Embedded Standard 7 SP1, English, 32-bit	4
• Windows Embedded Standard 7 SP1, English, 64-bit	5
• Windows 7 Ultimate SP1, 32-bit, MUI (en, de, fr, it, es)	6
• Windows 7 Ultimate SP1, 64-bit, MUI (en, de, fr, it, es)	7
<u>Externally accessible mass storage (without operating system):</u>	
• Without external mass storage	0
• CFAST 2 GB, without operating system	1
• CFAST 4 GB <sup>4)</sup>	2
• CFAST 8 GB <sup>4)</sup>	3
• CFAST 16 GB <sup>4)</sup>	4
• DVD	6
<u>Internal mass storage:</u>	
• Without internal mass storage	A
• CFAST 2 GB	B
• CFAST 4 GB	C
• CFAST 8 GB	D
• CFAST 16 GB	E
• 320 GB HDD	K
• DVD	L
• SSD 240 GB standard without DVD	P
• SSD 480 GB standard without DVD	R
• HDD min. 320 GB with DVD	Q

##### Article No.

Ordering data	Article No.
<b>SIMATIC IPC477D <sup>1)</sup></b>	<b>6AV7240 -</b>
<u>SIMATIC software pre-installed (bundles):</u>	
• Without SIMATIC software	A
• WinAC RTX 2010 <sup>2)</sup>	B
• WinCC RT Advanced, 128 PT (V15 license package)	C
• WinCC RT Advanced, 512 PT (V15 license package)	D
• WinCC RT Advanced, 2 048 PT (V15 license package)	E
• WinCC RT Advanced, 4 096 PT (V15 license package)	F
• WinCC RT Advanced, 128 PT (V15 license package), WinAC RTX <sup>2)</sup>	J
• WinCC RT Advanced, 512 PT (V15 license package), WinAC RTX <sup>2)</sup>	K
• WinCC RT Advanced, 2 048 PT (V15 license package), WinAC RTX <sup>2)</sup>	L
• WinCC RT Advanced, 4 096 PT (V15 license package), WinAC RTX <sup>2)</sup>	M
• WinAC RTX 2010 F <sup>2)</sup>	N
• WinCC RT Advanced, 128 PT (V15 license package), WinAC RTX F <sup>2)</sup>	P
• WinCC RT Advanced, 512 PT (V15 license package), WinAC RTX F <sup>2)</sup>	Q
• WinCC RT Advanced, 2 048 PT (V15 license package), WinAC RTX F <sup>2)</sup>	R
• WinCC RT Advanced, 4 096 PT (V15 license package), WinAC RTX F <sup>2)</sup>	S
<u>Power supply:</u>	
• 24 V DC industrial power supply	0
• 110/230 V AC industrial power supply with NAMUR; without power cable	1
• 110/230 V AC industrial power supply with NAMUR; European power cable	2
• 110/230 V AC industrial power supply with NAMUR; US power cable	3
• 110/230 V AC industrial power supply with NAMUR; Chinese power cable	4
• 110/230 V AC industrial power supply with NAMUR; Italian power cable	5
• 110/230 V AC industrial power supply with NAMUR; Swiss power cable	6
• 110/230 V AC industrial power supply with NAMUR; UK power cable	7
• 24 V DC industrial power supply and TPM <sup>3)</sup> (not for China or Russia)	8

<sup>1)</sup> Built-to-order versions with a delivery time of max. 15 working days and with identified repair.

<sup>2)</sup> Only with work memory and NVRAM.

<sup>3)</sup> TPM = Trusted Platform Module

<sup>4)</sup> Only optionally with operating system/software if no internal mass storage or HDD

##### Note:

Please assemble the required IPC configuration using the TIA Selection Tool or configurator in the Industry Mall in order to ensure suitability; we do not accept any liability for configurations compiled by users themselves.

### Overview



#### Software packages with SIMATIC IPC

Software packages with SIMATIC WinCC or SIMATIC WinAC together with the corresponding SIMATIC IPC.

The following are available:

- SIMATIC IPC packages with WinCC V7
- SIMATIC IPC packages with WinCC RT Advanced (TIA Portal)
- SIMATIC IPC packages with WinCC RT Professional (TIA Portal)
- SIMATIC IPC packages with WinAC RTX (F)

A software package can only be supplied if the same number of SIMATIC industrial PCs is ordered together with the software. It cannot be ordered subsequently.

### Ordering data

### Article No.

#### SIMATIC WinCC V7.4 Runtime <sup>1) 2) 3)</sup>

- WinCC Package V7.4, Client
- WinCC Package V7.4, RT 128 PowerTags
- WinCC Package V7.4, RT 512 PowerTags
- WinCC Package V7.4, RT 2048 PowerTags
- WinCC Package V7.4, RT 8192 PowerTags
- WinCC Package V7.4, RT 65 536 PowerTags

6AV6382-2AA07-4AX0

6AV6382-2CA07-4AX0

6AV6382-2DA07-4AX0

6AV6382-2EA07-4AX0

6AV6382-2HA07-4AX0

6AV6382-2FA07-4AX0

#### SIMATIC WinCC V7.3 Runtime <sup>1)</sup>

- WinCC Package V7.3, RT 128 PowerTags
- WinCC Package V7.3, RT 512 PowerTags
- WinCC Package V7.3, RT 2048 PowerTags
- WinCC Package V7.3, RT 8192 PowerTags
- WinCC Package V7.3, RT 65 536 PowerTags

6AV6382-2CA07-3AX0

6AV6382-2DA07-3AX0

6AV6382-2EA07-3AX0

6AV6382-2HA07-3AX0

6AV6382-2FA07-3AX0

#### SIMATIC WinCC Runtime Advanced V15 <sup>1) 2)</sup>

Software and documentation on DVD, including WinCC Archives and WinCC Recipes. Single license, license key on USB flash drive for:

- 128 PowerTags
- 512 PowerTags
- 2 048 PowerTags
- 4 096 PowerTags
- 8 192 PowerTags

6AV2114-2BA05-0AA0

6AV2114-2DA05-0AA0

6AV2114-2FA05-0AA0

6AV2114-2HA05-0AA0

6AV2114-2KA05-0AA0

#### SIMATIC WinCC Runtime Professional V15 <sup>1) 2) 4)</sup>

- WinCC Client for RT Professional
- 128 PowerTags
- 512 PowerTags
- 2 048 PowerTags
- 4 096 PowerTags
- 8 192 PowerTags
- 65 536 PowerTags

6AV2117-2DB05-0AA0

6AV2115-2BA05-0AA0

6AV2115-2DA05-0AA0

6AV2115-2FA05-0AA0

6AV2115-2HA05-0AA0

6AV2115-2KA05-0AA0

6AV2115-2MA05-0AA0

#### SIMATIC WinAC RTX (F) Package

- SIMATIC WinAC RTX <sup>1) 2) 5) 6)</sup>
- SIMATIC WinAC RTX F <sup>1) 2) 5) 6)</sup>

6ES7671-0RC08-6YA0

6ES7671-1RC08-6YA0

<sup>1)</sup> Only if ordered together with a SIMATIC IPC

<sup>2)</sup> The current version is always supplied

<sup>3)</sup> IPC227E and IPC277E as WinCC Client only

<sup>4)</sup> IPC227E/IPC277E and IPC327E/IPC377E only as WinCC Client

<sup>5)</sup> For 32-bit operating systems only

<sup>6)</sup> Not for Rack IPC327E, IPC347D/E, IPC377E, ITP1000, Panel PC Ex

#### Note:

For ordering data for Panel PCs and accessories, see configurators in "SIMATIC Panel PCs".

Additional information is available on the Internet at:

<http://www.automation.siemens.com/simatic-hmi>

## PC-based Automation

### Industrial IoT Gateway

#### SIMATIC IOT2000

##### Overview

##### **SIMATIC IOT2000**


The SIMATIC IOT2000 is the reliable, open platform designed for the acquisition, processing and transfer of data directly in the production environment.

It is ideally suited for use as a gateway between the cloud or company IT level and production.

It can serve as an interface in both directions. It can also transfer evaluated data from the cloud to production control. This continuous exchange of data closes the control loop for optimizing the production process.

The openness of the system in supporting numerous communication protocols and programming in high-level languages enables tailored solutions.

## Overview



### SIMATIC IOT2040

The SIMATIC IOT2040 is the reliable, open platform designed for the acquisition, processing and transfer of data directly in the production environment.

It is ideally suited for use as a gateway between the cloud or company IT level and production.

The openness of the system in supporting numerous communication protocols and programming in high-level languages enables tailored solutions.

#### Openness for industrial IOT applications

- Wide range of options for programming in high-level languages
- Implementation of flexible communication solutions with different protocols, from Modbus RTU, OPC UA to cloud protocols such as MQTT/AMQP
- Use of open source application examples and libraries
- Yocto Linux support

#### Additional information

More information is available on the Internet at:  
<http://siemens.com/iot2000>

## Technical specifications

Article number	<b>6ES7647-0AA00-1YA2</b> SIMATIC IOT2040
<b>Installation type/mounting</b>	
Design	IoT Gateway, built-in unit
<b>Supply voltage</b>	
Type of supply voltage	24 V DC (9 ... 36 V)
<b>Mains buffering</b>	
• Mains/voltage failure stored energy time	5 ms
<b>Processor</b>	
Processor type	Intel Quark X1020
<b>Drives</b>	
Hard disk	1x microSD card slot
<b>Memory</b>	
Type of memory	DDR3-SDRAM
Main memory	1 GB
<b>Hardware configuration</b>	
<b>Slots</b>	
• free slots	1x Arduino, 1x mPCIe
<b>Interfaces</b>	
Number of industrial Ethernet interfaces	2
USB port	1x USB 2.0, 1x USB client
Connection for keyboard/mouse serial interface	USB / USB 2x COM ports (RS 232, RS 485)
<b>Industrial Ethernet</b>	
• Industrial Ethernet interface	2 x Ethernet (RJ45)
- 100 Mbps	Yes
- 1000 Mbps	No
<b>Integrated Functions</b>	
<b>Monitoring functions</b>	
• Temperature monitoring	No
• Watchdog	Yes
• Status LEDs	Yes
• Fan	No



# PC-based Automation

## Industrial IoT Gateway

### SIMATIC IOT2000

#### SIMATIC IOT2040

#### Technical specifications (continued)

Article number	<b>6ES7647-0AA00-1YA2</b> SIMATIC IOT2040
<b>EMC</b>	
<b>Interference immunity against discharge of static electricity</b>	
<ul style="list-style-type: none"> <li>Interference immunity against discharge of static electricity</li> </ul>	±4 kV contact discharge acc. to IEC 61000-4-2; ±8 kV air discharge acc. to IEC 61000-4-2
<b>Interference immunity against high-frequency electromagnetic fields</b>	
<ul style="list-style-type: none"> <li>Interference immunity against high frequency radiation</li> </ul>	10 V/m for 80 - 1000 MHz, 80% AM acc. to IEC 61000-4-3; 3 V/m for 1.4 - 2 GHz, 80% AM acc. to IEC 61000-4-3; 1 V/m for 2 - 2.7 GHz, 80% AM acc. to IEC 61000-4-3; 10 V for 150 kHz - 80 MHz, 80% AM acc. to IEC 61000-4-6
<b>Interference immunity to cable-borne interference</b>	
<ul style="list-style-type: none"> <li>Interference immunity on supply cables</li> <li>Interference immunity on signal cables &gt;30m</li> <li>Interference immunity on signal cables &lt; 30m</li> </ul>	±2 kV acc. to IEC 61000-4-4, burst; ±1 kV acc. to IEC 61000-4-5, surge symmetric; ±2 kV acc. to IEC 61000-4-5, surge asymmetric ±2 kV acc. to IEC 61000-4-5, surge, length > 30 m ±2 kV in accordance with IEC 61000-4-4, burst, length > 30 m
<b>Interference immunity against voltage surge</b>	
<ul style="list-style-type: none"> <li>asymmetric interference</li> <li>symmetric interference</li> </ul>	±2 kV acc. to IEC 61000-4-5, surge asymmetric ±1 kV acc. to IEC 61000-4-5, surge symmetric
<b>Interference immunity to magnetic fields</b>	
<ul style="list-style-type: none"> <li>Interference immunity to magnetic fields at 50 Hz</li> </ul>	100 A/m; to IEC 61000-4-8
<b>Emission of conducted and non-conducted interference</b>	
<ul style="list-style-type: none"> <li>Interference emission via line/AC current cables</li> </ul>	EN 61000-6-4:2007 +A1:2011

Article number	<b>6ES7647-0AA00-1YA2</b> SIMATIC IOT2040
<b>Degree and class of protection</b>	
IP (at the front)	IP20
<b>Standards, approvals, certificates</b>	
Approval	CE (industry), UL, cULus
CE mark	Yes
UL approval	Yes
cULus	Yes
KC approval	Yes
EMC	CE, EN 61000-6-4:2007 +A1:2011, EN 61000-6-2:2005, EN 61000-6-3:2007 +A1:2011, EN 61000-6-1:2007
<b>Ambient conditions</b>	
<b>Ambient temperature during operation</b>	
<ul style="list-style-type: none"> <li>Ambient temperature during operation</li> </ul>	0 °C to 50 °C
<b>Relative humidity</b>	
<ul style="list-style-type: none"> <li>Relative humidity</li> </ul>	Tested according to IEC 60068-2-78, IEC 60068-2-30: Operation: 5 % to 85 % at 30 °C (no condensation), storage / transport: 5 % to 95 % at 25 / 55 °C (no condensation)
<b>Vibrations</b>	
<ul style="list-style-type: none"> <li>Vibration resistance during operation acc. to IEC 60068-2-6</li> </ul>	Tested according to IEC 60068-2-6: 5 Hz to 9 Hz: 3.5 mm; 9 Hz to 200 Hz: 9.8 m/s <sup>2</sup>
<b>Shock testing</b>	
<ul style="list-style-type: none"> <li>Shock load during operation</li> </ul>	Tested according to IEC 60068-2-27: 150 m/s <sup>2</sup> , 11 ms
<b>Operating systems</b>	
without operating system	Yes
<b>Dimensions</b>	
Width	144 mm
Height	90 mm
Depth	53 mm

#### Ordering data

**SIMATIC IOT2040**  
2 x 10/100 Mbps Ethernet RJ45;  
1 x USB 2.0, 1 x USB client;  
SD card slot;  
24 V DC industrial power supply

#### Article No.

**6ES7647-0AA00-1YA2**

#### Article No.

#### Accessories

#### Power supply

#### LOGO!Power 24 V

Stabilized power supply  
Input: 100 – 240 V AC  

- Output: 24 V DC / 0.6 A
- Output: 24 V DC / 1.3 A

**6EP3330-6SB00-0YA0**  
**6EP3331-6SB00-0YA0**

Additional information is available on the Internet at:

<http://siemens.com/logo-power>

<http://siemens.com/iot2000>

## Overview

### IO shield for SIMATIC IOT2000 industrial IoT gateway

The SIMATIC IOT2000 IO shield allows for direct connection of non-time-critical sensor data to the SIMATIC IOT2000 via digital and analog IOs.

#### Essential highlights:

- High degree of industrial functionality
- Arduino shield with 5x DI, 2x DO, 2x AI
- Rapid installation since suitable cover and fixing accessories supplied
- Industrial design
- For use in standard industrial voltage ranges (e.g. 24 V with digital In)
- Tested environmental conditions as for IOT2040 (e.g. for 0 ... 50 °C)
- Approvals as for IOT2040 (CE UL)
- Developed and tested for 24/7 operation
- Extremely versatile application creation
- Module addressing via GPIOs allows wide choice of programming language and development environment.

#### Target applications:

- Direct connection of
  - Sensors
  - Actuators (especially lamps, horns)
- Distribution of data to higher-level units, such as clouds

## Technical specifications

Article number	<b>6ES7647-0KA01-0AA2</b> SIMATIC IOT2000 input/output module
<b>Installation type/mounting</b>	
Mounting	On Arduino interface
Design	Plug-in card
<b>Supply voltage</b>	
Type of supply voltage	24 V DC
<b>Digital inputs</b>	
Number of digital inputs	5
<b>Input voltage</b>	
• Type of input voltage	DC
• for signal "0"	< 5 V DC
• for signal "1"	> 12 V DC
<b>Input current</b>	
• for signal "0", max. (permissible quiescent current)	0.9 mA
• for signal "1", typ.	2.1 mA
<b>Input delay (for rated value of input voltage) for standard inputs</b>	
- at "0" to "1", max.	1.5 ms
- at "1" to "0", max.	1.5 ms

Article number	<b>6ES7647-0KA01-0AA2</b> SIMATIC IOT2000 input/output module
<b>Digital outputs</b>	
Type of digital output	transistor
Number of digital outputs	2
Short-circuit protection	Yes
<b>Output voltage</b>	
• Type of output voltage	DC
• permissible voltage at output, min.	0 V
• permissible voltage at output, max.	28.8 V
<b>Output current</b>	
• for signal "1" rated value	0.3 A
<b>Parallel switching of two outputs</b>	
• for uprating	No
<b>Switching frequency</b>	
• with resistive load, max.	10 Hz
• with inductive load, max.	0.5 Hz
<b>Analog inputs</b>	
Number of analog inputs	2
<b>Input ranges</b>	
• Voltage	Yes; 0 to 10V
• Current	Yes; 0 to 20 mA
• Thermocouple	No
• Resistance thermometer	No
• Resistance	No
<b>Input ranges (rated values), voltages</b>	
• 0 to +10 V	Yes
<b>Input ranges (rated values), currents</b>	
• 0 to 20 mA	Yes
<b>Analog value generation for the inputs</b>	
<b>Integration and conversion time/resolution per channel</b>	
• Resolution with overrange (bit including sign), max.	9 bit
<b>Integrated Functions</b>	
<b>Monitoring functions</b>	
• Temperature monitoring	No
• Watchdog	No
• Status LEDs	No
• Fan	No
<b>EMC</b>	
<b>Interference immunity against discharge of static electricity</b>	
• Interference immunity against discharge of static electricity	±4 kV contact discharge acc. to IEC 61000-4-2; ±8 kV air discharge acc. to IEC 61000-4-2
<b>Interference immunity against high-frequency electromagnetic fields</b>	
• Interference immunity against high frequency radiation	10 V/m for 80 - 1000 MHz, 80% AM acc. to IEC 61000-4-3; 3 V/m for 1.4 - 2 GHz, 80% AM acc. to IEC 61000-4-3; 1 V/m for 2 - 2.7 GHz, 80% AM acc. to IEC 61000-4-3; 10 V for 150 kHz - 80 MHz, 80% AM acc. to IEC 61000-4-6

# PC-based Automation

## Industrial IoT Gateway

### SIMATIC IOT2000

#### SIMATIC IOT2000 Input/Output Module

#### Technical specifications (continued)

Article number	<b>6ES7647-0KA01-0AA2</b> SIMATIC IOT2000 input/output module
<b>Interference immunity to cable-borne interference</b>	
<ul style="list-style-type: none"> <li>Interference immunity on supply cables</li> </ul>	±2 kV acc. to IEC 61000-4-4, burst; ±1 kV acc. to IEC 61000-4-5, surge symmetric; ±2 kV acc. to IEC 61000-4-5, surge asymmetric
<ul style="list-style-type: none"> <li>Interference immunity on signal cables &gt;30m</li> </ul>	±2 kV acc. to IEC 61000-4-5, surge, length > 30 m
<ul style="list-style-type: none"> <li>Interference immunity on signal cables &lt; 30m</li> </ul>	±2 kV in accordance with IEC 61000-4-4, burst, length > 30 m
<b>Interference immunity against voltage surge</b>	
<ul style="list-style-type: none"> <li>asymmetric interference</li> </ul>	±2 kV acc. to IEC 61000-4-5, surge asymmetric
<ul style="list-style-type: none"> <li>symmetric interference</li> </ul>	±1 kV acc. to IEC 61000-4-5, surge symmetric
<b>Interference immunity to magnetic fields</b>	
<ul style="list-style-type: none"> <li>Interference immunity to magnetic fields at 50 Hz</li> </ul>	100 A/m; to IEC 61000-4-8
<b>Emission of conducted and non-conducted interference</b>	
<ul style="list-style-type: none"> <li>Interference emission via line/AC current cables</li> </ul>	EN 61000-6-4:2007 +A1:2011
<b>Degree and class of protection</b>	
IP (at the front)	n.a.
<b>Standards, approvals, certificates</b>	
Approval	CE (industry), UL, cULus
CE mark	Yes
UL approval	Yes
cULus	Yes
KC approval	Yes; For use inside SIMATIC IoT2040
EMC	CE, EN 61000-6-4:2007 +A1:2011, EN 61000-6-2:2005, EN 61000-6-3:2007 +A1:2011, EN 61000-6-1:2007
<b>Ambient conditions</b>	
<b>Ambient temperature during operation</b>	
<ul style="list-style-type: none"> <li>Ambient temperature during operation</li> </ul>	0 °C to 50 °C
<b>Relative humidity</b>	
<ul style="list-style-type: none"> <li>Relative humidity</li> </ul>	Tested according to IEC 60068-2-78, IEC 60068-2-30: Operation: 5 % to 85 % at 30 °C (no condensation), storage / transport: 5 % to 95 % at 25 / 55 °C (no condensation)
<b>Vibrations</b>	
<ul style="list-style-type: none"> <li>Vibration resistance during operation acc. to IEC 60068-2-6</li> </ul>	Tested according to IEC 60068-2-6: 5 Hz to 9 Hz: 3.5 mm; 9 Hz to 200 Hz: 9.8 m/s <sup>2</sup>
<b>Shock testing</b>	
<ul style="list-style-type: none"> <li>Shock load during operation</li> </ul>	Tested according to IEC 60068-2-27: 150 m/s <sup>2</sup> , 11 ms
<b>Operating systems</b>	
without operating system	Yes
<b>Dimensions</b>	
Width	75 mm
Height	57 mm
Depth	32 mm

#### Ordering data

**SIMATIC IOT2000 Input/Output Module**  
5x DI, 2x AI, 2x DO, Arduino shield for SIMATIC IOT2020 and IOT2040

#### Article No.

**6ES7647-0KA01-0AA2**

#### More information

##### Technical support:

Technical and application support for the SIMATIC IOT2000 Input/Output Module is exclusively via the moderated Siemens Industry Online Forum:  
IOT2000 Forum link:

<https://support.industry.siemens.com/tf/de/en/search/mainsearch/?text=IOT2000>

Here you can find Getting Started, FAQs etc.

Application examples are continually being added.

## Overview

### **SIMATIC S7-1500 Software Controller**

- SIMATIC S7-1500 software controller for implementing control tasks with SIMATIC IPC
- High system availability thanks to innovative real-time system
- Available as standard and fail-safe version
- Improved know-how and copy protection
- Integrated motion control functionalities for controlling speed-controlled and positioning axes, support for external encoders, cams/cam tracks and probes
- Integrated web server for diagnostics with the option of creating user-defined web pages
- SIMATIC ODK 1500S for the development and integration of control functions under Windows with the high-level languages C/C++, VB and C#
- SIMATIC Target 1500™ for the development of control functions using Matlab Simulink®

## Overview CPU 1507S



- Software Controller for implementing the functions of a SIMATIC S7-1500 Controller on a SIMATIC IPC
- Used as a PC-based controller in machines with distributed I/O via PROFINET and PROFIBUS
- Use of the IPC onboard interfaces and PC plug-in cards for PROFINET and PROFIBUS connections
- Optimized for PC-based control tasks with the IPC427E Microbox PC and the IPC477E Panel PC
- Can also be used in IPC227E, IPC477D, IPC627D and IPC827D Box PCs, IPC277E, IPC477D and IPC677D Panel PCs, and IPC647D and IPC847D Rack PCs
- Execution of functions and algorithms implemented with high-level languages under Windows (C/C++, C#, VB) and locally in the CPU 1507S (C/C++)
- Integrated Motion Control functionalities for controlling speed-controlled and positioning axes as well as synchronous operation, support for external encoders, precise position gearing between axes, cams/cam tracks and probes
- Integrated web server for diagnostics with the option of creating user-defined web pages
- OPC UA server (data access) as runtime option for easy connection of the software controller to Windows applications or third-party devices/systems

**PC-based Automation**

Software Controllers

SIMATIC S7-1500 Software Controllers

**CPU 1507S****Ordering data****Article No.****Article No.****SIMATIC S7-1500 Software Controller CPU 1507S**

For implementing the function of an S7-1500 controller on SIMATIC IPCs

**Target system:**

Optimized for PC-based control tasks with Microbox PC IPC427E and Panel PC IPC477E

Can also be used with

Panel PC IPC277E

Panel PC IPC477D

Panel PC IPC677D

Box PC IPC227E

Box PC IPC427D

Box PC IPC627D

Box PC IPC827D

Rack PC IPC647D

Rack PC IPC847D

**Requirement:**

Windows 7 / Windows Embedded Standard 7 / Windows 10 IoT (IPC427E, IPC477E, IPC847D only)

**Type of delivery:**

en, de, zh, it, fr, es

- Single license for one installation; software and documentation on DVD, license key on USB flash drive
- Single license for one installation; software download including license key <sup>1)</sup>

6ES7672-7AC01-0YA0

6ES7672-7AC01-0YG0

**Accessories****Upgrade of SIMATIC S7-1500 Software Controller CPU 1507S**

From V 1.8 to V 2.5; software download incl. documentation and license key. Email address required for delivery.

6ES7672-7AC01-0YK0

**SIMATIC IPC**

- SIMATIC IPC427E Microbox PC
- SIMATIC IPC477E Panel PC
- SIMATIC IPC427D Microbox PC
- SIMATIC IPC227E Nanobox PC
- SIMATIC IPC277E Panel PC
- SIMATIC IPC477D Panel PC
- SIMATIC IPC677D Panel PC
- SIMATIC IPC627D Box PC
- SIMATIC IPC827D Box PC
- SIMATIC IPC647D Rack PC
- SIMATIC IPC847D Rack PC

6AG4141-.....-....

6AV7241-.....-....

6AG4140-.....-....

6ES7647-8B.....-....

6AV7882-0...0-...0

6AV7240-.....-....

6AV7260-.....-....

6AG4131-2.....-....

6AG4132-2.....-....

6AG4112-2.....-....

6AG4114-2.....-....

**CP 1625 communications processor**

PCI Express x1 card for connecting PROFINET with IRT to the S7-1500 Software Controller

6ES7648-2CF10-1AA0

**CP 5622 communications processor**

PCI Express x1 card (32-bit) for connection of a programming device or PC to PROFIBUS

6GK1562-2AA00

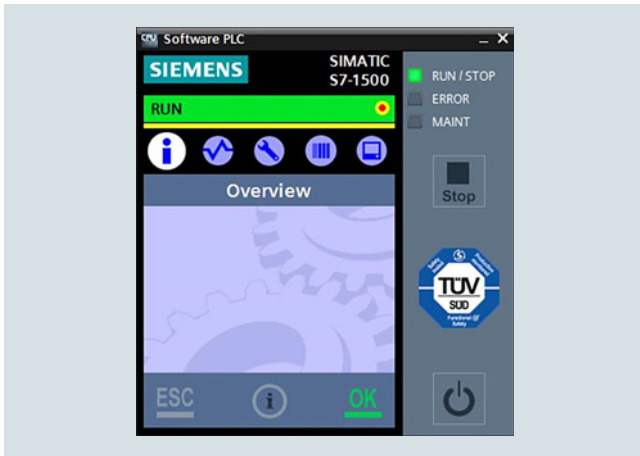
**CP 5623 communications processor**

PCI Express x1 card (32-bit) for connection to PROFIBUS incl. DP-Base software with NCM PC; DP-RAM interface for DP master or DP slave, incl. PG and FDL protocols; single license for 1 installation, runtime software, software and electronic manual on CD-ROM, Class A, for operating system support see SIMATIC NET software; English/German

6GK1562-3AA00

<sup>1)</sup> For up-to-date information and download availability, see: <http://www.siemens.com/tia-online-software-delivery>

#### Overview



- Software Controller for implementing the functions of a SIMATIC S7-1500 Controller on a SIMATIC IPC
- Used as a PC-based controller in machines with distributed I/O via PROFINET and PROFIBUS
- Use of the IPC onboard interfaces and PC plug-in cards for PROFINET and PROFIBUS connections
- Can be used for safety functions up to SIL 3 according to IEC 61508 and up to PLe according to ISO 13849
- Supports PROFIsafe in distributed configurations
- Optimized for PC-based control tasks with the IPC427E Microbox PC and the IPC477E Panel PC (requires configuration with NVRAM)
- Can also be used in IPC227E, IPC477D, IPC627D and IPC827D Box PCs as well as IPC277E, IPC477D and IPC677D panel PCs (requires configuration with NVRAM)
- Execution of functions and algorithms implemented with high-level languages under Windows (C/C++, C#, VB) and locally in the CPU 1507S (C/C++)
- Integrated Motion Control functionalities for controlling speed-controlled and positioning axes as well as synchronous operation, support for external encoders, precise position gearing between axes, cams/cam tracks and probes
- Integrated web server for diagnostics with the option of creating user-defined web pages
- OPC UA server (data access) as runtime option for easy connection of the software controller to Windows applications or third-party devices/systems

#### Ordering data

#### Article No.

##### SIMATIC S7-1500 Software Controller CPU 1507S F

For implementing the function of a fail-safe S7-1500 controller on SIMATIC IPCs

##### Target system:

Optimized for PC-based control tasks with Microbox PC IPC427E and Panel PC IPC477E

Can also be used with

Panel PC IPC277E  
Panel PC IPC477D  
Panel PC IPC677D  
Box PC IPC227E  
Box PC IPC427D  
Box PC IPC627D  
Box PC IPC827D

##### Requirement:

Windows 7 / Windows Embedded Standard 7 / Windows 10 IoT (IPC427E and IPC477E only; IPC configuration with NVRAM required)

##### Type of delivery:

en, de, zh, it, fr, es

- Single license for one installation; software and documentation on DVD, license key on USB flash drive
- Single license for one installation; software download including license key <sup>1)</sup>

6ES7672-7FC01-0YA0

6ES7672-7FC01-0YG0

##### Accessories

##### SIMATIC IPC

- SIMATIC IPC427E Microbox PC
- SIMATIC IPC477E Panel PC
- SIMATIC IPC427D Microbox PC
- SIMATIC IPC227E Nanobox PC
- SIMATIC IPC277E Panel PC
- SIMATIC IPC477D Panel PC
- SIMATIC IPC677D Panel PC
- SIMATIC IPC627D Box PC
- SIMATIC IPC827D Box PC

6AG4141-.....-....

6AV7241-.....-....

6AG4140-.....-....

6ES7647-8B...-....

6AV7882-0...0-...0

6AV7240-.....-....

6AV7260-.....-....

6AG4131-2.....-....

6AG4132-2.....-....

##### CP 1625 communications processor

PCI Express x1 card for connecting PROFINET with IRT to the S7-1500 Software Controller

6ES7648-2CF10-1AA0

##### CP 5622 communications processor

PCI Express x1 card (32-bit) for connection of a programming device or PC to PROFIBUS

6GK1562-2AA00

##### CP 5623 communications processor

PCI Express x1 card (32-bit) for connection to PROFIBUS incl. DP-Base software with NCM PC; DP-RAM interface for DP master or DP slave, incl. PG and FDL protocols; single license for 1 installation, runtime software, software and electronic manual on CD-ROM, Class A, for operating system support see SIMATIC NET software; English/German

6GK1562-3AA00

<sup>1)</sup> For up-to-date information and download availability, see: <http://www.siemens.com/tia-online-software-delivery>

## PC-based Automation

Software Controllers

SIMATIC S7-1500 Software Controllers

### ODK 1500S

#### Overview

- For developing dynamically loadable function libraries for the S7-1500 Software Controllers and S7-1500 Advanced Controllers CPU 1518 MFP:
  - Implementation of function libraries that are executed under Windows with the high-level languages C/C++, C# and VB
  - Implementation of function libraries that are executed in real-time in the context of the user program of the CPU with the high-level language C++
  - Implementation of applications for the C++ runtime of the CPU 1518 MFP
- "Eclipse" development environment for real-time function libraries in the CPU user program and applications for the C++ runtime in the scope of supply.
- Development of library functions under Windows with MS Visual Studio (optional)
- Easy introduction to development by using basic projects via templates
- Automatic creation of function blocks for calling the library functions
- Simple integration of the function blocks into STEP 7 by importing.
- Simple use of the library functions in the controller without specific high-level language know-how.

#### Licensing

- ODK 1500S is supplied with a floating license. The floating license allows installation of the software on any number of computers. The number of licenses acquired determines the number of computers on which the software can be used simultaneously.
- An upgrade to version 2.5 is offered for users of the previous versions 1.0 and 2.0.
- The integrated development environment Eclipse, required for developing real-time libraries, is included in the scope of supply of ODK 1500S as well as templates for Visual Studio.
- SIMATIC ODK 1500S is available as a standalone product or in a bundle with SIMATIC Target 1500S™ for Simulink®.

You can find more information on the Software Update Service, license types, online software delivery and handling your SW licenses with the Automation License Manager here:

<http://www.siemens.com/simatic-licenses>

#### Ordering data

##### SIMATIC ODK 1500S

Open Development Kit for support in developing high-level language applications for SIMATIC S7-1500 Software Controllers V2.0 or V2.1

- Single license; supplied on DVD
- Single license; software download <sup>1)</sup>  
Email address required for delivery

Open Development Kit for support in developing high-level language applications for SIMATIC S7-1500 Advanced Controllers

- Supplied on DVD, license key (floating license) on USB flash drive
- Single license; software download including license key (floating license) <sup>1)</sup>  
Email address required for delivery
- Upgrade for existing installations as from V1.0; software download including license key (floating license) <sup>1)</sup>  
Email address required for delivery

#### Article No.

**6ES7806-2CD02-0YA0**

**6ES7806-2CD02-0YG0**

**6ES7806-2CD03-0YA0**

**6ES7806-2CD03-0YG0**

**6ES7806-2CD03-0YK0**

<sup>1)</sup> For up-to-date information and download availability, see: <http://www.siemens.com/tia-online-software-delivery>



## Overview

### Note

This catalog entry contains non-binding information on a supplementary application software for the SIMATIC S7-1500 Software Controller and the SIMATIC ET 200SP Open Controller.

### ODK 1500S SQL driver

The ODK 1500S SQL driver enables direct access to an SQL database from the PLC program. In this case the database can be installed on the same computer as the S7-1500 Software Controller or in the network.

- Direct data exchange with SQL-based database by means of SQL commands from the PCL program
- Connection to SQL-based database on the same PC or to database servers in the network

### Technical specifications

Supported SQL commands	<ul style="list-style-type: none"> <li>• SELECT</li> <li>• INSERT</li> <li>• UPDATE</li> <li>• DELETE</li> </ul>
Supported data types	All standard SQL data types
System requirements	
• Runtime PC	SIMATIC IPC with S7-1500 Software Controller or SIMATIC ET 200SP Open Controller
• Engineering	STEP 7 in the TIA Portal V13 SP1

If you are interested, please contact your sales representative:  
<http://www.automation.siemens.com/partner/>

You can find Service and Support at:  
<https://support.industry.siemens.com/cs/ww/en/view/109479140>

### ODK 1500S XML Data Access driver

With the function blocks of the ODK 1500S XML Data Access driver it is possible to access specific information in XML files in the Windows file system from the PLC program.

XPath expressions are used for accessing XML file elements since they provide the highest possible flexibility for processing XML data. This means that extremely large XML files can be edited, too.

The driver offers the following functionality:

- XML data can be read into and processed in the PLC.
- XML data can be modified and written back to the XML file.

### Technical specifications

System requirements	
• Runtime PC	SIMATIC IPC with S7-1500 Software Controller or SIMATIC ET 200SP Open Controller
• Engineering	STEP 7 in the TIA Portal V13 SP1

If you are interested, please contact your sales representative:  
<http://www.automation.siemens.com/partner/>

You can find Service and Support at:  
<https://support.industry.siemens.com/cs/ww/en/view/109479496>

### ODK 1500S FileServer

The ODK 1500S FileServer enhances the file functions of the SIMATIC S7-1500 Software Controller with an option enabling direct access to the Windows file system of the PC from the STEP 7 program.

The driver enables reading and writing of data blocks in/from files in structured form. Various file formats are supported.

There are also FBs available for handling files (e.g. renaming, deleting).

### Technical specifications

Supported file formats	<ul style="list-style-type: none"> <li>• CSV</li> <li>• ASCII</li> <li>• Windows-INI</li> <li>• XML<sup>1)</sup></li> <li>• Binary</li> </ul>
System requirements	
• Runtime PC	SIMATIC IPC with S7-1500 Software Controller or SIMATIC ET 200SP Open Controller
• Engineering	STEP 7 in the TIA Portal V13 SP1

<sup>1)</sup> The XML format is predefined. A DB can be saved and read in as an XML file. It is not possible to parse any particular XML file.

If you are interested, please contact your sales representative:  
<http://www.automation.siemens.com/partner/>

You can find Service and Support at:  
<https://support.industry.siemens.com/cs/ww/en/view/109479497>

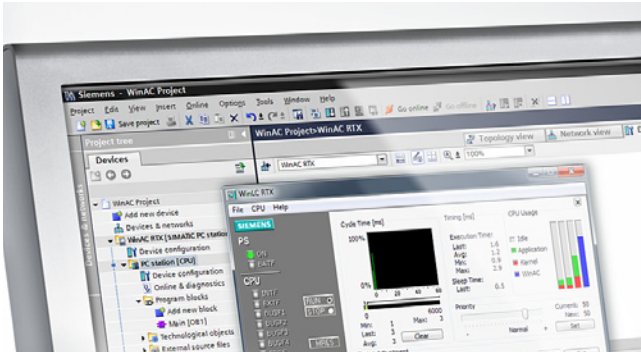


## PC-based Automation

### Software Controllers

#### SIMATIC WinAC

#### Overview



Siemens has developed a wide range of coordinated hardware and software components for PC-based Automation.

SIMATIC WinAC RTX is the right, proven solution for you if you are looking for an open, flexible and reliable controller for your PC-based automation task.

All automation tasks, such as open/closed-loop control, HMI and motion control, can be implemented on a single platform on the PC. PC-based Automation is your first choice wherever PC applications have to be handled in addition to classic PLC tasks.

#### SIMATIC PC-based Control

- Adds PC-based controllers to the SIMATIC S7 controller family
- Especially suitable where a variety of tasks such as data processing, communication, visualization, technology and control have to be integrated in one PC.

#### Versions

- **SIMATIC WinAC Software PLC**  
for tasks requiring a high level of flexibility and integration capability.
- **SIMATIC WinAC ODK**  
allows PC solutions for technological tasks to be integrated flexibly and powerfully into the controller.

#### Properties:

- Runs on standard PCs under Windows XP or Windows 7 (32-bit).
- Code-compatible with SIMATIC S7-300/-400: Programmed with SIMATIC industrial software, created programs can also be used for SIMATIC S7.
- Uses standard interfaces for integration into the office environment.
- Open interfaces for the integration of solution-specific technological hardware and software.

#### Catalog ST 70:

You can also find information about SIMATIC PC-based controllers in **Catalog ST 70**:

<http://www.automation.siemens.com/salesmaterial-as/catalog/en/simatic-st70-chap08-english-2017.pdf>

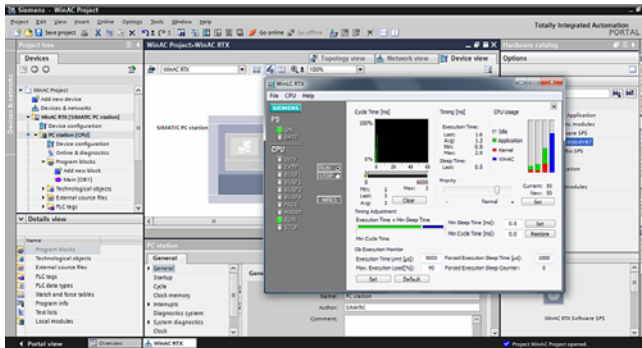
#### More information

##### Brochures

Information material for downloading can be found on the Internet:

<http://www.siemens.com/simatic/printmaterial>

## Overview



- SIMATIC WinAC RTX: Optimized for applications that require a high degree of flexibility and integration capability.
- The software solution for tasks that require hard deterministic behavior and high performance.
- With real-time expansion for assuring deterministic behavior for the control section.

## Ordering data

### Article No.

### Article No.

#### SIMATIC WinAC RTX 2010

Software PLC for PC-based automation tasks with stringent deterministic requirements; PROFIBUS and PROFINET; CD-ROM with electronic documentation de, en, fr; executable under Windows XP SP2 and SP3 as well as Windows 7 (32-bit)

- Single license for one installation; software and documentation on DVD, license key on USB flash drive
- Single license for one installation; software download including license key <sup>1)</sup>

6ES7671-0RC08-0YA0

6ES7671-0RC08-0YG0

#### SIMATIC WinAC RTX 2010 Upgrade

For upgrading from basic/RTX V3.x, V4.0, V4.1 2005, 2008 and 2009; single license, executable under Windows XP SP2 and SP3 and Windows 7 (32-bit)

6ES7671-0RC08-0YE0

#### CP 5612 communications processor

PCI card (32-bit) for connection of a programming device or PC to PROFIBUS

6GK1561-2AA00

#### CP 5622 communications processor

PCI Express x1 card (32-bit) for connection of a programming device or PC to PROFIBUS

6GK1562-2AA00

#### CP 5603 Microbox Package

Comprising CP 5603 module and Microbox expansion rack

6GK1560-3AU00

#### CP 5613 A3 communications processor

PCI card (32-bit; 3.3 V/5 V) for connection to PROFIBUS incl. DP-Base software; DP-RAM interface for DP master, incl. PG and FDL protocols; single license for one installation, runtime software, software and electronic manual on CD-ROM, Class A, for operating system support see SIMATIC NET software V12; English/German

6GK1561-3AA02

#### CP 5623 communications processor

PCI Express x1 card (32-bit) for connection to PROFIBUS incl. DP-Base software with NCM PC; DP-RAM interface for DP master or DP slave, incl. PG and FDL protocols; single license for 1 installation, runtime software, software and electronic manual on CD-ROM, Class A, for operating system support see SIMATIC NET software; English/German

6GK1562-3AA00

#### CP 1616 communications processor

PCI card (32-bit; 3.3/5 V universal key) with ASIC ERTEC 400 for connecting PCs to PROFINET IO with 4-port real-time switch (RJ45); incl. IO-Base software for PROFINET IO controller (RT operation) and NCM PC; single license for one installation, runtime software, software and electronic manual on CD-ROM, Class A, for 32-bit Windows XP Professional; English/German

6GK1161-6AA02

<sup>1)</sup> For up-to-date information and download availability, see: <http://www.siemens.com/tia-online-software-delivery>

## PC-based Automation

Software Controllers  
SIMATIC WinAC

### SIMATIC WinAC RTX F

#### Overview



- SIMATIC WinAC RTX F:  
Optimized for applications that demand a high degree of flexibility and integration capability and that must also satisfy safety requirements up to SIL 3 (IEC 61508).
- The software solution for tasks that require hard deterministic behavior and high performance.
- With real-time expansion for assuring deterministic behavior for the control section.
- Distributed I/O can be connected over PROFIBUS and/or PROFINET, also safety-related over PROFI-safe.

#### Ordering data

#### Article No.

#### Article No.

##### SIMATIC WinAC RTX F 2010

Fail-safe software PLC for PC-based automation tasks with stringent deterministic requirements; PROFIBUS and PROFINET; DVD with electronic documentation d, e; executable under Windows XP SP2 and SP3 as well as Windows 7 (32-bit)

- Single license for one installation; software and documentation on DVD, license key on USB flash drive
- Single license for one installation; software download including license key <sup>1)</sup>

6ES7671-1RC08-0YA0

6ES7671-1RC08-0YG0

##### SIMATIC WinAC RTX F 2010 upgrade

For upgrading from WinAC RTX F version 2009; single license, executable under Windows XP SP2 and SP3 and Windows 7 (32-bit)

6ES7671-1RC08-0YE0

##### CP 5612 communications processor

PCI card (32-bit) for connection of a programming device or PC to PROFIBUS

6GK1561-2AA00

##### CP 5622 communications processor

PCI Express x1 card (32-bit) for connection of a programming device or PC to PROFIBUS

6GK1562-2AA00

##### CP 5603 Microbox Package

Comprising CP 5603 module and Microbox expansion rack

6GK1560-3AU00

##### CP 5613 A3 communications processor

PCI card (32-bit; 3.3 V/5 V) for connection to PROFIBUS incl. DP-Base software; DP-RAM interface for DP master, incl. PG and FDL protocols; single license for one installation, runtime software, software and electronic manual on CD-ROM, Class A, for operating system support see SIMATIC NET software V12; English/German

6GK1561-3AA02

##### CP 5623 communications processor

PCI Express x1 card (32-bit) for connection to PROFIBUS incl. DP-Base software with NCM PC; DP-RAM interface for DP master or DP slave, incl. PG and FDL protocols; single license for 1 installation, runtime software, software and electronic manual on CD-ROM, Class A, for operating system support see SIMATIC NET software; English/German

6GK1562-3AA00

##### CP 1616 communications processor

PCI card (32-bit; 3.3/5 V universal key) with ASIC ERTEC 400 for connecting PCs to PROFINET IO with 4-port real-time switch (RJ45); incl. IO-Base software for PROFINET IO controller (RT operation) and NCM PC; single license for one installation, runtime software, software and electronic manual on CD-ROM, Class A, for 32-bit Windows XP Professional; English/German

6GK1161-6AA02

<sup>1)</sup> For up-to-date information and download availability, see: <http://www.siemens.com/tia-online-software-delivery>

**Overview**

- SIMATIC WinAC software PLCs support powerful interfaces which permit close meshing of the control task with PC-based applications.
- WinAC ODK allows the user to develop applications or to integrate already existing applications into the control task.

**Ordering data****SIMATIC WinAC ODK V4.2**

For integration of C/C++ code in WinAC PLCs, executable under Windows XP SP2 or SP3; CD-ROM with electronic documentation

Single license

**Article No.****6ES7806-1CC03-0BA0****More information****Brochures**

Information material for downloading is available on the Internet:

<http://www.siemens.com/simatic/printmaterial>

## PC-based Automation

### PC-based Controllers

#### SIMATIC ET 200SP Open Controllers

##### Overview

###### Compact and powerful

The SIMATIC ET 200SP Open Controller is the first controller of this type to combine the functions of an ET 200SP Controller with visualization and PC applications in one rugged, compact control system with central I/Os (inputs/outputs).

In addition to the standard (non-fail-safe) S7-1500 Software Controllers, there are also fail-safe versions available with the functionality of the fail-safe S7-1500 Software Controllers. This means that the functions of the fail-safe S7-1500 Controllers can now also be implemented on the CPU 1515SP PC.

Features	CPU 1515SP PC (F)	CPU 1515SP PC (F)	CPU 1515SP PC (F) +HMI
DDR3 DRAM	4 GB	4 GB	4 GB
CFast card	8 GB	16 GB	16 GB
Operating system	WES 7E 32-bit	WES 7P 64-bit	WES 7P 64-bit
WinCC RT Advanced V14	No	No	Yes
Work memory for program, integrated	1 MB (1.5 MB for F)		
Work memory for data, integrated	5 MB		
Load memory	320 MB		
<b>Command execution times</b>			
• Bit operations	10 ns		
• Word operations	12 ns		
• Fixed-point operations	16 ns		
• Floating-point operations	64 ns		
<b>Bit memories, timers, counters</b>			
S7 counters/timers	2048		
IEC counter	Arbitrary (only limited by the work memory)		
IEC timer	Arbitrary (only limited by the work memory)		
Bit memory	16 KB		
<b>I/O address range</b>			
Inputs	32 KB (all inputs are stored in the process image)		
Outputs	32 KB (all inputs are stored in the process image)		
<b>Motion</b>			
No. of axes	Up to 6		
<b>Communication</b>			
PtP	Yes (via CM)		
PROFINET IO	1 x PN IO IRT (2-port switch)		
PROFIBUS DP	Yes (via CM DP)		
Web server	Yes		
GB-Ethernet	Yes, 1 x via GB-Ethernet RJ45 interface		

##### Further information and downloads

###### Manuals

The ET 200SP Open Controller manuals can be downloaded free of charge from the Internet (SIMATIC Customer Support).

<https://support.industry.siemens.com/cs/ww/en/ps/13891/man>

###### General information

<http://www.siemens.com/open-controller>

###### SIMATIC Selection Tool

<http://www.siemens.com/tia-selection-tool>

###### Brochures

Information material for downloading can be found on the Internet:

<http://www.siemens.com/simatic/printmaterial>

## Overview



- Turnkey all-in-one solution with pre-installed SIMATIC S7-1500 Software Controller Standard and optionally pre-installed WinCC Runtime Advanced
- Central expansion via ET 200SP modules (station width up to 1 m or up to 64 modules)
- SIMATIC Hypervisor: for separating Windows systems from control functions

- Dual-core processor for optimal use of the hypervisor
- Swappable flash memory (CFast card) for operating system, runtime and project data
- Integrated DVI-I graphics connection; 3x USB 2.0 connection
- 2 PROFINET interfaces: X1 via PN-IO bus adapter (RJ45 or FC) with 2 ports; X2: GB-Ethernet interface (RJ45)
- PROFINET IRT
- Open Ethernet communication (TCP/IP, UDP, Iso-on-TCP)
- Web server functionality for information, status, diagnostics and user-defined webpages
- PROFIBUS DP communication optionally via CM DP module as DP master
- Configuration control (option handling)
- Improved know-how and copy protection; Security Integrated
- Integrated system diagnostics
- Integrated Motion Control functionalities for controlling speed-controlled and positioning axes with support for external encoders.
- Trace function
- Especially suitable for high data volumes and user-specific, open applications
- Integration of control functions and applications implemented in C/C++ (using SIMATIC ODK-1500S Open Development Kit)

## Ordering data

### SIMATIC ET 200SP Open Controller CPU 1515SP PC (+ HMI)

ET 200SP CPU with Windows Embedded Standard 7 and pre-installed SIMATIC S7-1500 Software Controller (optionally with WinCC RT Advanced)

#### Type of delivery:

English, German, Chinese, Italian, French, Spanish

### Windows embedded Standard 7 E 32-bit, 8 GB CFast card

- CPU 1515SP PC (4 GB RAM)

6ES7677-2AA31-0EB0

### Windows embedded Standard 7 P 64-bit (multi-touch), 16 GB CFast card

- CPU 1515SP PC (4 GB RAM)
- CPU 1515SP PC + HMI 128PT (4 GB RAM)
- CPU 1515SP PC + HMI 512PT (4 GB RAM)
- CPU 1515SP PC + HMI 2048PT (4 GB RAM)

6ES7677-2AA41-0FB0

6ES7677-2AA41-0FK0

6ES7677-2AA41-0FL0

6ES7677-2AA41-0FM0

## Article No.

### Accessories

#### Upgrade from SIMATIC S7-1500 Software Controller CPU 1505SP to SIMATIC Open Controller

From V 1.x to V 2.0; software download incl. documentation and license key. Email address required for delivery

6ES7672-5DC01-0YK0

#### BusAdapter BA 2xRJ45

6ES7193-6AR00-0AA0

#### BusAdapter BA 2xFC

6ES7193-6AF00-0AA0

#### BusAdapter BA 2xSCRJ

6ES7193-6AP00-0AA0

#### BusAdapter BA SCRJ/RJ45

6ES7193-6AP20-0AA0

#### BusAdapter BA SCRJ/FC

6ES7193-6AP40-0AA0

For increased vibration and EMC loads

#### CM DP for ET 200SP CPU

PROFIBUS DP master with electrical interface for connecting the ET 200SP CPUs to PROFIBUS at up to 12 Mbps

6ES7545-5DA00-0AB0

#### Reference identification label

6ES7193-6LF30-0AW0

10 sheets of 16 labels

#### Labeling strips

500 labeling strips on roll, light gray, for inscription with thermal transfer roll printer

6ES7193-6LR10-0AA0

1000 labeling strips DIN A4, light gray, card, for inscription with laser printer

6ES7193-6LA10-0AA0

## PC-based Automation

### PC-based Controllers

#### CPU 1515SP PC

#### Ordering data

#### Article No.

#### Article No.

##### STEP 7 Professional V15

Target system:  
SIMATIC S7-1200, S7-1500,  
S7-300, S7-400, WinAC  
Requirement:  
Windows 7 Home Premium SP1  
(64-bit),  
Windows 7 Professional SP1  
(64-bit),  
Windows 7 Enterprise SP1 (64-bit),  
Windows 7 Ultimate SP1 (64-bit),  
Windows 10 Home Version 1703,  
Windows 10 Professional Version  
1703,  
Windows 10 Enterprise Version  
1703,  
Windows 10 Enterprise 2016 LTSP,  
Windows 10 IoT Enterprise 2015  
LTSP,  
Windows 10 IoT Enterprise 2016  
LTSP,  
Windows Server 2012 R2 StdE  
(full installation),  
Windows Server 2016 Standard  
(full installation)  
Type of delivery:  
en, de, fr, es, it, zh

- STEP 7 Professional V15,  
floating license
- STEP 7 Professional V15,  
floating license, software  
download incl. license key <sup>1)</sup>  
Email address required for delivery

**6ES7822-1AA05-0YA5**

**6ES7822-1AE05-0YA5**

##### SIMATIC ODK 1500S

Open Development Kit for support  
in developing Windows and  
real-time library functions for  
S7-1500 Software Controllers

- Supplied on DVD
- Software download  
including license key <sup>1)</sup>  
Email address required for delivery

**6ES7806-2CD02-0YA0**

**6ES7806-2CD02-0YG0**

##### SIMATIC WinCC Advanced V15

Engineering software in the  
TIA Portal; for engineering  
SIMATIC Panels, WinCC Runtime  
Advanced; runs with Windows 7  
(64-bit), Windows 10 (64-bit),  
WinSrv 2012 R2/2016 (64-bit),  
Class A; 6 languages:  
en, de, fr, es, it, zh;

- Floating license; software  
and documentation on DVD;  
license key on USB flash drive
- Floating license; software,  
documentation and  
license key for download <sup>1)</sup>;  
Email address required  
for delivery

**6AV2102-0AA05-0AA5**

**6AV2102-0AA05-0AH5**

<sup>1)</sup> For up-to-date information and download availability, see:  
<http://www.siemens.com/tia-online-software-delivery>

#### Further information and downloads

##### Manuals

The ET 200SP Open Controller manuals can be downloaded free  
of charge from the Internet (SIMATIC Customer Support).  
<https://support.industry.siemens.com/cs/ww/en/ps/13891/man>

##### General information

<http://www.siemens.com/open-controller>

##### SIMATIC Selection Tool

<http://www.siemens.com/tia-selection-tool>

##### Brochures

Information material for downloading can be found on the  
Internet:  
<http://www.siemens.com/simatic/printmaterial>



**Overview****SIMATIC ODK 1500S**

- For developing dynamically loadable function libraries for the S7-1500 Software Controllers and S7-1500 Advanced Controllers CPU 1518 MFP:
  - Implementation of function libraries that are executed under Windows with the high-level languages C/C++, C# and VB
  - Implementation of function libraries that are executed in real-time in the context of the user program of the CPU with the high-level language C++
  - Implementation of applications for the C++ runtime of the CPU 1518 MFP
- "Eclipse" development environment for real-time function libraries in the CPU user program and applications for the C++ runtime in the scope of supply.
- Development of library functions under Windows with MS Visual Studio (optional)
- Easy introduction to development by using basic projects via templates
- Automatic creation of function blocks for calling the library functions
- Simple integration of the function blocks into STEP 7 by importing.
- Simple use of the library functions in the controller without specific high-level language know-how.

**Licensing**

- ODK 1500S is supplied with a floating license. The floating license allows installation of the software on any number of computers. The number of licenses acquired determines the number of computers on which the software can be used simultaneously.
- An upgrade to version 2.5 is offered for users of the previous versions 1.0 and 2.0.
- The integrated development environment Eclipse, required for developing real-time libraries, is included in the scope of supply of ODK 1500S as well as templates for Visual Studio.
- SIMATIC ODK 1500S is available as a standalone product or in a bundle with SIMATIC Target 1500S™ for Simulink®.

You can find more information on the Software Update Service, license types, online software delivery and handling your SW licenses with the Automation License Manager here:

<http://www.siemens.com/simatic-licenses>

**Ordering data****Article No.****SIMATIC ODK 1500S**

Open Development Kit for support in developing high-level language applications for SIMATIC S7-1500 Software Controllers V2.0 or V2.1

- Single license; supplied on DVD
- Single license; software download <sup>1)</sup>  
Email address required for delivery

**6ES7806-2CD02-0YA0****6ES7806-2CD02-0YG0**

Open Development Kit for support in developing high-level language applications for SIMATIC S7-1500 Advanced Controllers

- Supplied on DVD, license key (floating license) on USB flash drive
- Software download including license key (floating license) <sup>1)</sup>  
Email address required for delivery
- Upgrade for existing installations as from V1.0; software download including license key (floating license) <sup>1)</sup>  
Email address required for delivery

**6ES7806-2CD03-0YA0****6ES7806-2CD03-0YG0****6ES7806-2CD03-0YK0**

<sup>1)</sup> For up-to-date information and download availability, see: <http://www.siemens.com/tia-online-software-delivery>



**PC-based Automation**

SITOP power supplies  
SITOP smart

**Single-phase, 24 V DC****Overview**

The single-phase SITOP smart power supplies are the universal and powerful standard power supplies for machinery and plant engineering. Despite their compact design, they offer an excellent overload response: Thanks to a power boost of 150%, loads with high power consumption can be connected without any problems and the permanent overload capability of 120% offers power reserves in case of expansions. The high degree of efficiency results in low energy consumption and minimal heat generation inside the control cabinet.

To further increase 24 V availability, the SITOP smart power supplies can be combined with **buffer, DC UPS, redundancy** and **selectivity modules**.

**Main product highlights**

- 1-phase, 24 V DC/2.5 A, 5 A, 10 A and 20 A
- Input voltage 120 V and 230 V AC with automatic range switching
- Compact design – no lateral clearances required
- Extra power with 1.5 times the rated current (5 s/min) for brief functional overload
- Permanent overload capability with 1.2 times the rated current up to 45 °C ambient temperature
- Adjustable output voltage for compensating voltage drops
- Signaling contact for easy integration in the plant monitoring system
- Wide temperature range from -25 or 0 to +70 °C
- Comprehensive certifications, such as cULus, cCSAus, ATEX, IECEx and DNV GL

**Ordering data****Article No.****SITOP PSU100S 1-phase, 24 V DC/2.5 A**

Stabilized power supply  
Input: 120/230 V AC  
Output: 24 V DC/2.5 A

**6EP1332-2BA20****SITOP PSU100S 1-phase, 24 V DC/5 A**

Stabilized power supply  
Input: 120/230 V AC  
Output: 24 V DC/5 A

**6EP1333-2BA20****SITOP PSU100S 1-phase, 24 V DC/10 A**

Stabilized power supply  
Input: 120/230 V AC  
Output: 24 V DC / 10 A

**6EP1334-2BA20****SITOP PSU100S 1-phase, 24 V DC/20 A**

Stabilized power supply  
Input: 120/230 V AC  
Output: 24 V DC/20 A

**6EP1336-2BA10****More information**

Select the appropriate power supply quickly and easily with the SITOP Selection Tool:

<http://www.siemens.com/sitop-selection-tool>

## Overview



The three-phase SITOP smart are the universal and powerful standard power supplies for machinery and plant engineering. Despite their compact design, they offer an excellent overload response: Thanks to a power boost of 150 %, loads with high power consumption can be connected without any problems and the permanent overload capability of 120% offers power reserves in case of expansions.

The high degree of efficiency results in low energy consumption and minimal heat generation inside the control cabinet.

To further increase 24 V availability, the SITOP smart power supplies can be combined with **buffer**, **DC UPS**, **redundancy** and **selectivity modules**.

### Main product highlights

- 3-phase, 24 V DC/5 A, 10 A, 20 A and 40 A
- Wide-range input from 340 to 550 V AC for global use
- Compact design - no lateral clearances required
- Extra power with 1.5 times the rated current (5 s/min) for brief functional overload
- Permanent overload capability with 1.2 times the rated current up to 45 °C ambient temperature
- Adjustable output voltage for compensating voltage drops
- Signaling contact for easy integration in the plant monitoring system
- Wide temperature range from -25 or 0 to +70 °C
- Comprehensive certifications, such as cULus, cCSAus, ATEX, IECEx and DNV GL

## Ordering data

## Article No.

### SITOP PSU300S 3-phase, 24 V DC/5 A

Stabilized power supply  
 Input: 400 ... 500 V 3 AC  
 Output: 24 V DC/5 A

6EP1433-2BA20

### SITOP PSU300S 3-phase, 24 V DC/10 A

Stabilized power supply  
 Input: 3 AC 400 ... 500 V  
 Output: 24 V DC / 10 A

6EP1434-2BA20

### SITOP PSU300S 3-phase, 24 V DC/20 A

Stabilized power supply  
 Input: 3 AC 400 ... 500 V  
 Output: 24 V DC/20 A

6EP1436-2BA10

### SITOP PSU300S 3-phase, 24 V DC/40 A

Stabilized power supply  
 Input: 3 AC 400 ... 500 V  
 Output: 24 V DC/40 A

6EP1437-2BA20

## More information

Select the appropriate power supply quickly and easily with the SITOP Selection Tool:

<http://www.siemens.com/sitop-selection-tool>

## PC-based Automation

SITOP power supplies

SITOP DC UPS uninterruptible power supplies

### DC UPS with capacitors

#### Overview



SITOP 24 V power supplies can be expanded with a SITOP UPS500 uninterruptible DC power supply (DC UPS) for bridging short-term power failures in the order of minutes.

In PC-based automation solutions, the highly capacitive double-layer capacitors of the SITOP UPS500 supply enough energy to safeguard operating and application data and close software applications in a defined manner.

You can increase the buffer times using SITOP PSU501S expansion modules (up to 3).

The IP65 version SITOP UPS500P in long metal housing is ideally suited to distributed use.

#### Important information for selecting the energy storage units:

When the mains buffering times were determined, the discharge period of new or non-aged, completely charged capacitors was used as a basis.

At a continuous ambient temperature of +50 °C, a loss of capacity of approx. 20% must be considered after a service life of 8 years.

#### Ordering data

#### Article No.

##### SITOP UPS500S

- DC UPS basic device 15 A
- With USB interface and 2.5 kW
  - With USB interface and 5 kW

**6EP1933-2EC41**  
**6EP1933-2EC51**

##### SITOP UPS501S

Expansion module 5 kW for UPS500S

**6EP1935-5PG01**

##### SITOP UPS500P

- DC UPS basic device 7 A
- With USB interface and 5 kW
  - With USB interface and 10 kW


**6EP1933-2NC01**  
**6EP1933-2NC11**

#### More information

The SITOP Selection Tool offers detailed selection guidance according to criteria such as the required backup time, nominal current or peak current. Available at:

<http://www.siemens.com/sitop-selection-tool>

#### Overview



SITOP 24 V power supplies can be expanded with an uninterruptible DC power supply (DC UPS) with battery modules for bridging power failures in the order of hours.

They prevent expensive downtimes and undefined plant states.

#### SITOP UPS1600

In addition, the innovative SITOP UPS1600 offer new options for diagnostics and system integration. The SITOP UPS1600 offers comprehensive functions, open communication via USB or Ethernet/Profinet and is fully integrated in Totally Integrated Automation (TIA).

By combining one DC UPS module SITOP UPS1600 with at least one UPS1100 battery module and a SITOP power supply unit, longer power failures can be bridged without any interruption. The intelligent battery management automatically detects the UPS1100 energy storage unit, ensures optimized temperature-specific charging and continuous monitoring. The compact DC UPS modules have overload capability, for example, to supply the inrush current of industrial PCs. In stand-alone mode, they support starting from the battery.

The DC UPS communicates openly over a USB or Ethernet/PROFINET port. It is easily integrated into the PC or PLC environment over the two Ethernet/PROFINET ports.

Total integration in TIA provides user-friendly engineering in the TIA Portal and is supported with ready-to-use function blocks for S7 user programs and WinCC faceplates for fast visualization.

SITOP UPS Manager supports easy monitoring and configuration in PC systems, e.g. shutdown of several PCs in accordance with the master-slave principle.

The UPS1600 modules with Ethernet/PROFINET ports have an OPC UA server, with which the DC UPS can communicate with both PCs and PLCs, even from different manufacturers, thanks to the open communication standard. Parameter assignment and the diagnostics of the uninterruptible power supply is possible via the open interface.

The integrated web server supports remote monitoring of the DC UPS.

#### Ordering data

#### Article No.

<b>SITOP UPS1600 24 V/10 A</b> <ul style="list-style-type: none"> <li>• With USB interface</li> <li>• With PROFINET/Ethernet: two RJ45 sockets (2 port switch)</li> </ul>	<b>6EP4134-3AB00-0AY0</b> <b>6EP4134-3AB00-1AY0</b> <b>6EP4134-3AB00-2AY0</b>
<b>SITOP UPS1600, 24 V/20 A</b> <ul style="list-style-type: none"> <li>• With USB interface</li> <li>• With PROFINET/Ethernet: two RJ45 sockets (2 port switch)</li> </ul>	<b>6EP4136-3AB00-0AY0</b> <b>6EP4136-3AB00-1AY0</b> <b>6EP4136-3AB00-2AY0</b>
<b>SITOP UPS1600 24 V/40 A</b> <ul style="list-style-type: none"> <li>• With USB interface</li> <li>• With PROFINET/Ethernet: two RJ45 sockets (2 port switch)</li> </ul>	<b>6EP4137-3AB00-0AY0</b> <b>6EP4137-3AB00-1AY0</b> <b>6EP4137-3AB00-2AY0</b>

## PC-based Automation

SITOP power supplies

DC UPS with battery modules

### SITOP UPS1100 battery modules

#### Overview



Maintenance-free SITOP UPS1100 battery modules with 1.2 Ah up to 12 Ah and various types of energy storage (lead, pure lead, lithium iron phosphate = LiFePo) for SITOP UPS1600 DC UPS modules.

The intelligent UPS1600 battery management charges the UPS1100 with the optimal temperature-controlled charging characteristics and monitors the status (operating data and diagnostics information) of the connected battery modules via the energy storage link.

For longer buffer times, up to six battery modules can be connected in parallel. These can be mounted onto a standard mounting rail or directly to the wall.

#### Ordering data

#### Article No.

**SITOP UPS1100 battery module  
1.2 Ah** **6EP4131-0GB00-0AY0**

With maintenance-free, sealed rechargeable lead-acid batteries for DC UPS module SITOP UPS1600, 10 A

**SITOP UPS1100 battery module  
3.2 Ah** **6EP4133-0GB00-0AY0**

With maintenance-free, sealed rechargeable lead-acid batteries for DC UPS module SITOP UPS1600, 10 A and 20 A

**SITOP UPS1100 battery module  
5 Ah, LiFePo** **6EP4133-0JB00-0AY0**

With maintenance-free, sealed rechargeable lithium iron phosphate batteries for DC UPS module SITOP UPS1600, 10 A and 20 A

**SITOP UPS1100 battery module  
7 Ah** **6EP4134-0GB00-0AY0**

With maintenance-free, sealed rechargeable lead-acid batteries for DC UPS module SITOP UPS1600, 10 A, 20 A and 40 A

**SITOP UPS1100 battery module  
12 Ah** **6EP4135-0GB00-0AY0**

With maintenance-free, sealed rechargeable lead-acid batteries for DC UPS module SITOP UPS1600, 20 A and 40 A

**SITOP UPS1100 battery module  
2.5 Ah, high temperature** **6EP4132-0GB00-0AY0**

With maintenance-free, sealed lead-acid batteries for DC UPS module SITOP UPS1600, 10 A and 20 A


**Overview**

The operating systems listed in the table refer exclusively to the communication products specified!

Please refer to the description of the relevant IPC for the operating system that is available and has been released for that IPC.

Communication hardware	Communication software	Operating system environment of the communication software								SIMATIC Industrial PC/ Field PG								Embedded Systems			
		Windows 7 Professional / Ultimate SP1	Windows 8.1 Pro / Enterprise	Windows Server 2008 R2 SP1	Windows Server 2012 R2	Windows Server 2008 + SP1/2	Windows XP Pro + SP3	Windows Server 2003 R2 / SP2	other operating systems	Field PG M4	SIMATIC IPC227D + IPC 277D	SIMATIC IPC427D + IPC 477D	SIMATIC IPC547E	SIMATIC IPC627D	SIMATIC IPC647D	SIMATIC HMI IPC677D	SIMATIC IPC827D	SIMATIC IPC847D	Windows Embedded Standard 2009	Windows Embedded Standard 7 + SP1	SIMATIC IPC427D + 477D + IPC 227D/277D
<b>CPs and software for Industrial Ethernet</b>																					
CP 1613 A2 (PCI 32-bit)	HARDNET-IE S7	●	●	●	●	●	●	●					●	●	●	●	●	●			
	HARDNET-IE S7 REDCONNECT 2)	●	●	●	●	●	●	●					●	○ <sup>3)4)</sup>	●	○ <sup>3)4)</sup>	●	●			
	S7 OPC Redundancy for Industrial Ethernet			●									●	●	●		●	●			
CP 1623 (PCIe x1)	HARDNET-IE S7	●	●	●	●	●	●	●					○ <sup>4)</sup>	●	○ <sup>4)</sup>	●	○ <sup>4)</sup>	●	●	●	●
	HARDNET-IE S7 REDCONNECT 2)	●	●	●	●	●	●	●					○ <sup>3)4)</sup>	●	○ <sup>3)4)</sup>	●	○ <sup>3)4)</sup>	●	○ <sup>4)</sup>	●	○ <sup>3)4)</sup>
	S7 OPC Redundancy for Industrial Ethernet			●									●	●	●		●	●			
CP 1628 (PCIe x1)	HARDNET-IE S7	●	●	●	●								○ <sup>4)</sup>	●	○ <sup>4)</sup>	●	○ <sup>4)</sup>	●	●	●	●
	HARDNET-IE S7 REDCONNECT 2)	●	●	●	●								○ <sup>3)4)</sup>	●	○ <sup>3)4)</sup>	●	○ <sup>3)4)</sup>	●	○ <sup>4)</sup>	●	○ <sup>3)4)</sup>
	S7 OPC Redundancy for Industrial Ethernet			●									●	●	●		●	●			
CP 1612 A2 (PCI 32-bit)	SOFTNET-IE S7	●		●		●	●	●					●	●	●	●	●	●	●		
	SOFTNET-IE S7 Lean	●		●		●	●	●					●	●	●	●	●	●	●		
	SOFTNET-IE PG	●		●		●	●	●					●	●	●	●	●	●	●		
	S7 OPC Redundancy for Industrial Ethernet			●									●	●	●		●	●			
SIMATIC PG/PC with integral Ethernet interface	SOFTNET-IE S7	●	●	●	●	●	●	●		●	●	●	●	●	●	●	●	●	●	●	●
	SOFTNET-IE S7 Lean	●	●	●	●	●	●	●		●	●	●	●	●	●	●	●	●	●	●	●
	SOFTNET-IE PG	●	●	●	●	●	●	●		●	●	●	●	●	●	●	●	●	●	●	●
	S7 OPC Redundancy for Industrial Ethernet			●									●	●	●		●	●			
<b>CPs and software for PROFINET</b>																					
CP 1616 <sup>1)</sup> (PCI 32-bit)	DK-16xx PNIO	●	●					●		○ <sup>7)</sup>			○ <sup>5)6)</sup>	○	○ <sup>5)</sup>	○ <sup>5)</sup>	○	○ <sup>5)</sup>	○ <sup>5)</sup>	○	
CP 1604 <sup>1)</sup> (PCI-103)	DK-16xx PNIO	●	●					●		○ <sup>7)</sup>									○		
SIMATIC PG/PC with integral Ethernet interface	SOFTNET PN IO	●	●	●	●	●	●	●		●	●	●	●	●	●	●	●	●	●	●	●
	Support package SIMATIC IPC for VxWorks									●			●	●	●	●	●				
1) and integrated CP1616-compatible onboard 3-port PROFINET interface																				Notes	
2) requires at least 2 PCI or 2 PCIe slots for redundant connection (4-way redundancy requires 4 free PCI or 4 PCIe slots!); hybrid configurations with CP 1613 A2 (PCI) and CP 1623 (PCIe) are possible, depending on PC expansion																				- Please always note the supplementary conditions for the specified SIMATIC NET products that you can view on the Internet pages shown below.	
3) without 4-way redundancy as there are only 2 slots																				- for further details on XP embedded, see <a href="http://support.automation.siemens.com/WWW/view/en/21661049">http://support.automation.siemens.com/WWW/view/en/21661049</a>	
4) Observe restrictions for some PC versions: Number of slots and tolerable maximum heat loss/power consumption per slot and in total																				- further details on system requirements and operating environments can be found in the Readme file of the communication products on the SIMATIC NET PC Software DVD	
5) integrated CP1616-compatible onboard 3-port PROFINET interface is optional																				- Updates and supplements to the catalog entries, as well as the above tables can be viewed at <a href="http://www.siemens.com/simatic-net/ik-info">http://www.siemens.com/simatic-net/ik-info</a>	
6) only with integrated interface																					
7) Portioning DL-16xx PNIO																					
																				● suitable	
																				○ suitable under certain conditions	
																				not suitable	



**PC-based Automation**Communication  
Industrial Ethernet**CP 1604****Overview**

ISO	TCP/UDP	PN	MRP	OPC	PG/OP	S7/S5	IT
	●	●	●				

- PCI-104 module for connecting PCI-104 systems to PROFINET IO
- Full/half duplex with autonegotiation
- With Ethernet real-time ASIC ERTEC 400
- Integral 4-port real-time switch
- Communication services:
  - PROFINET IO Controller and/or PROFINET IO device
  - Support of IRT in Motion Control applications
  - Support of PROFinergy functionality
- High performance through direct memory access
- Integration in network management systems through the support of SNMP
- Comprehensive diagnostics possibilities for installation, start-up and operation of the module
- Powerful configuration tools are part of the scope of supply of the module
- The CP 1604 EEC (Enhanced Environmental Conditions) is suitable for use in extremely harsh industrial environments

**Ordering data****Article No.****CP 1604 communications processor**

PCI-104 card (32-bit) with ASIC ERTEC 400 for connecting PCI-104 systems to PROFINET IO with 4-port real-time switch (RJ45); incl. IO-Base software for PROFINET IO Controller and NCM PC; single license for one installation, runtime software, software and electronic manual on CD-ROM, Class A, for 32-bit Windows XP Professional and Windows 7; other operating systems using DK-16xx PN IO Development Kit English/German

**Product version CP 1604** **6GK1160-4AA01**

**Product version CP 1604 EEC** **6GK1160-4AT01**

**Accessories****Connection board for CP 1604****6GK1160-4AC00**

Connection board for CP 1604 with four RJ45 sockets incl. connecting cable

**Power supply for CP 1604****6GK1160-4AP00**

Redundant power supply for CP 1604 for operating the integral 4-port switch of the CP 1604 with the PC-104 system switched off; includes connecting cable

**DK-16xx PN IO Development Kit**

See <https://support.industry.siemens.com/cs/de/en/view/109480928>

Software Development Kit for CP 1616/CP 1604; driver and IO-Base software for CP 1616/CP 1604 as PN IO Controller and PN IO Device in source code for transfer to other PC-based operating systems; incl. executable sample code for SUSE Linux 10, Windows XP Professional and Windows 7

**IE TP Cord RJ45/RJ45**

TP cable 4 x 2 with 2 RJ45 connectors

- 0.5 m
- 1 m
- 2 m
- 6 m
- 10 m

**6XV1870-3QE50**  
**6XV1870-3QH10**  
**6XV1870-3QH20**  
**6XV1870-3QH60**  
**6XV1870-3QN10**

**SCALANCE X204IRT****6GK5204-0BA00-2BA3**

Managed Industrial Ethernet switches; isochronous real time, LED diagnostics, error signaling contact with SET button, redundant power supply; 4 x 10/100 Mbps RJ45 ports


**Note:**

You can find order information for software under System connections – software overview

**More information**

The DK-16xx PN IO Development Kit is available on the Internet at: <https://support.industry.siemens.com/cs/de/en/view/109480928>



**Overview**


ISO	TCP/UDP	PN	MRP	OPC	PG/OP	S7/S5	IT
	●	●	●				

6ES7161-6AA02-0AB0

- PCI module for connecting PCs and SIMATIC PG/PC to PROFINET IO (universal keyed 3.3 V and 5 V; 33 MHz/66 MHz; 32-bit, runs in 64-bit PCI-X systems)
- Full/half duplex with autonegotiation
- With Ethernet real-time ASIC ERTEC 400
- Integral 4-port real-time switch
- Communication services:
  - PROFINET IO Controller and/or PROFINET IO Device
  - Support of IRT in motion control applications
- High performance through direct memory access
- Integration in network management systems through the support of SNMP
- Comprehensive diagnostics possibilities for installation, start-up and operation of the module
- Powerful configuration tools are part of the scope of supply of the module

**Ordering data**
**Article No.**
**CP 1616 communications processor**

PCI card (32-bit; 3.3/5 V universal keyed) with ASIC ERTEC 400 for connecting PCs to PROFINET IO with 4-port real-time switch (RJ45); incl. IO-Base software for PROFINET IO Controller and NCM PC; single license for one installation, runtime software, software and electronic manual on CD-ROM, Class A, for 32-bit Windows XP Professional and Windows 7; other operating systems via Development Kit DK-16xx PN IO; English/German

6GK1161-6AA02

**Accessories**
**DK-16xx PN IO Development Kit**

Software Development Kit for CP 1616/CP 1604; driver and IO-Base software for CP 1616/CP 1604 as PN IO Controller and IO device in source code for transfer to other PC-based operating systems; including executable example code for SUSE Linux 10, Windows XP Professional and Windows 7

 see  
<http://www.siemens.com/simatic-net/dk16xx>
**IE TP Cord RJ45/RJ45**

TP cable 4 x 2  
with 2 RJ45 connectors

- 0.5 m
- 1 m
- 2 m
- 6 m
- 10 m

 6XV1870-3QE50  
 6XV1870-3QH10  
 6XV1870-3QH20  
 6XV1870-3QH60  
 6XV1870-3QN10

**SCALANCE X204IRT**

Managed Industrial Ethernet switches; isochronous real time, LED diagnostics, error signaling contact with SET button, redundant power supply; 4 x 10/100 Mbps RJ45 ports

6GK5204-0BA00-2BA3


**Note:**

You can find order information for software under System connections – software overview



**PC-based Automation**

Communication  
Industrial Ethernet

**CP 1612 A2****Overview**

ISO	TCP/UDP	PN	MRP	OPC	PG/OP	S7/S5	IT
●	●	●		●	●	●	●

- PCI card (32 bit; 33 MHz/66 MHz; 3.3 V/5 V universal key) for the connection of PG/PC to Industrial Ethernet
- 1 x 10/100/1000 Mbps RJ45 port, electrical
- Automatic data transmission rate detection (10/100/1000 Mbps), with autosensing and autocrossover function
- Communication services via
  - PROFINET
  - ISO or TCP/IP transport protocol
  - PG/OP communication
  - S7 communication
  - Open communication (SEND/RECEIVE)
- Designed for use in industrial environments
- The appropriate OPC servers and configuration tools are included in the scope of supply of the respective communication software.

**Ordering data****Article No.****CP 1612 A2 communications processor****6GK1161-2AA01**

PCI card (32-bit, 33 MHz/66 MHz; 3.3 V/5 V universal keyed) for connection to Industrial Ethernet (10/100/1000 Mbps) with RJ45 interface, incl. driver for 32-bit Windows XP Professional SP2/3, 32/64-bit Windows 7, 2003 R2 Server SP2, Vista Business/Ultimate SP1, Windows 2008 Server; English/German

**Accessories****IE TP Cord RJ45/RJ45**

TP cable 4 x 2 with 2 RJ45 connectors

- 0.5 m
- 1 m
- 2 m
- 6 m
- 10 m

**6XV1870-3QE50**  
**6XV1870-3QH10**  
**6XV1870-3QH20**  
**6XV1870-3QH60**  
**6XV1870-3QN10**

**Note:**

You can find order information for software under System connections – software overview

**Overview**


ISO	TCP/UDP	PN	MRP	OPC	PG/OP	S7/S5	IT
●	●			●	●	●	●

**Ordering data**
**Article No.**
**CP 1613 A2 communications processor**

PCI card (32-bit, 33 MHz/66 MHz; 3.3 V/5 V universal keyed) for connection to Industrial Ethernet (10/100 Mbps) with ITP and RJ45 connection over HARDNET-IE S7/S7-1613 and S7-REDCONNECT, for operating system support see SIMATIC NET Software

**6GK1161-3AA01**
**Accessories**
**IE TP Cord RJ45/RJ45**

TP cable 4 x 2 with 2 RJ45 connectors

- 0.5 m
- 1 m
- 2 m
- 6 m
- 10 m


**6XV1870-3QE50**  
**6XV1870-3QH10**  
**6XV1870-3QH20**  
**6XV1870-3QH60**  
**6XV1870-3QN10**
**Note:**

You can find order information for software under System connections – software overview

- PCI card (32 bit; 33 MHz/66 MHz; 3.3 V/5 V universal key) with microprocessor for connection of PG/PC to Industrial Ethernet with 10/100 Mbps autosensing/autonegotiation
- Communication services using
  - Open IE communication (TCP/IP and UDP)
  - ISO transport protocol
  - PG/OP communication
  - S7 communication
  - Open communication (SEND/RECEIVE)
- 15-pole ITP connection
- RJ45 connection
- Time synchronization
- ISO and TCP/IP transport protocol onboard
- SNMP-supported diagnostics
- The appropriate OPC server and configuration tools are included in the respective scope of supply of the communication software

**PC-based Automation**

Communication  
Industrial Ethernet

**CP 1623****Overview**

ISO	TCP/ UDP	PN	MRP	OPC	PG/OP	S7/S5	IT
●	●			●	●	●	●

6ES7162-3AA00

**Ordering data****Article No.****CP 1623 communications processor****6GK1162-3AA00**

PCI Express x1 card for connection to Industrial Ethernet (10/100/1000 Mbps), with 2-port switch (RJ45) via HARDNET-IE S7/S7-1613 and S7-REDCONNECT. For operating system support, see SIMATIC NET Software

**Accessories****IE TP Cord RJ45/RJ45**

TP cable 4 x 2  
with 2 RJ45 connectors

- 0.5 m
- 1 m
- 2 m
- 6 m
- 10 m

**6XV1870-3QE50**  
**6XV1870-3QH10**  
**6XV1870-3QH20**  
**6XV1870-3QH60**  
**6XV1870-3QN10**

**Note:**

You can find order information for software under System connections – software overview

**4**

- PCI Express card (PCIe x1) with internal microprocessor for connection of PG/PC to Industrial Ethernet
- 10/100/1000 Mbps (autosensing/autocrossover/autonegotiation)
- Integrated 2-port switch (2 x RJ45 connection)
- Communication services via:
  - Open IE communication (TCP/IP and UDP)
  - ISO transport protocol
  - PG/OP communication
  - S7 communication
  - Open communication (SEND/RECEIVE)
- Time synchronization
- ISO and TCP/IP transport protocol onboard
- Integration into network management systems through the support of SNMP (V1)
- The appropriate OPC server and configuration tools are included in the scope of supply of the respective communication software

**Overview**


ISO	TCP/ UDP	PN	MRP	OPC	PG/OP	S7/S5	IT
	●	●	●				

- PCI Express module for connecting PCs and SIMATIC PG/PC to PROFINET IO (3.3 V/12 V)
- Optimized for PROFINET IO
- With Ethernet real-time ASICs
- 2 integrated 2-port real-time switches
- Communication services:
  - PROFINET IO Controller and/or PROFINET IO Device
  - Support of IRT in motion control applications
- High performance through direct memory access
- Supply disconnection between IO Controller and IO device IP subnet
- PROFinergy functions for switching the host PC on and off
- Integration in network management systems through the support of SNMP
- Comprehensive diagnostics possibilities for installation, start-up and operation of the module
- Powerful configuration tools are part of the scope of supply of the module

**Ordering data**
**Article No.**
**CP 1626 communications processor**
**6GK1162-6AA01**

CP 1626 communications processor PCI Express card for connecting PC/IPC to Industrial Ethernet/PROFINET; PROFINET IO controller and IO device, network disconnection, series machines

**Accessories**
**DK-16xx PN IO Development Kit**

 see  
<http://www.siemens.com/simatic-net/dk16xx>

Software Development Kit for CP 1616/CP 1604; driver and IO-Base software for CP 1616/CP 1604 as PN IO Controller and IO Device in source code for transfer to other PC-based operating systems; including executable example code for SUSE Linux 10, Windows XP Professional and Windows 7

**IE TP Cord RJ45/RJ45**

TP cable 4 x 2 with 2 RJ45 connectors

- 0.5 m
- 1 m
- 2 m
- 6 m
- 10 m

**6XV1870-3QE50**  
**6XV1870-3QH10**  
**6XV1870-3QH20**  
**6XV1870-3QH60**  
**6XV1870-3QN10**
**SCALANCE X204IRT**

Managed Industrial Ethernet switches; isochronous real time, LED diagnostics, error signaling contact with SET button, redundant power supply; 4 x 10/100 Mbps RJ45 ports


**6GK5204-0BA00-2BA3**
**Note:**

You can find order information for software under System connections – software overview

**PC-based Automation**

Communication  
Industrial Ethernet

CP 1628

**Overview**

ISO	TCP/ UDP	PN	MRP	OPC	PG/OP	S7/S5	IT
●	●			●	●	●	●

6ES7162-8AA00

4

- PCI Express card (PCIe x1) with internal microprocessor and integrated 2-port switch (2 x RJ45 connection, 10/100/1000 Mbps) for connecting a PG/PC to Industrial Ethernet
- Integrated security mechanisms (e.g. firewall, VPN)
- ISO and TCP/IP transport protocol onboard
- Communication services via:
  - Open IE communication (TCP/IP and UDP)
  - ISO transport protocol
  - PG/OP communication
  - S7 communication
  - Open communication (SEND/RECEIVE)
- Integration into network management systems through the support of SNMP (V1/V3)

**Ordering data****Article No.****CP 1628 communications processor****6GK1162-8AA00**

PCI Express x1 card for connection to Industrial Ethernet (10/100/1 000 Mbps), with 2-port switch (RJ45) and integrated security (firewall, VPN) via HARDNET-IE S7 and S7-REDCONNECT. For operating system support, see SIMATIC NET Software

**Accessories****IE TP Cord RJ45/RJ45**

TP cable 4 x 2 with 2 RJ45 connectors

- 0.5 m
- 1 m
- 2 m
- 6 m
- 10 m

**6XV1870-3QE50**  
**6XV1870-3QH10**  
**6XV1870-3QH20**  
**6XV1870-3QH60**  
**6XV1870-3QN10**

**Note:**

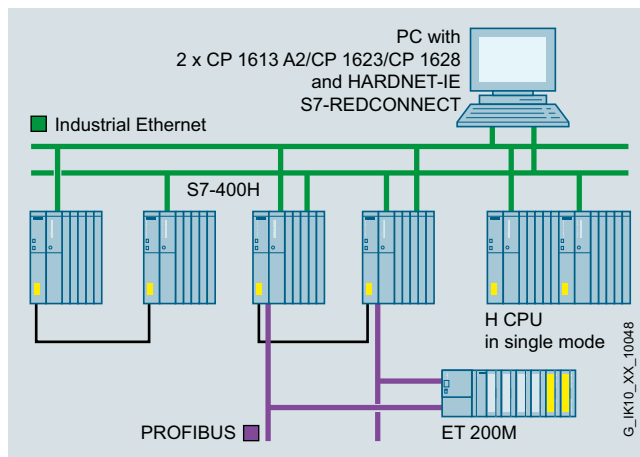
You can find order information for software under System connections – software overview

You will find more information on the topic of Industrial Security on the Internet at:

<http://www.siemens.com/industrialsecurity>

**Overview**

- For connecting PCs over redundant Industrial Ethernet to the SIMATIC S7-400H
- Protected from communication failures arising from a fault in the double bus or in redundant rings
- For redundant Layer 2 or Layer 3 Industrial Ethernet
- Can also be implemented in non-redundant networks
- No additional programming overhead for the PC and in H systems
- The appropriate OPC server and configuration tools are included in the scope of supply of the respective communication software
- Enhanced redundancy over 4-way communication (STEP 7 V5.1 + SP4 and higher)



System configuration for S7-REDCONNECT

ISO	TCP/UDP	PN	MRP	OPC	PG/OP	S7/S5	IT
●				●	●	●	

4

**Ordering data**

**HARDNET-IE S7-REDCONNECT**

Software for fail-safe S7 communication via redundant networks, incl. S7 OPC server, HARDNET-IE S7, runtime software, software and electronic manual on CD-ROM, license key on USB flash drive, Class A

For CP 1613 A2, CP 1623, CP 1628

**HARDNET-IE S7-REDCONNECT V14**

For 32/64-bit: Windows 7 SP1 Professional/Ultimate  
For 64-bit: Windows 8.1 Pro  
For 64-bit: Windows 10 PRO and Ent., Windows Server 2016, Windows Server 2008 R2 SP1  
For 64-bit: Windows Server 2012 R2; English/German;  
single license for one installation

- On DVD
- Download <sup>1)</sup>

**Software Update Service**

**Upgrade**

- From Edition 2006 to S7-REDCONNECT Edition 2008 or HARDNET-IE S7-REDCONNECT V13
- From V6.0, V6.1, V6.2 or V6.3 to S7-REDCONNECT Edition 2008 or HARDNET-IE S7-REDCONNECT V13

For CP 1613 A2, CP 1623, CP 1628

**Article No.**

<b>6GK1716-0HB14-0AA0</b> <b>6GK1716-0HB14-0AK0</b>
<b>6GK1716-0HB00-3AL0</b>
<b>6GK1716-0HB00-3AE0</b>
<b>6GK1716-0HB00-3AE1</b>

**Article No.**

**HARDNET-IE S7-REDCONNECT Power Pack**

**HARDNET-IE S7-REDCONNECT Powerpack V14**

For 32/64-bit: Windows 7 SP1 Professional/Ultimate  
For 64-bit: Windows 8.1 Pro  
For 64-bit: Windows 10 PRO and Ent., Windows Server 2016, Windows Server 2008 R2 SP1  
For 64-bit: Windows Server 2012 R2; English/German

- On DVD
- Download <sup>1)</sup>

**CP 1613 A2 communications processor**

PCI card (32-bit, 33 MHz/66 MHz; 3.3 V/5 V universal keyed) for connection to Industrial Ethernet (10/100 Mbps) with ITP and RJ45 connection over HARDNET-IE S7 and S7-REDCONNECT.  
For operating system support see SIMATIC NET Software

**CP 1623 communications processor**

PCI Express x1 card for connection to Industrial Ethernet (10/100/1000 Mbps), with 2-port switch (RJ45) via HARDNET-IE S7 and S7-REDCONNECT.  
For operating system support, see SIMATIC NET Software

**CP 1628 communications processor**

PCI Express x1 card for connection to Industrial Ethernet (10/100/1 000 Mbps), with 2-port switch (RJ45) and integrated security (firewall, VPN) via HARDNET-IE S7 and S7-REDCONNECT.  
For operating system support, see SIMATIC NET Software

<b>6GK1716-0HB14-0AC0</b> <b>6GK1716-0HB14-0AK1</b>
<b>6GK1161-3AA01</b>
<b>6GK1162-3AA00</b>
<b>6GK1162-8AA00</b>

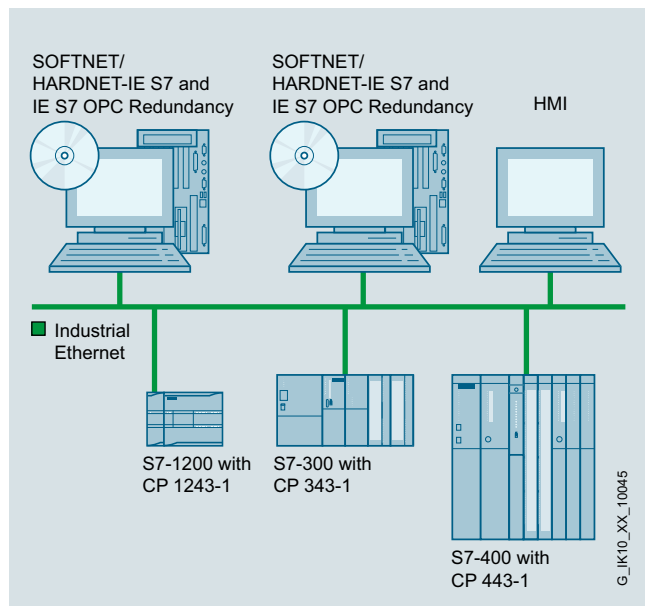
<sup>1)</sup> For more details of online software delivery, visit:  
<http://www.siemens.com/tia-online-software-delivery>  
under Ordering Data.

## PC-based Automation

Communication  
Industrial Ethernet

### SOFTNET for Industrial Ethernet

#### Overview



System configuration SOFTNET for Industrial Ethernet

ISO	TCP/UDP	PN	MRP	OPC	PG/OP	S7/S5	IT
●	●			●	●	●	

- Software for coupling programming devices/PCs/workstations to automation systems
- Communication services:
  - PG/OP communication
  - S7 communication
  - Open communication (SEND/RECEIVE)
- Can be used with
  - Layer 2 Ethernet card (PCI/PCIe), e.g. CP 1612 A2
  - Integrated Industrial Ethernet interface
  - Modem/ISDN (Remote Access Service RAS)
- Complete protocol stack as a software package
- Increased availability thanks to additional option packages such as OPC server redundancy

#### Ordering data

#### Article No.

##### SOFTNET S7 for Industrial Ethernet

Software for S7 and open communication, incl. OPC server, PG/OP communication, and NCM PC/STEP 7 Professional V12, runtime software, software and electronic manual on CD-ROM, license key on a USB flash drive, Class A

##### SOFTNET-IE S7 V14

For 32/64-bit: Windows 7 SP1 Professional/Ultimate  
For 64-bit: Windows 8.1 Pro  
For 64-bit: Windows 10 PRO and Ent., Windows Server 2016, Windows Server 2008 R2 SP1  
For 64-bit: Windows Server 2012 R2 English/German

Up to 64 connections;  
single license for one installation

- On DVD
- Download <sup>1)</sup>

**6GK1704-1CW14-0AA0**  
**6GK1704-1CW14-0AK0**

##### Software Update Service

**6GK1704-1CW00-3AL0**

For 1 year with automatic extension;  
requirement: current software version

##### Upgrade

- From Edition 2006 to Edition 2008 or V13
- From V6.0, V6.1, V6.2 or V6.3 to Edition 2008 or V13

**6GK1704-1CW00-3AE0**  
**6GK1704-1CW00-3AE1**

<sup>1)</sup> For more details of online software delivery, visit:  
<http://www.siemens.com/tia-online-software-delivery>  
under Ordering Data.

Ordering data	Article No.
<b>SOFTNET-IE S7 REDCONNECT VM V14</b> Software for fail-safe S7 communication via redundant networks, incl. S7 OPC server, runtime software, software and electronic manual on CD-ROM, license key on USB flash drive, Class A For 32/64-bit: Windows 7 SP1 Professional/Ultimate For 64-bit: Windows 8.1 Pro For 64-bit: Windows Server 2008 R2 SP1; For 64-bit: Windows Server 2012 R2; English/German; single license for one installation	<b>6GK1704-0HB14-0AA0</b>
<b>SOFTNET-IE S7 Lean Edition V14</b> For 32/64-bit: Windows 7 SP1 Professional/Ultimate For 64-bit: Windows 8.1 Pro For 64-bit: Windows Server 2008 R2 SP1; For 64-bit: Windows Server 2012 R2; Up to eight connections; English/German; single license for one installation <ul style="list-style-type: none"> <li>• On DVD</li> <li>• Download <sup>1)</sup></li> </ul>	<b>6GK1704-1LW14-0AA0</b> <b>6GK1704-1LW14-0AK0</b>
<b>Software Update Service</b> For 1 year with automatic extension; requirement: current software version	<b>6GK1704-1LW00-3AL0</b>
<b>Upgrade</b> <ul style="list-style-type: none"> <li>• From Edition 2006 to Edition 2008 or V13</li> <li>• From V6.0, V6.1, V6.2 or V6.3 to Edition 2008 or V13</li> </ul>	<b>6GK1704-1LW00-3AE0</b> <b>6GK1704-1LW00-3AE1</b>
<b>IE S7 OPC Redundancy</b> Software for redundant OPC servers in the environment of Industrial Ethernet software, S7 products, runtime software, software and electronic manual on CD-ROM, license key on USB flash drive, Class A	
<b>IE S7 OPC Redundancy V13</b> For 64-bit: Windows 2008 Server R2 SP1; English/German; single license for one installation	<b>6GK1706-1CW13-0AA0</b>

<sup>1)</sup> For more details of online software delivery, visit:  
<http://www.siemens.com/tia-online-software-delivery>  
 under Ordering Data.

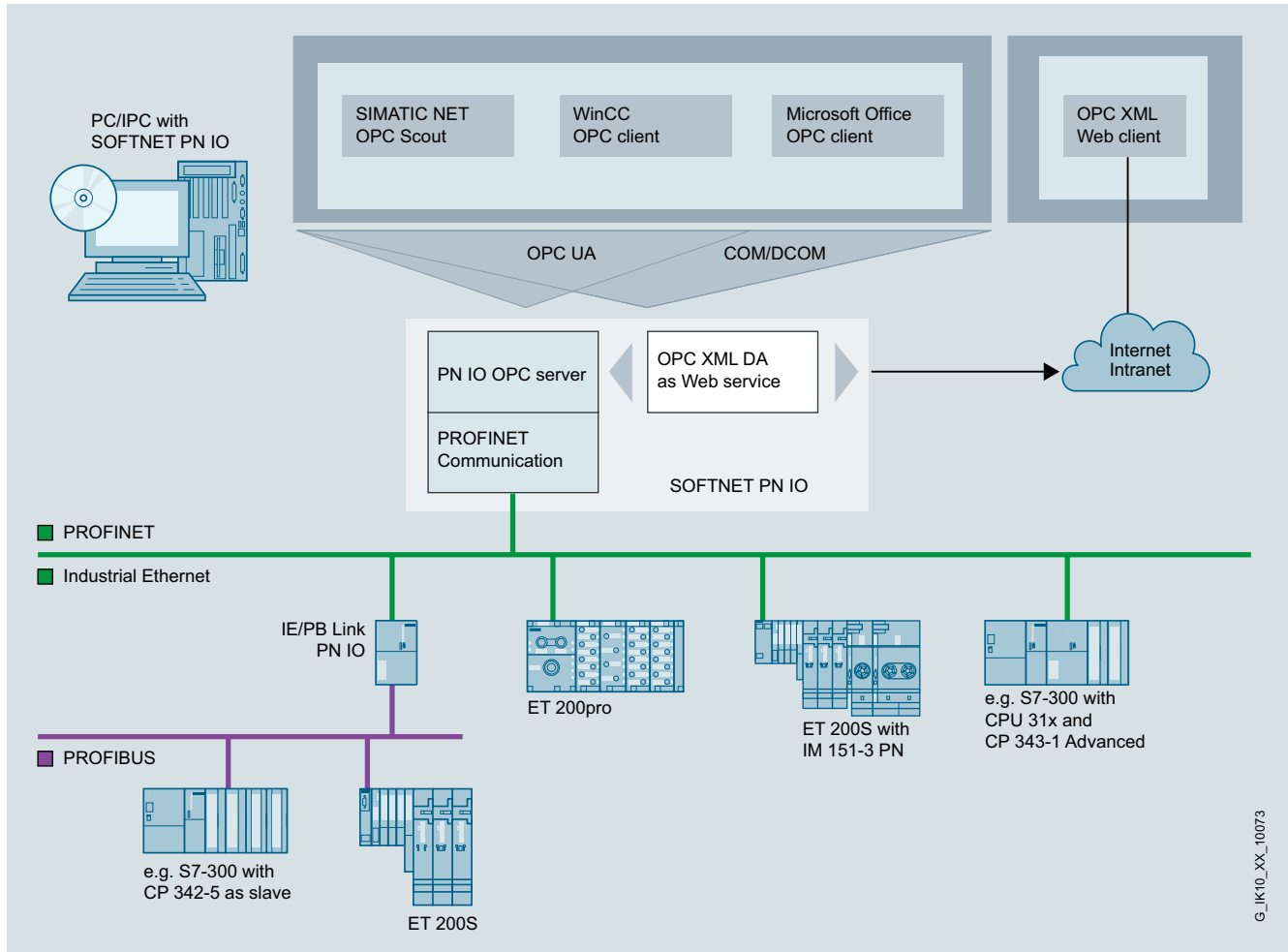


# PC-based Automation

Communication  
Industrial Ethernet

## SOFTNET PN IO

### Overview



G\_JK10\_XX\_10073

PC with SOFTNET PN IO as PROFINET IO Controller

ISO	TCP/UDP	PN	MRP	OPC	PG/OP	S7/S5	IT
	●	●		●			

- Software with PROFINET IO Controller function for coupling PG/PC and IPC with PROFINET IO Devices
- Possible applications:
  - PC-based control systems
  - HMI systems
  - Test applications
- Communication services:
  - PROFINET IO Controller
- Can be used with
  - Layer 2 Ethernet card (PCI/PCIe), e.g. CP 1612 A2
  - Integral Industrial Ethernet interfaces of SIMATIC programming devices/PCs
- Cost-effective solution for the low-end performance range
- OPC server for I/O connection over PROFINET included in scope of supply

### Ordering data

### Article No.

### Article No.

#### SOFTNET PN IO

Software for PROFINET IO Controller with OPC server and NCM PC / STEP7 Professional V14 SP1; runtime software, software and electronic manual on CD-ROM, license key on USB flash drive, Class A

#### SOFTNET-IE PN IO V14

For 32/64-bit Windows 7 Professional/Ultimate  
For Windows 2008 Server R2 SP1  
For Windows Server 2012 R2  
English/German  
Single license for one installation

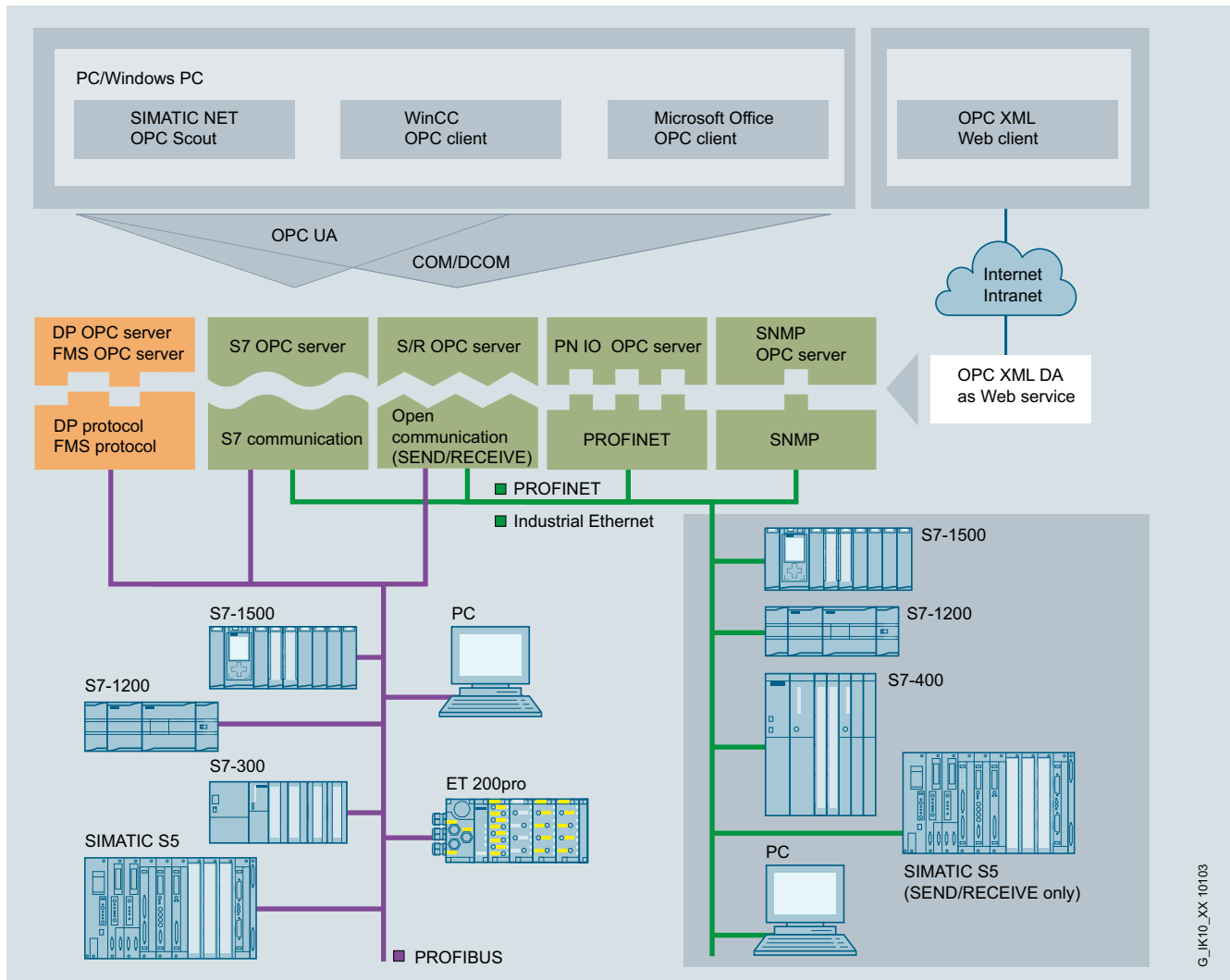
6GK1704-1HW14-0AA0

#### Software Update Service

For 1 year with automatic extension; requirement: current software version

6GK1704-1HW00-3AL0

## Overview



System integration with OPC server

OPC (**O**penness, **P**roductivity & **C**ollaboration) is a standardized, open, and vendor-independent interface that is widely used in automation.

A fundamental distinction is made between the classic OPC and its consistent further development OPC UA (**U**nified **A**rchitecture). Smooth migration to the new OPC UA standard is easily possible; this offers further value added, such as security. The SIMATIC NET OPC servers offer the two interfaces OPC UA and classic OPC for SIMATIC S7 and PROFINET.

- The corresponding OPC servers are included in the scope of supply of the respective communication software
- Standardized, open, multi-vendor interface
- Interfacing of OPC-capable Windows applications to S7 communication, open communication (SEND/RECEIVE), PROFINET, and SNMP
- Increased availability thanks to additional option packages such as OPC server redundancy
- OPC Scout with browser functionality as an OPC client and OCX Data Control/.NET Data Control for simple OPC client creation

### Ordering data

### Article No.

#### SNMP OPC Server

Status monitoring of SNMP-capable devices in any OPC client systems; e.g. SIMATIC WinCC/PCS 7

See SNMP OPC server

#### S7 OPC Redundancy

Software for redundant OPC servers in the environment of Industrial Ethernet software, S7 products, runtime software, software and electronic manual on CD-ROM, license key on USB flash drive, Class A

#### S7 OPC Redundancy V13

For 64-bit: Windows 2008 Server R2 SP1; English/German  
Single license for one installation

**6GK1706-1CW13-0AA0**

## PC-based Automation

Communication  
Industrial Ethernet

### S7 OPC Redundancy for Industrial Ethernet

#### Overview

OPC (**O**penness, **P**roductivity & **C**ollaboration) is a standardized, open, and vendor-independent interface that is widely used in automation. OPC UA (**U**nified **A**rchitecture) is the result of consistent further development of this standard, offering additional functions such as security or redundancy.

S7 OPC Redundancy is a software product compliant with the OPC UA standard that enables redundant configuration of OPC UA servers for SIMATIC S7. The availability of automation data to operator control and monitoring systems is ensured thanks to the redundant use of OPC UA servers. This requires neither additional cabling for synchronizing the redundant OPC UA servers, nor additional programming effort on the PC.

The OPC UA servers are synchronized via high-performance Industrial Ethernet network accesses at 10/100 and 1000 Mbps. S7 OPC Redundancy represents an integrated customer solution for all SIMATIC NET S7 SOFTNET and HARDNET software products in the automation world.

#### Ordering data

##### *S7 OPC Redundancy*

Software for redundant OPC servers in the environment of Industrial Ethernet software, S7 products, runtime software, software and electronic manual on CD-ROM, license key on USB flash drive, Class A

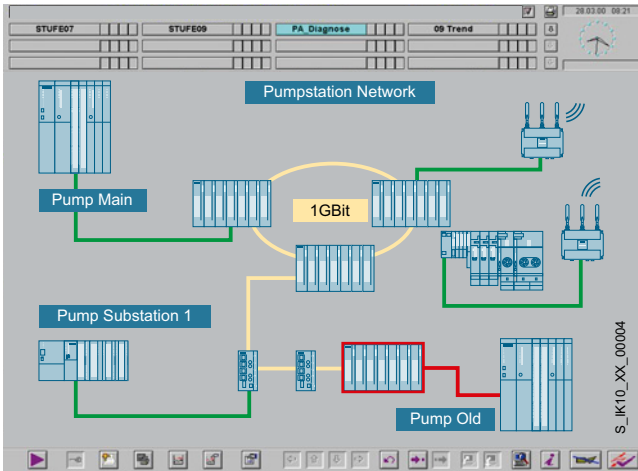
##### **S7 OPC Redundancy V13 for Industrial Ethernet**

For 64-bit: Windows 2008 Server R2; English/German  
Single license for one installation

#### Article No.

**6GK1706-1CW13-0AA0**

## Overview



- Status monitoring of SNMP-capable devices in any OPC client systems; e.g. SIMATIC WinCC/PCS 7
- Easy access to SNMP-capable devices over the OPC interface
- Devices without SNMP agents can be monitored using the ping mechanism
- Configuration with STEP 7 (up to STEP 7 V5.5) or NCM PC
- Ready-to-use SNMP diagnostics profiles for Siemens devices, e.g. SCALANCE X/W
- Generation of any SNMP diagnostics profiles by means of the integral MIB compiler
- Easy setup of the monitored devices with the help of an Autodiscovery function

## Ordering data

## Article No.

### SNMP OPC Server

Including MIB compiler; single license for one installation of runtime software; software and electronic manual on CD-ROM; license key on USB flash drive, Class A;

#### SNMP OPC Server Basic

Administration of up to 20 IP addresses

- **Basic V14**  
For 32/64-bit: Windows 7 SP1 Professional/Ultimate  
For 64-bit: Windows 8.1 Pro for Windows 10  
For 64-bit: Windows Server 2008 R2 SP1;  
For 64-bit: Windows Server 2012 R2;  
single license for one installation

6GK1706-1NW14-0AA0

#### Software Update Service SNMP OPC Server Basic

For 1 year with automatic extension; requirement: current software version

6GK1706-1NW00-3AL0

#### Upgrade SNMP OPC Server Basic

- From Edition 2006 to Edition 2008 or V13
- From V6.0, V6.1, V6.2 or V6.3 to Edition 2008 or V13

6GK1706-1NW00-3AE0

6GK1706-1NW00-3AE1

### SNMP OPC Server Extended

Administration of up to 200 IP addresses

- **Extended V14**  
For 32/64-bit: Windows 7 SP1 Professional/Ultimate  
For 64-bit: Windows 8.1 Pro for Windows 10  
For 64-bit: Windows Server 2008 R2 SP1;  
For 64-bit: Windows Server 2012 R2;  
single license for one installation

6GK1706-1NX14-0AA0

#### Software Update Service SNMP OPC Server Extended

For 1 year with automatic extension; requirement: current software version

6GK1706-1NX00-3AL0

#### Upgrade SNMP OPC Server Extended

- From Edition 2006 to Edition 2008 or V13
- From V6.0, V6.1, V6.2 or V6.3 to Edition 2008 or V13

6GK1706-1NX00-3AE0

6GK1706-1NX00-3AE1

### SNMP OPC Server Power Pack

For upgrade from SNMP OPC Server Basic to SNMP OPC Server Extended

#### Powerpack V14

6GK1706-1NW14-0AC0

## PC-based Automation

Communication  
Industrial Ethernet

### SINEMA server

#### Overview

The SINEMA server software has been specially developed for industrial applications. It enables you to fully visualize and monitor networks. Using SNMP and simultaneous diagnostics via SIMATIC and PROFINET mechanisms, many aspects of plant diagnostics can be portrayed in a single tool. Captured data is stored in a long-term archive and can be evaluated and presented as required.

The predefined network diagnosis can also be seamlessly integrated into HMI/SCADA systems (e.g. WinCC, PCS 7) via OPC UA and Web mechanisms.

#### Main features:

**Inventory:** Inventorying of all network subscribers

**Topology:** Topological representation of the network

**Monitoring:** Read-out of status information

**Diagnostics:** Evaluation and presentation of diagnostic states

**Reporting:** Presentation of statistics for any time period

**Validation:** Validation of network parameters

**Propagation:** Forwarding of data to other systems

**Management:** Configuration of devices via CLI / firmware management

#### Ordering data

#### Article No.

##### SINEMA server V14

Network monitoring software for industrial Ethernet and PROFINET networks, runtime software, software and electronic manual on DVD (not with download), license key on USB flash drive (not with download); software for installation on PC hardware with Windows 7 Professional/Ultimate/Enterprise SP1 (64-bit), Windows Server 2008 R2 + SP1 (64-bit)  
English/German/French/Chinese.  
Other languages possible on request.

For 50 devices that can be identified via IP address

- On DVD
- Download <sup>1)</sup>

**6GK1781-1BA14-0AA0**  
**6GK1781-1BA14-0AK0**

For 100 devices that can be identified via IP address

- On DVD
- Download <sup>1)</sup>

**6GK1781-1DA14-0AA0**  
**6GK1781-1DA14-0AK0**

For 250 devices that can be identified via IP address

- On DVD
- Download <sup>1)</sup>

**6GK1781-1JA14-0AA0**  
**6GK1781-1JA14-0AK0**

For 500 devices that can be identified via IP address

- On DVD
- Download <sup>1)</sup>

**6GK1781-1TA14-0AA0**  
**6GK1781-1TA14-0AK0**

Upgrade SINEMA server V13 to V14

- On DVD
- Download <sup>1)</sup>

**6GK1781-2AA14-0AA0**  
**6GK1781-2AA14-0AK0**

<sup>1)</sup> For more details of online software delivery, visit:  
<http://www.siemens.com/tia-online-software-delivery>  
under Ordering Data.

**Overview**

Communication hardware	Communication software	Operating system environment of the communication software							PG	Rack PC				Box PC				Panel PC			
		Windows 7 Professional / Ultimate / Enterprise SP1	Windows 8.1 Update 1 Pro	Windows 10 64-bit	Windows Server 2008 R2 SP1 Standard / Enterprise	Windows Server 2012 R2 Standard Edition	Windows Server 2016 Standard Edition	other operating systems		Field PG M5	SIMATIC IPC347E	SIMATIC IPC547G	SIMATIC IPC647D	SIMATIC IPC847D	SIMATIC IPC227E	SIMATIC IPC327E	SIMATIC IPC427E	SIMATIC IPC627D	SIMATIC IPC827D	SIMATIC IPC277E	SIMATIC IPC377E
CPs and software for PROFIBUS																					
CP 5613 A3, CP 5614 A3 (PCI 32-bit)	CP with DP-Base	●	●	●	●	●	●		●	●	●	●				○ <sup>4)</sup>	●				○ <sup>4)</sup>
	HARDNET-PB DP DK							○ <sup>1)</sup>													
	HARDNET-PB DP	●	●	●	●	●	●		●	●	●	●				○ <sup>4)</sup>	●				○ <sup>4)</sup>
	HARDNET-PB S7	●	●	●	●	●	●		●	●	●	●				○ <sup>4)</sup>	●				○ <sup>4)</sup>
CP 5623, CP 5624 (PCIe x1)	CP with DP-Base	●	●	●	●	●	●		●	●	●	●			○ <sup>4)</sup>	○ <sup>4)</sup>	●			○ <sup>4)</sup>	○ <sup>4)</sup>
	HARDNET-PB DP DK							○ <sup>1)</sup>													
	HARDNET-PB DP	●	●	●	●	●	●		●	●	●	●			○ <sup>4)</sup>	○ <sup>4)</sup>	●			○ <sup>4)</sup>	○ <sup>4)</sup>
CP 5612 (PCI 32-bit)	SOFTNET-PB DP	●	●	●	●	●	●		●	●	●	●				○ <sup>4)</sup>	●				○ <sup>4)</sup>
	SOFTNET-PB DP Slave	●	●	●	●	●	●		●	●	●	●				○ <sup>4)</sup>	●				○ <sup>4)</sup>
	SOFTNET-PB S7	●	●	●	●	●	●		●	●	●	●				○ <sup>4)</sup>	●				○ <sup>4)</sup>
CP 5622 (PCIe x1)	SOFTNET-PB DP	●	●	●	●	●	●		●	●	●	●	○ <sup>3)</sup>		○ <sup>4)</sup>	○ <sup>4)</sup>	●			○ <sup>4)</sup>	○ <sup>4)</sup>
	SOFTNET-PB DP Slave	●	●	●	●	●	●		●	●	●	●	○ <sup>3)</sup>		○ <sup>4)</sup>	○ <sup>4)</sup>	●			○ <sup>4)</sup>	○ <sup>4)</sup>
	SOFTNET-PB S7	●	●	●	●	●	●		●	●	●	●	○ <sup>3)</sup>		○ <sup>4)</sup>	○ <sup>4)</sup>	●			○ <sup>4)</sup>	○ <sup>4)</sup>
CP 5711 (USB V2.0)	SOFTNET-PB DP	●	●	●	●	●	●	●	●	●	●	●	●	●	●	●	●	●	●	●	●
	SOFTNET-PB DP Slave	●	●	●	●	●	●	●	●	●	●	●	●	●	●	●	●	●	●	●	●
	SOFTNET-PB S7	●	●	●	●	●	●	●	●	●	●	●	●	●	●	●	●	●	●	●	●
SIMATIC PG/PC	SOFTNET-PB DP	●	●	●	●	●	●	●			○ <sup>2)</sup>	○ <sup>2)</sup>				○ <sup>2)</sup>	○ <sup>2)</sup>				○ <sup>2)</sup>
	SOFTNET-PB DP Slave	●	●	●	●	●	●	●			○ <sup>2)</sup>	○ <sup>2)</sup>				○ <sup>2)</sup>	○ <sup>2)</sup>				○ <sup>2)</sup>
	SOFTNET-PB S7	●	●	●	●	●	●	●			○ <sup>2)</sup>	○ <sup>2)</sup>				○ <sup>2)</sup>	○ <sup>2)</sup>				○ <sup>2)</sup>

1) In order to use these CPs in other operating system environments, it is required to port HARDNET DP Development Kits (DK-5613) into the respective operating system. You can request the HARDNET DP DK on the Internet at [www.siemens.com/simatic-net/dk5613](http://www.siemens.com/simatic-net/dk5613).

2) integrated PROFIBUS interface is optional

3) slot is optional

4) observe restrictions for some PC versions: Number of slots and tolerable maximum heat loss/power consumption per slot and in total

**Notes**

- please always note the supplementary conditions for the specified SIMATIC NET products that you can view on the Internet pages shown below.
- further details on system requirements and operating environments can be found in the Readme file of the communication products on the SIMATIC NET PC Software DVD
- updates and supplements to the catalog entries, as well as the above tables can be viewed at <http://www.siemens.com/simatic-net/ik-info>

● suitable  
○ not suitable  
○ suitable under certain conditions

G\_IK10\_XX\_50025

Connection options of PROFIBUS CPs to PG/PC

**Note:**  
The operating systems listed refer exclusively to the communication products specified!


For the actual operating system that is available and has been released, please refer to the description of the corresponding IPC.

## PC-based Automation

Communication  
PROFIBUS

### CP 5603

#### Overview



DP-M	DP-S	FMS	OPC	PG/OP	S7/S5
●	●	●	●	●	●

- PCI-104 interface card with internal microprocessor for connecting embedded systems with PCI-104 interface to PROFIBUS at up to 12 Mbps
- Function-compatible with CP 5613 A2
- Communication services:
  - PROFIBUS DP master Class 1 and 2 or DP slave according to IEC 61158/61784
  - PG/OP communication with STEP 5 and STEP 7
  - S7 communication with HARDNET-PB S7 software package
  - Open communication (SEND/RECEIVE) based on the FDL interface
  - PROFIBUS FMS according to IEC 61158/61784 with FMS-5613 software package
- Extensive diagnostics options for installation, commissioning and operation of the module
- Event and filter mechanism for reducing the load on the host CPU
- Multiprotocol operation and parallel operation of up to three CPs
- The appropriate OPC server and configuration tools are included in the scope of supply of the respective communication software
- Development Kit with driver sources for integration into "non-Windows" environments

#### Note:

FMS-5613 supports up to two CP 5603/CP 5613 A2/5614 A2/CP 5623/CP 5624 processors.

#### Ordering data

#### Article No.

##### CP 5603 communications processor

PCI-104 card for connection to PROFIBUS incl. DP-Base software with NCM PC; DP-RAM interface for DP master or DP slave, incl. PG and FDL protocols; single license for one installation, runtime software, software and electronic manual on CD-ROM, Class A, for operating system support see SIMATIC NET software; English/German

6GK1560-3AA00

##### CP 5603 Microbox Package

For use of CP 5603 in Microbox 420/427B/427C; consisting of CP 5603 module and Microbox expansion frame

6GK1560-3AU00

##### CP 5603 expansion rack

For use in Microbox 420/427B/427C with mounting material

6GK1560-3AA00-0AU0

##### CP 5603 mEC Package

For use of CP 5603 in SIMATIC S7-MEC; consisting of CP 5603 and withdrawable unit for CP 5603 for installation in the EM PCI-104 expansion module of the SIMATIC S7-MEC

6GK1560-3AE00

##### CP 5603 insert plate

Metal plate with RS 485 cutout for inserting for the S7 modular embedded controller

6GK1560-3AA00-0AE0

##### HARDNET-PB DP Development Kit

HARDNET-PB DP Development Kit software for CP 5603, CP 5613, CP 5613 A2, CP 5623, CP 5613 FO, CP 5614, CP 5614 A2, CP 5624; for integration into other operating system environments on systems with a PCI slot

see  
<http://www.siemens.com/simatic-net/dk5613>

Ordering data	Article No.	Ordering data	Article No.
<b>HARDNET-PB DP</b> Software for DP, incl. PG and FDL protocol, OPC server and NCM PC; runtime software, software and electronic manual on CD-ROM, license key on USB flash drive, Class A, for CP 5603, CP 5613 A2, CP 5623, CP 5614 A2, CP 5624 <b>HARDNET-PB DP V8.2</b> For 32/64-bit: Windows 7 Professional/Ultimate; for 64-bit: Windows 2008 Server R2 English/German Single license for one installation	6GK1713-5DB08-2AA0	<b>FMS-5613 Edition 2008</b> Software for FMS protocol incl. PG/OP communication; FDL, FMS-OPC server and NCM PC; runtime software, software and electronic manual on USB flash drive, Class A, for 32-bit Windows XP Professional SP2/3; Windows 2003 Server R2, SP2; Windows Vista Business/Ultimate SP1; Windows 2008 Server; for CP 5603, CP 5613, CP 5613 A2, CP 5623, CP 5613 FO, CP 5614, CP 5614 A2, CP 5624; English/German Single license for one installation	6GK1713-5FB71-3AA0
<b>DP-5613 Edition 2008</b> For 32-bit Windows XP Professional SP2/3; Windows 2003 Server R2, SP2; Windows Vista Business/Ultimate SP1; Windows 2008 Server; English/German Single license for one installation	6GK1713-5DB71-3AA0	<b>Software Update Service</b> For 1 year with automatic extension; requirement: current software version	6GK1713-5FB00-3AL0
<b>Software Update Service</b> For 1 year with automatic extension; requirement: current software version	6GK1713-5DB00-3AL0	<b>Upgrade</b> <ul style="list-style-type: none"> <li>From Edition 2006 or 2007 to FMS-5613 Edition 2008</li> <li>From V6.0, V6.1, V6.2 or V6.3 to FMS-5613 Edition 2008</li> </ul>	6GK1713-5FB00-3AE0 6GK1713-5FB00-3AE1
<b>Upgrade</b> <ul style="list-style-type: none"> <li>From Edition 2006 or 2007 to DP-5613 Edition 2008 or HARDNET-PB DP V8.1</li> <li>From V6.0, V6.1, V6.2 or V6.3 to DP-5613 Edition 2008 or HARDNET-PB DP V8.1</li> </ul>	6GK1713-5DB00-3AE0 6GK1713-5DB00-3AE1	<b>Accessories</b> <b>PROFIBUS FastConnect bus connector RS 485 Plug 180</b> With 180° cable outlet, insulation displacement	6GK1500-0FC10
<b>HARDNET-PB S7</b> Software for S7 communication, incl. PG and FDL protocol, OPC server and NCM PC; runtime software, software and electronic manual on USB flash drive, Class A, for CP 5603, CP 5613 A2, CP 5623, CP 5614 A2, CP 5624 <b>HARDNET-PB S7 V8.2</b> For 32/64-bit: Windows 7 Professional/Ultimate; for 64-bit: Windows 2008 Server R2 English/German Single license for one installation	6GK1713-5CB08-2AA0	<b>PROFIBUS FC Standard Cable GP</b> Standard type with special design for quick assembly, 2-wire, shielded, sold by the meter; max. length 1000 m, minimum order 20 m	6XV1830-0EH10
<b>S7-5613 Edition 2008</b> For 32-bit Windows XP Professional SP2/3; Windows 2003 Server R2, SP2; Windows Vista Business/Ultimate SP1; Windows 2008 Server; English/German Single license for one installation	6GK1713-5CB71-3AA0	<b>PROFIBUS FastConnect Stripping Tool</b> Preset stripping tool for fast stripping of PROFIBUS FastConnect bus cables	6GK1905-6AA00
<b>Software Update Service</b> For 1 year with automatic extension; requirement: current software version	6GK1713-5CB00-3AL0	<b>PROFIBUS bus terminal 12M</b> Bus terminal for connection of PROFIBUS stations up to 12 Mbps with connecting cable 1.5 m long	6GK1500-0AA10
<b>Upgrade</b> <ul style="list-style-type: none"> <li>From Edition 2006 or 2007 to S7-5613 Edition 2008 or HARDNET-PB S7 V8.1</li> <li>From V6.0, V6.1, V6.2 or V6.3 to S7-5613 Edition 2008 or HARDNET-PB S7 V8.1</li> </ul>	6GK1713-5CB00-3AE0 6GK1713-5CB00-3AE1		


**Note:**

You can find order information for software for communication with PC systems under System connections – software overview

You can find the HARDNET-PB DP Development Kit on the Internet at:

<http://www.siemens.com/simatic-net/dk5613>



**PC-based Automation**Communication  
PROFIBUS**CP 5613 A3****Overview**

DP-M	DP-S	FMS	OPC	PG/OP	S7/S5
●	●		●	●	●

- PCI card (universal keyed 5 V/3.3 V) with internal micro-processor for connection of PCs and SIMATIC PG/PC to PROFIBUS at up to 12 Mbps
- Communication services:
  - PROFIBUS DP master according to IEC 61158/61784 on one PCI card
  - PG/OP communication with STEP 7
  - S7 communication with HARDNET-PB S7 software package
  - Open communication (SEND/RECEIVE) based on the FDL interface
- Comprehensive diagnostics possibilities for installation, commissioning and operation of the module
- High performance over direct dual-port RAM access
- Event and filter mechanisms to reduce the loading on the host CPU
- Multiprotocol operation and parallel operation of up to four CPs
- Implementation in Motion Control applications is possible because a constant bus cycle time is supported
- The appropriate OPC servers and configuration tools are included in the scope of supply of the respective communications software

**Ordering data****Article No.****CP 5613 A3 communications processor****6GK1561-3AA02**

PCI card (32-bit; 3.3 V/5 V) for connection to PROFIBUS incl. DP-Base software; DP-RAM interface for DP master, incl. PG and FDL protocols; single license for one installation, runtime software, software and electronic manual on CD-ROM, Class A, for operating system support see SIMATIC NET software V12; English/German

**HARDNET-PB DP Development Kit**

see <http://www.siemens.com/simatic-net/dk5613>

HARDNET-PB DP Development Kit software for CP 5613 A2/ CP 5614 A2/ CP 5613 A3/ CP 5614 A3/ CP 5603/ CP 5623/ CP 5624 for integration into other operating system environments

**HARDNET-PB DP**

Software for DP, incl. PG and FDL protocol, OPC server and NCM PC; runtime software, software and electronic manual on CD-ROM, license key on USB flash drive, Class A, for CP 5613 A2/CP 5614 A2/ CP 5613 A3/ CP 5614 A3/ CP 5603/ CP 5623/CP 5624

**HARDNET-PB DP V12****6GK1713-5DB12-0AA0**

For 32/64-bit: Windows 7 Professional/Ultimate; for 32/64-bit: Windows 8 Pro for 64-bit: Windows 2008 Server R2 for 64-bit: Windows 2012 Server English/German Single license for one installation

**Software Update Service****6GK1713-5DB00-3AL0**

For 1 year with automatic extension; requirement: current software version

**Upgrade**

- From Edition 2006 or 2007 to DP-5613 Edition 2008 or HARDNET-PB DP V12
- From V6.0, V6.1, V6.2 or V6.3 to DP-5613 Edition 2008 or HARDNET-PB DP V12

**6GK1713-5DB00-3AE0****6GK1713-5DB00-3AE1**

Ordering data	Article No.	Ordering data	Article No.
<b>HARDNET-PB S7</b> Software for S7 communication, incl. PG and FDL protocol, OPC server and NCM PC; runtime software, software and electronic manual on USB flash drive, Class A, for CP 5603, CP 5613 A2/A3, CP 5623, CP 5614 A2/A3, CP 5624 <b>HARDNET-PB S7 V14</b> For 32/64-bit: Windows 7 Professional/Ultimate; for 32/64-bit: Windows 8 Pro for 64-bit: Windows 2008 Server R2 for 64-bit: Windows 2012 Server, Windows 10 English/German Single license for one installation	<b>6GK1713-5CB14-0AA0</b>	<b>Accessories</b> <b>PROFIBUS FC Standard Cable GP</b> Standard type with special design for quick assembly, 2-wire, shielded, sold by the meter; delivery unit max. 1 000 m, minimum order 20 m	
<b>Software Update Service</b> For 1 year with automatic extension; requirement: current software version	<b>6GK1713-5CB00-3AL0</b>	<b>PROFIBUS FastConnect bus connection plug RS 485 plug 180</b> With 180° cable outlet, insulation displacement	<b>6GK1500-0FC10</b>
<b>Upgrade</b> <ul style="list-style-type: none"> <li>From Edition 2006 or 2007 to S7-5613 Edition 2008 or HARDNET-PB S7 V12</li> <li>From V6.0, V6.1, V6.2 or V6.3 to S7-5613 Edition 2008 or HARDNET-PB S7 V12</li> </ul>	<b>6GK1713-5CB00-3AE0</b>  <b>6GK1713-5CB00-3AE1</b>	<b>PROFIBUS bus terminal 12M</b> Bus terminal for connection of PROFIBUS stations up to 12 Mbps with connecting cable 1.5 m long	<b>6GK1500-0AA10</b>
		<b>PROFIBUS FastConnect Stripping Tool</b> Preset stripping tool for fast stripping of PROFIBUS FastConnect bus cables	<b>6GK1905-6AA00</b>

**Note:**

You can find order information for software for communication with PC systems under System connections – software overview

**More information**

You can find the HARDNET-PB DP Development Kit on the Internet at:

<http://www.siemens.com/simatic-net/dk5613>

The CP 5613 A3 module can also be used under the LINUX and UNIX operating systems. Information on the available LINUX distributors and UNIX operating systems can be found at:


<http://www.siemens.com/simatic-net/ik-info>

## PC-based Automation

Communication  
PROFIBUS

### CP 5614 A3

#### Overview



DP-M	DP-S	FMS	OPC	PG/OP	S7/S5
●	●		●	●	●

- PCI card (universal keyed 5 V/3.3 V) with internal micro-processor for connection of PCs and SIMATIC PG/PC to PROFIBUS at up to 12 Mbps
- Communication services:
  - PROFIBUS DP master and slave interface according to IEC 61158/61784 on one PCI card
  - PG/OP communication with STEP 5 and STEP 7
  - S7 communication with HARDNET-PB S7 software package
  - Open communication (SEND/RECEIVE) based on the FDL interface
- Comprehensive diagnostics possibilities for installation, commissioning and operation of the module
- High performance over direct dual-port RAM access
- Event and filter mechanisms to reduce the loading on the host CPU
- Multiprotocol operation and parallel operation of up to four CPs
- Implementation of Motion Control applications is possible because a constant bus cycle time is supported
- The appropriate OPC servers and configuration tools are included in the scope of supply of the respective communications software.

#### Ordering data

#### Article No.

##### CP 5614 A3 communications processor

PCI card (32-bit; 3.3 V/5 V) master and slave connection to PROFIBUS incl. DP-Base software; DP-RAM interface for DP master, incl. PG and FDL protocols; single license for one installation, runtime software, software and electronic manual on CD-ROM, Class A, for operating system support see SIMATIC NET software V12; English/German

6GK1561-4AA02

##### HARDNET-PB DP Development Kit

HARDNET-PB DP Development Kit software for CP 5613 A2/ CP 5614 A2/ CP 5613 A3/ CP 5614 A3/ CP 5603/ CP 5623/ CP 5624 for integration into other operating system environments

see  
<http://www.siemens.com/simatic-net/dk5613>

##### HARDNET-PB DP

Software for DP, incl. PG and FDL protocol, OPC server and NCM PC; runtime software, software and electronic manual on CD-ROM, license key on USB flash drive, Class A, for CP 5613 A2/CP 5614 A2/ CP 5613 A3/CP 5614 A3/ CP 5603/ CP 5623/CP 5624

##### HARDNET-PB DP V14

For 32/64-bit: Windows 7 Professional/Ultimate  
For 32/64-bit: Windows 8 Pro  
For 64-bit: Windows 2008 Server R2  
For 64-bit: Windows 2012 Server, Windows 10  
English/German  
Single license for one installation

6GK1713-5DB14-0AA0

##### Software Update Service

For 1 year with automatic extension; requirement: current software version

6GK1713-5DB00-3AL0

##### Upgrade

- From Edition 2006 or 2007 to DP-5613 Edition 2008 or HARDNET-PB DP V12
- From V6.0, V6.1, V6.2 or V6.3 to DP-5613 Edition 2008 or HARDNET-PB DP V12

6GK1713-5DB00-3AE0

6GK1713-5DB00-3AE1

Ordering data	Article No.	Ordering data	Article No.
<b>HARDNET-PB S7</b> Software for S7 communication, incl. PG and FDL protocol, OPC server and NCM PC; runtime software, software and electronic manual on USB flash drive, Class A, for CP 5603, CP 5613 A2/A3, CP 5623, CP 5614 A2/A3, CP 5624 <b>HARDNET-PB S7 V14</b> For 32/64-bit: Windows 7 Professional/Ultimate For 32/64-bit: Windows 8 Pro For 64-bit: Windows 2008 Server R2 For 64-bit: Windows 2012 Server, Windows 10 English/German Single license for one installation	<b>6GK1713-5CB14-0AA0</b>	<b>Accessories</b> <b>PROFIBUS FC Standard Cable GP</b> Standard type with special design for quick assembly, 2-wire, shielded, sold by the meter; delivery unit max. 1 000 m, minimum order 20 m	
<b>Software Update Service</b> For 1 year with automatic extension; requirement: current software version	<b>6GK1713-5CB00-3AL0</b>	<b>PROFIBUS FastConnect bus connection plug RS 485 plug 180</b> With 180° cable outlet, insulation displacement	<b>6GK1500-0FC10</b>
<b>Upgrade</b> <ul style="list-style-type: none"> <li>From Edition 2006 or 2007 to S7-5613 Edition 2008 or HARDNET-PB S7 V12</li> <li>From V6.0, V6.1, V6.2 or V6.3 to S7-5613 Edition 2008 or HARDNET-PB S7 V12</li> </ul>	<b>6GK1713-5CB00-3AE0</b>  <b>6GK1713-5CB00-3AE1</b>	<b>PROFIBUS FC Standard Cable GP</b> Standard type with special design for fast mounting, 2-wire, shielded, sold by the meter; max. delivery unit 1000 m, minimum order 20 m	<b>6XV1830-0EH10</b>
		<b>PROFIBUS FastConnect Stripping Tool</b> Preset stripping tool for fast stripping of PROFIBUS FastConnect bus cables	<b>6GK1905-6AA00</b>
		<b>PROFIBUS bus terminal 12M</b> Bus terminal for connection of PROFIBUS stations up to 12 Mbps with connecting cable 1.5 m long	<b>6GK1500-0AA10</b>

Note:

You can find order information for software for communication with PC systems under System connections – software overview

You can find the HARDNET-PB DP Development Kit on the Internet at:

<http://www.siemens.com/simatic-net/dk5613>

The CP 5614 A3 module can also be used under the LINUX and UNIX operating systems. Information on the available LINUX distributors and UNIX operating systems can be found at:

<http://www.siemens.com/simatic-net/ik-info>

**PC-based Automation**Communication  
PROFIBUS

CP 5623

**Overview**

DP-M	DP-S	FMS	OPC	PG/OP	S7/S5
●	●	●	●	●	●

- PCI Express card (PCIe x1) with internal microprocessor for connecting PCs and SIMATIC PG/PC to PROFIBUS at up to 12 Mbps
- Communication services:
  - PROFIBUS DP master Class 1 and 2 or DP slave according to IEC 61158/61784 on one PCI card
  - PG/OP communication with STEP 5 and STEP 7
  - S7 communication with HARDNET-PB S7 software package
  - Open communication (SEND/RECEIVE) based on the FDL interface
  - PROFIBUS FMS according to IEC 61158/61784 with FMS-5613 software package
- Extensive diagnostics options for installation, commissioning and operation of the module
- Event and filter mechanism for reducing the load on the host CPU
- Multiprotocol operation and parallel operation of up to four CPs
- The appropriate OPC servers and configuration tools are included in the scope of supply of the respective communication software

**Ordering data****Article No.****CP 5623 communications processor****6GK1562-3AA00**

PCI Express x1 card (32-bit) for connection to PROFIBUS incl. DP-Base software with NCM PC; DP-RAM interface for DP master or DP slave, incl. PG and FDL protocols; single license for one installation, runtime software, software and electronic manual on CD-ROM, Class A, for operating system support see SIMATIC NET software; English/German

**HARDNET-PB DP Development Kit**

see <http://www.siemens.com/simatic-net/dk5613>

HARDNET-PB DP Development Kit software for CP 5603, CP 5613, CP 5613 A2, CP 5623, CP 5613 FO, CP 5614, CP 5614 A2, CP 5624; for integration into other operating system environments on systems with a PCI or PCI Express slot

**HARDNET-PB DP**

Software for DP, incl. PG and FDL protocol, OPC server and NCM PC; runtime software, software and electronic manual on CD-ROM, license key on USB flash drive, Class A, for CP 5603, CP 5613 A2, CP 5623, CP 5614 A2, CP 5624

**HARDNET-PB DP V8.2****6GK1713-5DB08-2AA0**

For 32/64-bit: Windows 7 Professional/Ultimate; for 64-bit: Windows 2008 Server R2 English/German  
Single license for one installation

**DP-5613 Edition 2008****6GK1713-5DB71-3AA0**

For 32-bit Windows XP Professional SP2/3; Windows 2003 Server R2, SP2; Windows Vista Business/Ultimate SP1; Windows 2008 Server; English/German  
Single license for one installation

**Software Update Service****6GK1713-5DB00-3AL0**

For 1 year with automatic extension; requirement: current software version

**Upgrade**

- From Edition 2006 or 2007 to DP-5613 Edition 2008 or HARDNET-PB DP V8.1
- From V6.0, V6.1, V6.2 or V6.3 to DP-5613 Edition 2008 or HARDNET-PB DP V8.1

**6GK1713-5DB00-3AE0****6GK1713-5DB00-3AE1**

4

Ordering data	Article No.	Article No.
<p><b>HARDNET-PB S7</b></p> <p>Software for S7 communication, incl. PG and FDL protocol, OPC server and NCM PC; runtime software, software and electronic manual on USB flash drive, Class A, for CP 5603, CP 5613 A2, CP 5623, CP 5614 A2, CP 5624</p> <p><b>HARDNET-PB S7 V8.2</b></p> <p>For 32/64-bit: Windows 7 Professional/Ultimate; for 64-bit: Windows 2008 Server R2 English/German Single license for one installation</p> <p><b>S7-5613 Edition 2008</b></p> <p>For 32-bit Windows XP Professional SP2/3; Windows 2003 Server R2, SP2; Windows Vista Business/Ultimate SP1; Windows 2008 Server; English/German Single license for one installation</p> <p><b>Software Update Service</b></p> <p>For 1 year with automatic extension; requirement: current software version</p> <p><b>Upgrade</b></p> <ul style="list-style-type: none"> <li>• From Edition 2006 or 2007 to S7-5613 Edition 2008 or HARDNET-PB S7 V8.1</li> <li>• From V6.0, V6.1, V6.2 or V6.3 to S7-5613 Edition 2008 or HARDNET-PB S7 V8.1</li> </ul> <p><b>FMS-5613 Edition 2008</b></p> <p>Software for FMS protocol incl. PG/OP communication; FDL, FMS-OPC server and NCM PC; runtime software, software and electronic manual on USB flash drive, Class A, for 32-bit Windows XP Professional SP2/3; Windows 2003 Server R2, SP2; Windows Vista Business/Ultimate SP1; Windows 2008 Server; for CP 5603, CP 5613, CP 5613 A2, CP 5623, CP 5613 FO, CP 5614, CP 5614 A2, CP 5624; English/German Single license for one installation</p> <p><b>Software Update Service</b></p> <p>For 1 year with automatic extension; requirement: current software version</p> <p><b>Upgrade</b></p> <ul style="list-style-type: none"> <li>• From Edition 2006 or 2007 to FMS-5613 Edition 2008</li> <li>• From V6.0, V6.1, V6.2 or V6.3 to FMS-5613 Edition 2008</li> </ul>	<p><b>6GK1713-5CB08-2AA0</b></p> <p><b>6GK1713-5CB71-3AA0</b></p> <p><b>6GK1713-5CB00-3AL0</b></p> <p><b>6GK1713-5CB00-3AE0</b></p> <p><b>6GK1713-5CB00-3AE1</b></p> <p><b>6GK1713-5FB71-3AA0</b></p> <p><b>6GK1713-5FB00-3AL0</b></p> <p><b>6GK1713-5FB00-3AE0</b></p> <p><b>6GK1713-5FB00-3AE1</b></p>	<p><b>Accessories</b></p> <p><b>PROFIBUS FastConnect bus connector RS 485 Plug 180</b> <b>6GK1500-0FC10</b></p> <p>With 180° cable outlet, insulation displacement</p> <p><b>PROFIBUS FC Standard Cable GP</b> <b>6XV1830-0EH10</b></p> <p>Standard type with special design for quick assembly, 2-wire, shielded, sold by the meter; max. length 1000 m, minimum order 20 m</p> <p><b>PROFIBUS FastConnect Stripping Tool</b> <b>6GK1905-6AA00</b></p> <p>Preset stripping tool for fast stripping of PROFIBUS FastConnect bus cables</p> <p><b>PROFIBUS bus terminal 12M</b> <b>6GK1500-0AA10</b></p> <p>Bus terminal for connection of PROFIBUS stations up to 12 Mbps with connecting cable 1.5 m long</p> <p><b>Note:</b></p> <p>You can find order information for software for communication with PC systems under System connections – software overview</p> <p>You can find the HARDNET-PB DP Development Kit on the Internet at:</p> <p><a href="http://www.siemens.com/simatic-net/dk5613">http://www.siemens.com/simatic-net/dk5613</a></p> <p>The CP 5623 module can also be used under LINUX and UNIX operating systems. Information on the available LINUX distributors and UNIX operating systems can be found at:</p> <p><a href="http://www.siemens.com/simatic-net/ik-info">http://www.siemens.com/simatic-net/ik-info</a></p>

**PC-based Automation**Communication  
PROFIBUS

CP 5624

**Overview**

DP-M	DP-S	FMS	OPC	PG/OP	S7/S5
●	●	●	●	●	●

- PCI Express card (PCIe x1) with own microprocessor for connecting PCs and SIMATIC PG/PC to PROFIBUS at up to 12 Mbps
- Two 9-pin sub-D sockets for parallel operation as DP master and DP slave
- Communication services:
  - PROFIBUS DP master and slave interface according to IEC 61158/61784 on one PCI card
  - PG/OP communication with STEP 5 and STEP 7
  - S7 communication with HARDNET-PB S7 software package
  - Open communication (SEND/RECEIVE) based on the FDL interface
  - PROFIBUS FMS according to IEC 61158/61784 with FMS-5613 software package
- Extensive diagnostics options for installation, commissioning and operation of the module
- Event and filter mechanism for reducing the load on the host CPU
- Multiprotocol operation and parallel operation of up to four CPs
- The appropriate OPC servers and configuration tools are included in the scope of supply of the respective communication software

**Ordering data****Article No.****CP 5624 communications processor****6GK1562-4AA00**

PCI Express x1 card (32-bit) for master and slave connection to PROFIBUS incl. DP-Base software with NCM PC; DP-RAM interface for DP master, incl. PG and FDL protocols; single license for one installation, runtime software, software and electronic manual on CD-ROM, Class A, for operating system support see SIMATIC NET software; English/German

**HARDNET-PB DP Development Kit**

see  
<http://www.siemens.com/simatic-net/dk5613>

HARDNET-PB DP Development Kit software for  
 CP 5603, CP 5613, CP 5613 A2, CP 5623, CP 5613 FO, CP 5614, CP 5614 A2, CP 5624;  
 for integration into other operating system environments on systems with a PCI or PCI Express slot

**HARDNET-PB DP**

Software for DP, incl. PG and FDL protocol, OPC server and NCM PC; runtime software, software and electronic manual on CD-ROM, license key on USB flash drive, Class A, for CP 5603, CP 5613 A2, CP 5623, CP 5614 A2, CP 5624

**HARDNET-PB DP V8.2****6GK1713-5DB08-2AA0**

For 32/64-bit: Windows 7 Professional/Ultimate;  
 for 64-bit: Windows 2008 Server R2  
 English/German  
 Single license for one installation

**DP-5613 Edition 2008****6GK1713-5DB71-3AA0**

For 32-bit Windows XP Professional SP2/3; Windows 2003 Server R2, SP2; Windows Vista Business/Ultimate SP1; Windows 2008 Server; English/German  
 Single license for one installation

**Software Update Service****6GK1713-5DB00-3AL0**

For 1 year with automatic extension; requirement: current software version

**Upgrade**

- From Edition 2006 or 2007 to DP-5613 Edition 2008 or HARDNET-PB DP V8.1
- From V6.0, V6.1, V6.2 or V6.3 to DP-5613 Edition 2008 or HARDNET-PB DP V8.1

**6GK1713-5DB00-3AE0****6GK1713-5DB00-3AE1**

4

Ordering data	Article No.	Accessories	Article No.
<b>HARDNET-PB S7</b> Software for S7 communication, incl. PG and FDL protocol, OPC server and NCM PC; runtime software, software and electronic manual on USB flash drive, Class A, for CP 5603, CP 5613 A2, CP 5623, CP 5614 A2, CP 5624 <b>HARDNET-PB S7 V8.2</b> For 32/64-bit: Windows 7 Professional/Ultimate; for 64-bit: Windows 2008 Server R2 English/German Single license for one installation <b>S7-5613 Edition 2008</b> For 32-bit Windows XP Professional SP2/3; Windows 2003 Server R2, SP2; Windows Vista Business/Ultimate SP1; Windows 2008 Server; English/German Single license for one installation <b>Software Update Service</b> For 1 year with automatic extension; requirement: current software version <b>Upgrade</b> <ul style="list-style-type: none"> <li>From Edition 2006 or 2007 to S7-5613 Edition 2008 or HARDNET-PB S7 V8.1</li> <li>From V6.0, V6.1, V6.2 or V6.3 to S7-5613 Edition 2008 or HARDNET-PB S7 V8.1</li> </ul> <b>FMS-5613 Edition 2008</b> Software for FMS protocol incl. PG/OP communication; FDL, FMS-OPC server and NCM PC; runtime software, software and electronic manual on USB flash drive, Class A, for 32-bit Windows XP Professional SP2/3; Windows 2003 Server R2, SP2; Windows Vista Business/Ultimate SP1; Windows 2008 Server; for CP 5603, CP 5613, CP 5613 A2, CP 5623, CP 5613 FO, CP 5614, CP 5614 A2, CP 5624; English/German Single license for one installation <b>Software Update Service</b> For 1 year with automatic extension; requirement: current software version <b>Upgrade</b> <ul style="list-style-type: none"> <li>From Edition 2006 or 2007 to FMS-5613 Edition 2008</li> <li>From V6.0, V6.1, V6.2 or V6.3 to FMS-5613 Edition 2008</li> </ul>	<b>6GK1713-5CB08-2AA0</b>  <b>6GK1713-5CB71-3AA0</b>  <b>6GK1713-5CB00-3AL0</b>  <b>6GK1713-5CB00-3AE0</b> <b>6GK1713-5CB00-3AE1</b>  <b>6GK1713-5FB71-3AA0</b>  <b>6GK1713-5FB00-3AL0</b>  <b>6GK1713-5FB00-3AE0</b> <b>6GK1713-5FB00-3AE1</b>	<b>PROFIBUS FastConnect RS 485 bus connector Plug 180</b> With 180° cable outlet, insulation displacement <b>PROFIBUS FC Standard Cable GP</b> Standard type with special design for quick assembly, 2-wire, shielded, sold by the meter; max. length 1000 m, minimum order 20 m <b>PROFIBUS FastConnect Stripping Tool</b> Preset stripping tool for fast stripping of PROFIBUS FastConnect bus cables <b>PROFIBUS bus terminal 12M</b> Bus terminal for connection of PROFIBUS stations up to 12 Mbps with connecting cable 1.5 m long	<b>6GK1500-0FC10</b>  <b>6XV1830-0EH10</b>  <b>6GK1905-6AA00</b>  <b>6GK1500-0AA10</b>

**Note:**

You can find order information for software for communication with PC systems under System connections – software overview

You can find the HARDNET-PB DP Development Kit on the Internet at:

<http://www.siemens.com/simatic-net/dk5613>



**PC-based Automation**Communication  
PROFIBUS**CP 5612****Overview**

DP-M	DP-S	FMS	OPC	PG/OP	S7/S5
●	●		●	●	●

- PCI card (universal keyed 5 V/3.3 V) for connection of PCs and SIMATIC PG/PC to PROFIBUS at up to 12 Mbps and to the MPI interface of SIMATIC S7
- Communication services:
  - PROFIBUS DP master Class 1 incl. acyclic DP expansions with SOFTNET-PB DP software package
  - PROFIBUS DP master Class 2 incl. acyclic DP expansions with SOFTNET-PB DP software package
  - PROFIBUS DP slave with SOFTNET-PB DP slave software package
  - PG/OP communication with STEP 7
  - S7 communication with SOFTNET-PB S7 software package
  - Open communication (SEND/RECEIVE on basis of FDL interface) with SOFTNET-PB DP or SOFTNET-PB S7 software package
- Can be used with:
  - STEP 7, STEP 7 Micro/Win, SIMATIC PDM (for PG/OP communication)
  - SOFTNET-PB S7 (for S7 communication)
  - SOFTNET-PB DP, SOFTNET-PB DP slave (for DP)
- Corresponding OPC servers and configuration tools are included in the scope of supply of the respective communication software

**Ordering data****Article No.****CP 5612 communications processor**

PCI card (32-bit)  
for connection of a programming device or PC to PROFIBUS

**6GK1561-2AA00****SOFTNET-PB S7**

Software for S7 communication, incl. FDL protocol with OPC server and NCM PC, runtime software, software and electronic manual on CD-ROM, license key on USB flash drive, Class A; for CP 5512, CP 5611, CP 5611 A2, CP 5612 (Win 7 and higher), CP 5621, CP 5622 (Win 7 and higher), CP 5711

**SOFTNET-PB S7 V8.2**

For 32/64-bit: Windows 7 Professional/Ultimate;  
for 64-bit: Windows 2008 Server R2 English/German  
Single license for one installation

**6GK1704-5CW08-2AA0****Software Update Service**

For 1 year with automatic extension;  
requirement:  
current software version

**6GK1704-5CW00-3AL0****Upgrade**

- From Edition 2006 to SOFTNET-S7 Edition 2008 or V8.1
- From V6.0, V6.1, V6.2 or V6.3 to SOFTNET-S7 Edition 2008 or V8.1

**6GK1704-5CW00-3AE0****6GK1704-5CW00-3AE1**

4


Ordering data	Article No.	Accessories	Article No.
<p><b>SOFTNET-PB DP</b></p> <p>Software for DP protocol (master Class 1 and 2), incl. FDL protocol with OPC server and NCM PC; runtime software, software and electronic manual on CD-ROM, license key on USB flash drive; for CP 5611 A2, CP 5612 (Win 7 and higher), CP 5621, CP 5622 (Win 7 and higher), CP 5711</p> <p><b>SOFTNET-PB DP V8.2</b></p> <p>For 32/64-bit: Windows 7 Professional/Ultimate; for 64-bit: Windows 2008 Server R2 English/German Single license for one installation</p> <p><b>Software Update Service</b></p> <p>For 1 year with automatic extension; requirement: current software version</p> <p><b>Upgrade</b></p> <ul style="list-style-type: none"> <li>From Edition 2006 to SOFTNET-DP Edition 2008 or V8.1</li> <li>From V6.0, V6.1, V6.2 or V6.3 to SOFTNET-DP Edition 2008 or V8.1</li> </ul>	<p><b>6GK1704-5DW08-2AA0</b></p> <p><b>6GK1704-5DW00-3AL0</b></p> <p><b>6GK1704-5DW00-3AE0</b></p> <p><b>6GK1704-5DW00-3AE1</b></p>	<p><b>PROFIBUS FastConnect RS 485 bus connector Plug 180</b></p> <p>With 180° cable outlet, insulation displacement</p> <p><b>PROFIBUS FC Standard Cable GP</b></p> <p>Standard type with special design for quick assembly, 2-wire, shielded, sold by the meter; max. length 1000 m, minimum order 20 m</p> <p><b>PROFIBUS FastConnect Stripping Tool</b></p> <p>Preset stripping tool for fast stripping of PROFIBUS FastConnect bus cables</p> <p><b>PROFIBUS bus terminal 12M</b></p> <p>Bus terminal for connection of PROFIBUS stations up to 12 Mbps with connecting cable 1.5 m long</p>	<p><b>6GK1500-0FC10</b></p> <p><b>6XV1830-0EH10</b></p> <p><b>6GK1905-6AA00</b></p> <p><b>6GK1500-0AA10</b></p>
<p><b>SOFTNET-PB DP Slave</b></p> <p>Software for DP slave, with DP OPC server and NCM PC, single license for one installation, runtime software, software and electronic manual on CD-ROM, license key on USB flash drive, Class A; for CP 5611 A2, CP 5612 (Win 7 and higher), CP 5621, CP 5622 (Win 7 and higher), CP 5711</p> <p><b>SOFTNET-PB DP Slave V8.2</b></p> <p>For 32/64-bit: Windows 7 Professional/Ultimate; for 64-bit: Windows 2008 Server R2 English/German Single license for one installation</p> <p><b>Software Update Service</b></p> <p>For 1 year with automatic extension; requirement: current software version</p> <p><b>Upgrade</b></p> <ul style="list-style-type: none"> <li>From Edition 2006 to SOFTNET-DP Slave Edition 2008 or V8.1</li> <li>From V6.0, V6.1, V6.2 or V6.3 to SOFTNET-DP Slave Edition 2008 or V8.1</li> </ul>	<p><b>6GK1704-5SW08-2AA0</b></p> <p><b>6GK1704-5SW00-3AL0</b></p> <p><b>6GK1704-5SW00-3AE0</b></p> <p><b>6GK1704-5SW00-3AE1</b></p>	<p><u>Note:</u></p> <p>You can find order information for software for communication with PC systems under System connections – software overview</p>	

## PC-based Automation

Communication  
PROFIBUS

### CP 5622

#### Overview



DP-M	DP-S	FMS	OPC	PG/OP	S7/S5
●	●		●	●	●

- PCI Express card (PCIe x1) for connection of PCs and SIMATIC PG/PC to PROFIBUS at up to 12 Mbps and to the MPI interface of SIMATIC S7
- Communication services:
  - PROFIBUS DP master Class 1 incl. acyclic DP expansions with SOFTNET-PB DP software package
  - PROFIBUS DP master Class 2 incl. acyclic DP expansions with SOFTNET-PB DP software package
  - PROFIBUS DP slave with SOFTNET-PB DP slave software package
  - PG/OP communication with STEP 7
  - S7 communication with SOFTNET-PB S7 software package
  - Open communication (SEND/RECEIVE on basis of FDL interface) with SOFTNET-PB DP or SOFTNET-PB S7 software package
- Can be used with:
  - STEP 7, STEP 7-Micro/Win, SIMATIC PDM (for PG/OP communication)
  - SOFTNET-PB S7 (for S7 communication)
  - SOFTNET-PB DP, SOFTNET-PB DP slave (for DP)
- Corresponding OPC servers and configuration tools are included in the scope of supply of the respective communication software

#### Ordering data

#### Article No.

##### CP 5622 communications processor

PCI Express x1 card (32-bit) for connection of a PG or PC to PROFIBUS

6GK1562-2AA00

##### SOFTNET-PB S7

Software for S7 communication, incl. FDL protocol with OPC server and NCM PC, runtime software, software and electronic manual on CD-ROM, license key on USB flash drive, Class A; for CP 5512, CP 5611, CP 5611 A2, CP 5612 (Win 7 and higher), CP 5621, CP 5622 (Win 7 and higher), CP 5711

##### SOFTNET-PB S7 V8.2

For 32/64-bit: Windows 7 Professional/Ultimate; for 64-bit: Windows 2008 Server R2 English/German  
Single license for one installation

6GK1704-5CW08-2AA0

##### Software Update Service

For 1 year with automatic extension; requirement: current software version

6GK1704-5CW00-3AL0

##### Upgrade

- From Edition 2006 to SOFTNET-S7 Edition 2008 or V8.1
- From V6.0, V6.1, V6.2 or V6.3 to SOFTNET-S7 Edition 2008 or V8.1

6GK1704-5CW00-3AE0

6GK1704-5CW00-3AE1

4

Ordering data	Article No.	Ordering data	Article No.
<b>SOFTNET-PB DP</b> Software for DP protocol (master Class 1 and 2), incl. FDL protocol with OPC server and NCM PC; runtime software, software and electronic manual on CD-ROM, license key on USB flash drive; for CP 5611 A2, CP 5612 (Win 7 and higher), CP 5621, CP 5622 (Win 7 and higher), CP 5711 <b>SOFTNET-PB DP V8.2</b> For 32/64-bit: Windows 7 Professional/Ultimate; for 64-bit: Windows 2008 Server R2 English/German Single license for one installation	6GK1704-5DW08-2AA0	<b>Accessories</b> <b>PROFIBUS FastConnect bus connector RS 485 Plug 180</b> With 180° cable outlet, insulation displacement <b>PROFIBUS FC Standard Cable GP</b> Standard type with special design for quick assembly, 2-wire, shielded, sold by the meter; max. length 1000 m, minimum order 20 m <b>PROFIBUS FastConnect Stripping Tool</b> Preset stripping tool for fast stripping of PROFIBUS FastConnect bus cables <b>PROFIBUS bus terminal 12M</b> Bus terminal for connection of PROFIBUS stations up to 12 Mbps with connecting cable 1.5 m long	6GK1500-0FC10  6XV1830-0EH10  6GK1905-6AA00  6GK1500-0AA10
<b>Software Update Service</b> For 1 year with automatic extension; requirement: current software version	6GK1704-5DW00-3AL0		
<b>Upgrade</b> <ul style="list-style-type: none"> <li>From Edition 2006 to SOFTNET-DP Edition 2008 or V8.1</li> <li>From V6.0, V6.1, V6.2 or V6.3 to SOFTNET-DP Edition 2008 or V8.1</li> </ul>	6GK1704-5DW00-3AE0 6GK1704-5DW00-3AE1		
<b>SOFTNET-PB DP Slave</b> Software for DP slave, with DP OPC server and NCM PC, single license for one installation, runtime software, software and electronic manual on CD-ROM, license key on USB flash drive, Class A; for CP 5611 A2, CP 5612 (Win 7 and higher), CP 5621, CP 5622 (Win 7 and higher), CP 5711 <b>SOFTNET-PB DP Slave V8.2</b> For 32/64-bit: Windows 7 Professional/Ultimate; for 64-bit: Windows 2008 Server R2 English/German Single license for one installation	6GK1704-5SW08-2AA0		
<b>Software Update Service</b> For 1 year with automatic extension; requirement: current software version	6GK1704-5SW00-3AL0		
<b>Upgrade</b> <ul style="list-style-type: none"> <li>From Edition 2006 to SOFTNET-DP Slave Edition 2008 or V8.1</li> <li>From V6.0, V6.1, V6.2 or V6.3 to SOFTNET-DP Slave Edition 2008 or V8.1</li> </ul>	6GK1704-5SW00-3AE0 6GK1704-5SW00-3AE1		

**Note:**

You can find order information for software for communication with PC systems under System connections – software overview

## PC-based Automation

Communication  
PROFIBUS

CP 5711

### Overview



DP-M	DP-S	FMS	OPC	PG/OP	S7/S5
●	●		●	●	●

- USB adapter for the connection of PCs and SIMATIC PG/PC to PROFIBUS DP or MPI via USB V2.0
- Operation in extended temperature range of -20 °C to +60 °C
- Active PROFIBUS termination to supply the PROFIBUS network as end station of a segment
- Robust USB connection due to mechanical locking of the USB connector to the CP 5711 housing
- Communication services:
  - PROFIBUS DP master Class 1 and 2 according to IEC 61158/61784 with SOFTNET-PB DP software package
  - PROFIBUS DP slave with SOFTNET-PB DP slave software package
  - PG/OP communication with STEP 5 or STEP 7 software package
  - S7 communication with SOFTNET-PB S7 software package
  - Open communication (SEND/RECEIVE on basis of FDL interface) with SOFTNET-PB DP or SOFTNET-PB S7 software package
- PROFIBUS connection with up to 12 Mbps
- Can be used with:
  - STEP 7, STEP 7 Micro/WIN, WinCC/WinCC flexible, NCM PC, SIMATIC PDM (for PG/OP communication)
  - SOFTNET-PB S7 (for S7 communication)
  - SOFTNET-PB DP, SOFTNET-PB DP slave (for DP)
- The appropriate OPC servers and configuration tools are included in the scope of supply of the respective communication software

### Ordering data

### Article No.

#### CP 5711 communications processor

For connection of a programming device or notebook to PROFIBUS or MPI, under 32-bit in connection with PROFIBUS SOFTNET software or STEP 7; English/German  
USB V2.0 adapter

6GK1571-1AA00

#### Mounting rail support for CP 5711

Compartment for CP 5711 enclosure; fastened mechanically to 35 mm DIN rail

6GK1571-1AA00-0AH0

#### SOFTNET-PB S7

Software for S7 communication, incl. FDL protocol with OPC server and NCM PC, runtime software, software and electronic manual on CD-ROM, license key on USB flash drive, Class A; for CP 5611 A2, CP 5612 (Win 7 and higher), CP 5621, CP 5622 (Win 7 and higher), CP 5711

6GK1704-5CW08-2AA0

#### SOFTNET-PB S7 V8.2

For 32/64-bit: Windows 7 Professional/Ultimate; for 64-bit: Windows 2008 Server R2 English/German  
Single license for one installation

6GK1704-5CW71-3AA0

#### SOFTNET-S7 Edition 2008 (V7.1)

For 32-bit Windows XP Professional SP2/3; Windows 2003 Server R2, SP2; Windows Vista Business/Ultimate SP1; Windows 2008 Server; English/German  
Single license for one installation

6GK1704-5CW00-3AL0

#### Software Update Service

For 1 year with automatic extension; requirement: current software version

6GK1704-5CW00-3AE0

#### Upgrade

- From Edition 2006 to SOFTNET-S7 Edition 2008 or V8.1
- From V6.0, V6.1, V6.2 or V6.3 to SOFTNET-S7 Edition 2008 or V8.1

6GK1704-5CW00-3AE1

4

Ordering data	Article No.	Article No.
<b>SOFTNET-PB DP</b> Software for DP protocol (master Class 1 and 2), incl. FDL protocol with OPC server and NCM PC; runtime software, software and electronic manual on CD-ROM, license key on USB flash drive; for CP 5611 A2, CP 5612 (Win 7 and higher), CP 5621, CP 5622 (Win 7 and higher), CP 5711 <b>SOFTNET-PB DP V8.2</b> for 32/64-bit: Windows 7 Professional/Ultimate; for 64-bit: Windows 2008 Server R2 English/German Single license for one installation	6GK1704-5DW08-2AA0	<b>Accessories</b> <b>PROFIBUS FastConnect bus connector RS 485 Plug 180</b> 6GK1500-0FC10 With 180° cable outlet, insulation displacement <b>PROFIBUS FC Standard Cable GP</b> 6XV1830-0EH10 Standard type with special design for quick assembly, 2-wire, shielded, sold by the meter; max. length 1000 m, minimum order 20 m <b>PROFIBUS FastConnect Stripping Tool</b> 6GK1905-6AA00 Preset stripping tool for fast stripping of PROFIBUS FastConnect bus cables <b>PROFIBUS bus terminal 12M</b> 6GK1500-0AA10 Bus terminal for connection of PROFIBUS stations up to 12 Mbps with connecting cable 1.5 m long <b>Mounting rail support</b> 6GK1571-1AA00-0AH0 Compartment for CP 5711 enclosure; fastened mechanically to 35 mm DIN rail
<b>SOFTNET-DP Edition 2008 (V7.1)</b> For Windows XP Professional SP2/3; Windows 2003 Server R2, SP2; Windows Vista Business/Ultimate SP1; Windows 2008 Server; English/German Single license for one installation	6GK1704-5DW71-3AA0	
<b>Software Update Service</b> For 1 year with automatic extension; requirement: current software version	6GK1704-5DW00-3AL0	
<b>Upgrade</b> <ul style="list-style-type: none"> <li>From Edition 2006 to SOFTNET-DP Edition 2008 or V8.1</li> <li>From V6.0, V6.1, V6.2 or V6.3 to SOFTNET-DP Edition 2008 or V8.1</li> </ul>	6GK1704-5DW00-3AE0 6GK1704-5DW00-3AE1	
<b>SOFTNET-PB DP Slave</b> Software for DP slave, with DP OPC server and NCM PC, single license for one installation, runtime software, software and electronic manual on CD-ROM, license key on USB flash drive, Class A; for CP 5611 A2, CP 5612 (Win 7 and higher), CP 5621, CP 5622 (Win 7 and higher), CP 5711 <b>SOFTNET-PB DP Slave V8.2</b> For 32/64-bit: Windows 7 Professional/Ultimate; for 64-bit: Windows 2008 Server R2 English/German Single license for one installation	6GK1704-5SW08-2AA0	
<b>SOFTNET-DP Slave Edition 2008 (V7.1)</b> For 32-bit Windows XP Professional SP2/3; Windows 2003 Server R2, SP2; Windows Vista Business/Ultimate SP1; Windows 2008 Server; English/German Single license for one installation	6GK1704-5SW71-3AA0	
<b>Software Update Service</b> For 1 year with automatic extension; requirement: current software version	6GK1704-5SW00-3AL0	
<b>Upgrade</b> <ul style="list-style-type: none"> <li>From Edition 2006 to SOFTNET-DP Slave Edition 2008 or V8.1</li> <li>From V6.0, V6.1, V6.2 or V6.3 to SOFTNET-DP Slave Edition 2008 or V8.1</li> </ul>	6GK1704-5SW00-3AE0 6GK1704-5SW00-3AE1	

**Note:**

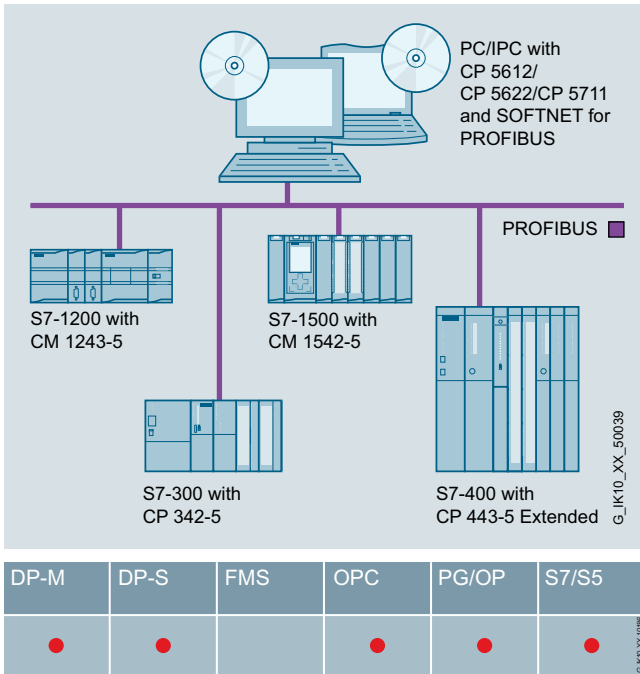
You can find order information for software for communication with PC systems under System connections – software overview

# PC-based Automation

Communication  
PROFIBUS

## SOFTNET for PROFIBUS

### Overview



- Software for connecting PCs/programming devices and notebooks to automation systems
- Communication services:
  - PROFIBUS DP master Class 1 and 2 with acyclic expansions
  - PROFIBUS DP slave
  - PG/OP communication
  - S7 communication
  - Open communication (SEND/RECEIVE) based on the FDL interface
- The appropriate OPC servers and configuration tools are included in the scope of supply of the respective communications software

### Ordering data

### Article No.

#### SOFTNET-PB S7

Software for S7 communication, incl. FDL protocol with OPC server and configuration tool, runtime software, software and electronic manual on DVD-ROM, license key on USB flash drive, Class A; for CP 5612 (Win 7 and higher), CP 5622 (Win 7 and higher), CP 5711

#### SOFTNET-PB S7 V14

For 32/64-bit: Windows 7 SP1 Professional/Ultimate  
For 64-bit: Windows 8.1 Pro for Windows 10  
For 64-bit: Windows Server 2008 R2 SP1;  
For 64-bit: Windows Server 2012 R2 English/German  
Single license for one installation

6GK1704-5CW14-0AA0

#### Software Update Service

For 1 year, with automatic extension; requirement: current software version

6GK1704-5CW00-3AL0

#### Upgrade

- From Edition 2006 to SOFTNET-S7 Edition 2008 or V14
- From V6.0, V6.1, V6.2 or V6.3 to SOFTNET-S7 Edition 2008 or V14

6GK1704-5CW00-3AE0

6GK1704-5CW00-3AE1

#### SOFTNET-PB DP

Software for DP protocol (master Class 1 and 2), incl. FDL protocol with OPC server and configuration tool; runtime software, software and electronic manual on DVD-ROM, license key on USB flash drive; for CP 5612 (Win 7 and higher), CP 5622 (Win 7 and higher), CP 5711

#### SOFTNET-PB DP V14

For 32/64-bit: Windows 7 SP1 Professional/Ultimate  
For 64-bit: Windows 8.1 Pro for Windows 10  
For 64-bit: Windows Server 2008 R2 SP1;  
For 64-bit: Windows Server 2012 R2 English/German  
Single license for one installation

6GK1704-5DW14-0AA0

#### Software Update Service

For 1 year, with automatic extension; requirement: current software version

6GK1704-5DW00-3AL0

#### Upgrade

- From Edition 2006 to SOFTNET-DP Edition 2008 or V14
- From V6.0, V6.1, V6.2 or V6.3 to SOFTNET-DP Edition 2008 or V14

6GK1704-5DW00-3AE0

6GK1704-5DW00-3AE1

Ordering data	Article No.
<b>SOFTNET-PB DP-Slave</b> Software for DP slave, with OPC server and configuration tool, single license for one installation, runtime software, software and electronic manual on DVD-ROM, license key on USB flash drive, Class A; for CP 5612 (Win 7 and higher), CP 5622 (Win 7 and higher), CP 5711	
<b>SOFTNET-PB DP Slave V14</b> For 32/64-bit: Windows 7 SP1 Professional/Ultimate For 64-bit: Windows 8.1 Pro for Windows 10 For 64-bit: Windows Server 2008 R2 SP1; For 64-bit: Windows Server 2012 R2 English/German Single license for one installation	<b>6GK1704-5SW14-0AA0</b>
<b>Software Update Service</b> For 1 year, with automatic extension; requirement: current software version	<b>6GK1704-5SW00-3AL0</b>
<b>Upgrade</b> <ul style="list-style-type: none"> <li>• From Edition 2006 to SOFTNET-DP Slave Edition 2008 or V14</li> <li>• From V6.0, V6.1, V6.2 or V6.3 to SOFTNET-DP Slave Edition 2008 or V14</li> </ul>	<b>6GK1704-5SW00-3AE0</b> <b>6GK1704-5SW00-3AE1</b>

**Note:**

The Windows XP software version is still available for older CPs; see the Industry Mall:

<http://www.siemens.com/industrymall>



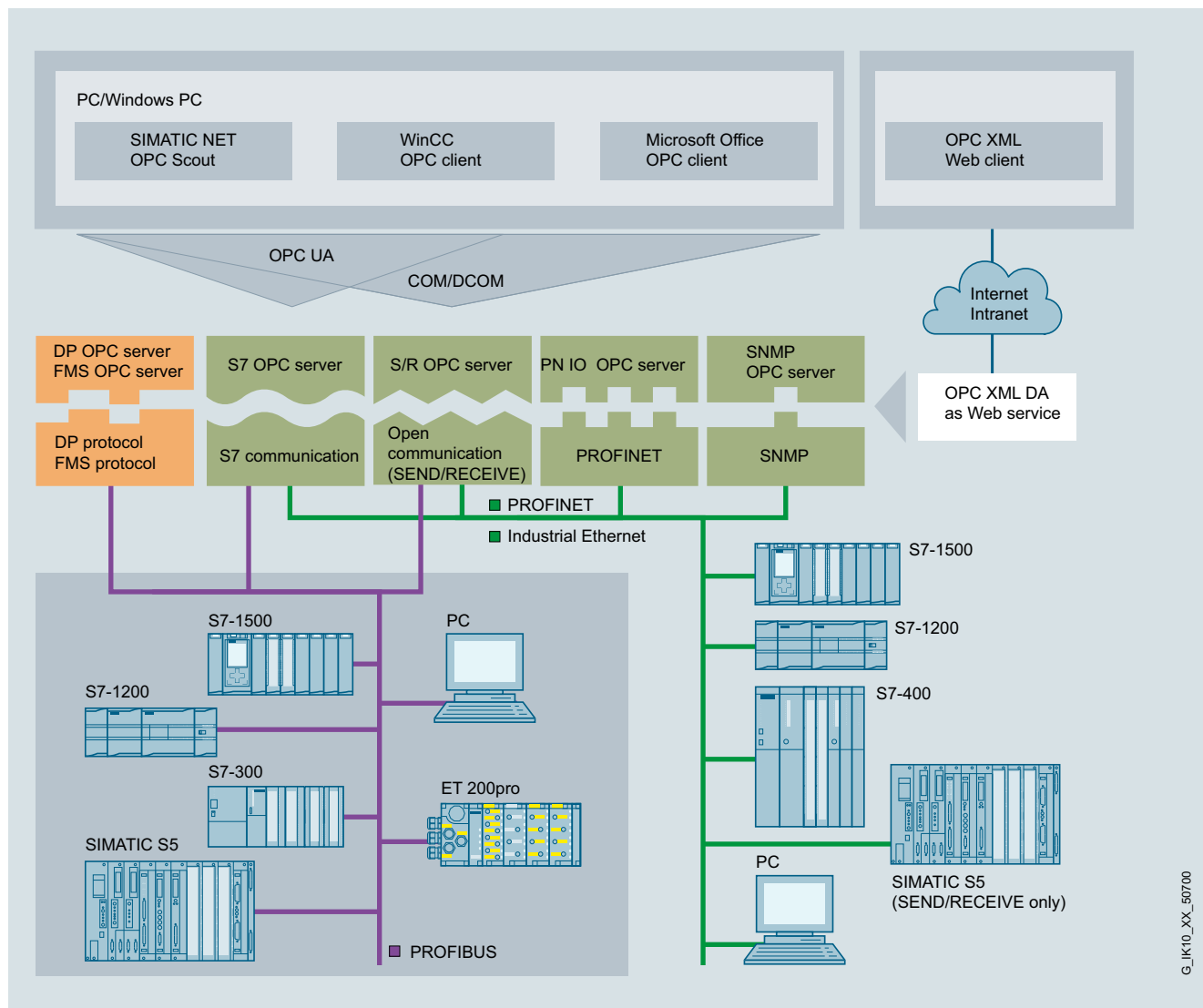
## PC-based Automation

Communication  
PROFIBUS

### OPC server for PROFIBUS

#### Overview

- Standardized, open multi-vendor interface
- Interfacing of OPC-capable Windows applications to DP, FMS, S7 communication and open communication (SEND/RECEIVE) based on the FDL interface
- OPC Scout with browser functionality as an OPC client and OCX-Data-Control/.NET Data Control for simple OPC client creation
- The relevant OPC servers are supplied with each communication software package



System integration with OPC server

### Overview

OPC (**O**penness, **P**roductivity & **C**ollaboration) is a standardized, open, and vendor-independent interface that is widely used in automation. OPC UA (**U**nified **A**rchitecture) is the result of consistent further development of this standard, offering additional functions such as security or redundancy.

S7 OPC Redundancy is a software product compliant with the OPC UA standard that enables redundant configuration of OPC UA servers for SIMATIC S7.

The availability of automation data to operator control and monitoring systems is ensured thanks to the redundant use of OPC UA servers. This requires neither additional cabling for synchronizing the redundant OPC UA servers, nor additional programming effort on the PC. The OPC UA servers are synchronized via high-performance Industrial Ethernet network accesses at 10/100 and 1000 Mbps. S7 OPC Redundancy represents an integrated customer solution for all SIMATIC NET S7 SOFTNET and HARDNET software products in the automation world.

### Ordering data

#### *S7 OPC Redundancy*

Software for redundant OPC servers, runtime software, software and electronic manual on CD-ROM, license key on USB flash drive, Class A

#### **S7 OPC Redundancy V13 for PROFIBUS**

for 64-bit Windows Server 2008 R2;  
 English/German  
 Single license for one installation

### Article No.

**6GK1706-5CW13-0AA0**

**PC-based Automation**Communication  
PROFIBUS**PC adapter USB A2****Overview**

DP-M	DP-S	FMS	PG/OP	S7/S5	
			●		

**Ordering data****PC adapter USB A2**

For connecting a PG/PC or notebook to PROFIBUS or MPI;  
USB cable included  
in scope of supply

**Article No.****6GK1571-0BA00-0AA0****4**

USB adapter for the connection of PCs/notebooks and SIMATIC PG/PC to the SIMATIC S7 automation system via USB interface.

- For connection to USB 1.1, 2.0 and 3.0 interfaces
- Power supply from the USB interface
- PROFIBUS connection with up to 12 Mbps
- Support for routing
- Automatic transmission rate and profile search
- Can be used as of Windows XP SP2
- As of Windows 7, can also be used with 64-bit systems
- Scope of supply:
  - PC adapter USB A2
  - CD with drivers for the PC adapter USB A2
  - USB cable
  - MPI cable 0.3 m

## Customized Automation









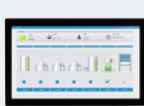





<b>5/2</b>	<b>Introduction</b>
<b>5/4</b>	<b>Customized hardware</b>
<b>5/5</b>	<b>Customized software</b>
5/5	SIMATIC Modbus/TCP
<b>5/9</b>	<b>Examples of sector products</b>
5/10	<u>Renewable energy</u>
5/11	Solar plants
5/12	Wind farms
5/13	<u>Automotive industry</u>
5/13	Electrified Monorail System (EMS)
5/13	EMS400S
5/14	SIMATIC EMS451S
5/15	SIMATIC EMS400S PSB-C module
5/16	SIMATIC EMS400S PSB-S module
5/17	SIMATIC EMS400S IR-DU
5/18	SIMATIC HMI IRD400
5/19	SIMATIC EMS400S IR-RC
5/20	SIMATIC EMS400S DU
5/21	<u>General Mechanical Engineering</u>
5/21	Front Panel 15" Touch and Key for Panel PCs, resistant to honing oil
5/22	Flat Panels, 10.4" for Panel PCs
5/23	<u>Food and beverages industry/ pharmaceuticals</u>
5/26	Panels and Panel PCs with stainless steel front
5/28	HMI Panels as rear-mounted devices
5/30	Flat Panels with stainless steel front
5/32	HMI stainless steel operator stations

# Customized Automation




## Introduction

### Overview

Customized Automation					
INOX HMI / Panel PC	Monorail system	I/O	Software	Mobile Panel	Controller
					
Operating systems	IPC	HMI	Extension units	Integrated solutions	And much more
					

G\_ST80\_XX\_00236

Customized Automation – Hardware

Customized hardware	Customized software	Customized service, support and logistics
		
Customized standard products		

G\_ST80\_XX\_03237

Customized Automation – Overview

With Siemens Customized Automation, Siemens provides customized products based on the Siemens automation portfolio.

We modify our proven, successful standard products to satisfy your requirements: from slight design modifications up to OEM hardware and software systems.

This change portfolio ranges from individual design modifications, software filling of customer images, special tests and certifications, to changes in the service, support and logistics.

## Benefits

### **Time savings**

- You can use our comprehensive customization expertise and our long years of experience with the Siemens components
- You do not have to build up any additional know-how, leaving you to concentrate completely on your own core competence
- Close cooperation with our expert team to implement all our requests and changes quickly to produce a tailor-made solution

### **Increase in profitability**

- You invest your money and resources selectively in your core competence
- You implement reliable material requirements and logistics planning, tailored to your needs, thanks to our logistics services
- You have maximum investment security thanks to highest quality, long-term availability and continuity with SIMATIC, SIMATIC IPC and SIMATIC HMI

### **Increase in competitive edge for the machine**

- Components perfectly matched to the expected application environment, including detection of and protection against unwanted modifications to software and hardware
- You receive customized products with Siemens Customized Automation that fit outstandingly well into the "Totally Integrated Automation" (TIA) concept
- You can draw attention not only to your exceptional technology but also to the individual design of your machine, by printing a logo on the front of the enclosure, for example.

### **Customized hardware**

Customized products are modified SIMATIC HMI standard products. According to the necessary degree of modification of the hardware, these types of product are separately identified as:

- Design products
- OEM products
- Turnkey products

Customer-specific product modifications are available in all performance classes, starting with Push Button Panels or Key Panels, Basic Panels, Comfort Panels, Industrial Flat Panels and Extension Units up to Rack/Box/Panel PCs.

### **Customized software**

In the case of customer-specific products, the software can also be individually installed. This includes the generation of operating systems and also the integration and installation of driver software and images – for complete, turnkey systems. A software change can also be implemented to increase system protection against theft of know-how and service piracy.

Customized software products:

- Remote Operate Software for implementation of multi-user systems with HMI IPC and clients on the basis of MP 377 and HMI IPC477
- Open Modbus for SIMATIC systems provides the capability of connecting systems from various manufacturers to SIMATIC automation systems

### **Customized service, support and logistics**

Special additional services for proven Siemens products can be implemented with Siemens Customized Automation. These include new certifications and approvals, such as for marine or country-specific releases. Individual project planning, repair concepts and delivery agreements can also be made for each product. Customized Automation also offers the option of a design freeze or extended availability for individual products.

### **Customized products from various industries**

SIMATIC HMI products are provided with additional features in order to facilitate optimum use in specific sectors of industry. Stainless steel front panels for the food, beverages and tobacco industry are one such example. With the exception of their front panels, the devices are identical to standard products in respect of function and technology.

We offer products for the following industries:

- Renewable energy
- Automotive – HMI for factory automation
- General mechanical engineering
- Food and beverages industry/pharmaceuticals
- Oil & gas/chemicals and shipbuilding/marine
- Woodworking industry

Customized products for various industries are developed and produced in conjunction with a customized product agreement.

Additional information is available on the Internet at:

<http://www.siemens.com/customized-automation>

## Customized Automation

### Customized hardware

#### Introduction

#### Overview

##### **Customized products are standard Siemens automation products which have been modified**

A distinction is made according to the degree of hardware modification:

- Design products
- OEM products
- Integrated solutions

More information can be found on the Internet at:

<http://www.siemens.com/customized-automation>

##### **Customized hardware**

###### Design products

Customized design means modifying the design and visual impact of Siemens products for seamless adaptation into the customer's individual machine and plant design and special operator philosophy.

The modification options are:

- Changing the company logo and the device type designation
- Changing the keyboard color scheme, the key labeling, or the key symbols
- Changing the enclosure color (front frame)

Design products are fully compatible with the standard products in technology and functionality, and can thus be fully integrated into the Totally Integrated Automation environment.

Identical technology enables, for example, replacement using standard devices in the event of a fault in case the machine or plant supplier does not currently have a customized product in the spare parts warehouse.

###### OEM products

Product modifications for OEM (Original Equipment Manufacturer) customers are suitable for individual, industrial automation solutions that cannot be fulfilled with the help of standard products, or can only be handled with design-modified panels.

OEM products are individual solutions based on standard Siemens components. They are specified, offered, developed and supplied individually in consultation with the customer.

As in a system of building blocks, the standard components, customized components and additionally required software/function extensions are combined to create an OEM device.

###### Integrated solutions

The customized integrated solutions house the automation system, together with HMI and operator controls, in a single enclosure. The system is developed and manufactured according to customer requirements in the usual Siemens quality.

The product is then a ready to start device that can be installed directly in a machine.

### Overview

#### Customized software

In the case of customer-specific products, the software can also be individually installed. This includes the generation of operating systems and also the integration and installation of driver software and images – for complete, turnkey systems.

The customized software suite comprises:

- Generation of operating systems
  - For Windows XP embedded, Windows 7, Windows 10, for example
  - For customized LINUX installation
- Integration and installation of driver software and pre-installed images
  - For additional cards, controllers, or memory media, for example
  - For complete turnkey systems

In addition, customized software products based on our experience in industrial automation offer an opportunity to set up multi-user systems and industrial remote operation systems as well as the possibility of integrating SIMATIC S7 into building automation.

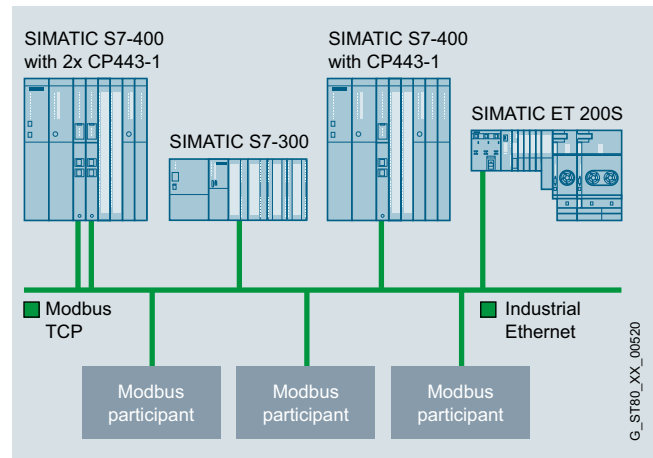
#### Remote Operate Software

The HMI Remote Operate Software is an industrial remote control system based on Ethernet.

The software (server) enables the creation of a multi-user system with HMI IPC. Up to 6 operator stations (slaves) based on clients with Comfort Panel Clients and HMI IPCs.

The clients can also be assigned to multiple servers.

### Overview Modbus/TCP



- Software for communication between SIMATIC S7 and devices that support the Modbus/TCP protocol
- Expansion or upgrade of existing plants with SIMATIC automation systems
- Connection of controllers and systems from different manufacturers

#### Benefits

- Easy coupling of systems from different manufacturers with SIMATIC automation systems over Industrial Ethernet
- No specialized Modbus know-how required
- Engineering with the standard SIMATIC STEP 7 tool or TIA Portal
- Fast configuration with the help of a wizard or editor

#### Application

Modbus is a protocol that is widely used internationally, open to all users and supported by many manufacturers. Modbus/TCP was developed from it for use in modern networks. This protocol is now an open Internet draft standard that was introduced by IETF (Internet Engineering Task Force), the organization for Internet standardization.

This openness means that every manufacturer and user is able to use this protocol – a possibility that many leading manufacturers have already availed of.

The increasing expansion of Ethernet communication into industrial areas as well as the office environment has extended the use of Modbus/TCP in every sector. Heterogeneous system landscapes are the typical areas of use.



## Customized Automation

### Customized software

#### SIMATIC Modbus/TCP

##### Design

Communication with the Modbus/TCP stations is performed via a communications processor (CP) or via the integrated PN interface of the SIMATIC S7 CPU.

A SIMATIC S7 Controller can communicate with more than one Modbus/TCP station simultaneously, depending on the number of connection resources of the S7 CPU.

SIMATIC Modbus/TCP CP and CP Redundant support the following SIMATIC S7 CPUs:

- S7 300
  - CP 343-1
- S7 400
  - CP 443-1

Use is possible only on CPs that support the function AG\_CNTRL.

SIMATIC Modbus/TCP PN CPU, SIMATIC Modbus/TCP PN Red and SIMATIC Modbus/TCP SENTRON PAC support the following CPUs of the SIMATIC S7:

- ET 200
  - IM 151-8 PN/DP CPU
  - IM 154-8 PN/DP CPU
- S7 300/400
  - CPU 314C-2 PN/DP
  - CPU 315-2 PN/DP
  - CPU 317-2 PN/DP
  - CPU 319-3 PN/DP
  - CPU 412-2 PN
  - CPU 414-3 PN/DP
  - CPU 416-3 PN/DP
- S7-400 H (SIMATIC Modbus/TCP PN CPU and SIMATIC Modbus/TCP PN Red only)
  - CPU 412-5H
  - CPU 414-5H
  - CPU 416-5H
  - CPU 417-5H
  - CPU 410-5H
- Soft PLC (SIMATIC Modbus/TCP PN CPU only)
  - SIMATIC WinAC RTX
- SENTRON PAC (for SIMATIC Modbus/TCP SENTRON PAC)
  - PAC 3200, as of FW V2.2.1
  - PAC 4200, as of FW V1.5.1
- SIMATIC Modbus/TCP Red S7-1200/1500 supports the following CPUs
  - S7-1200, as of FW V4.2
  - S7-1500, as of FW V2.5

The Modbus/TCP products have been released for standard CPUs, for F-CPU, and for (PN)-(H) CPUs.

##### Mode of operation

The Modbus block functions according to the client/server principle. The client is the active station and the server is the passive station in the communication process.

Data is exchanged between the communication partners by means of various different function codes. The S7 can be operated as a client as well as a server during transmission.

A distinction is made between client and server functionality during cyclic operation:

- If the S7 is operating as a client, when a task is activated, a Modbus message frame is generated from the specified current parameters and sent to the coupling partner over the TCP/IP connection. After the response has been received and the data has been checked and found to be consistent, the required actions, such as reading or writing data, will be performed. Any errors that occur during evaluation or processing are indicated on the Modbus block.
- If the S7 is operating as a server, the block waits for a request from the client. If a frame is received from a client, it is checked and evaluated. After the frame has been checked, the response is generated and the required actions, such as reading or writing data, will be performed. A processed request or any errors that have occurred during evaluation are indicated on the Modbus block.

**Technical specifications**

	6AV6676-6MB00-6AX0 6AV6676-6MB00-6AD0 2XV9450-1MB00	6AV6676-6MB10-0AX0 6AV6676-6MB10-0AD0	6AV6676-6MB20-3AX0 6AV6676-6MB20-3AD0 2XV9450-1MB02	6AV6676-6MB30-4AX0 6AV6676-6MB30-4AD0 6AV6676-6MB30-3AX0 6AV6676-6MB30-3AD0	6AV6676-6MB40-0AX0 6AV6676-6MB40-0AD0
<b>Client/server functionality</b>	• / •	• / •	• / •	• / •	• / •
<b>Function codes</b>	1, 2, 3, 4, 5, 6, 15 and 16	1, 2, 3, 4, 5, 6, 15 and 16	1, 2, 3, 4, 5, 6, 15 and 16	1, 2, 3, 4, 5, 6, 15 and 16	1, 2, 3, 4, 5, 6, 8, 11, 15, 16, (23)
<b>Multiport</b>	•	•	•	•	•
<b>Modbus address range</b>	0 - 65535	0 - 65535	0 - 65535	0 - 65535	0 - 65535
<b>Data volume</b>					
<b>Read register</b>	125	125	125	125	125
<b>Write register</b>	123	123	123	123	123
<b>Read bits</b>	2000	2000	2000	2000	2000
<b>Write bits</b>	1968	1968	1968	1968	1968
<b>Capable of multi-instance</b>	•	•	•	•	•
<b>Max. number of parallel block calls</b>	<ul style="list-style-type: none"> <li>• CPU-dependent</li> <li>• Client: No limit to the number of block calls; maximum number of simultaneously active blocks limited by the CPU (AG_SEND/AG_RECV)</li> <li>• Server: limited by the max. number of AG_SEND/AG_RECV calls of the CPU</li> </ul>	<ul style="list-style-type: none"> <li>• Unlimited number of block calls</li> <li>• Number of simultaneously established connections is dependent on the CPU</li> </ul>	<ul style="list-style-type: none"> <li>• Unlimited number of block calls</li> <li>• Number of simultaneously established connections is dependent on the CPU</li> </ul>	<ul style="list-style-type: none"> <li>• CPU-dependent</li> <li>• Client: No limit to the number of block calls; maximum number of simultaneously active blocks limited by the CPU (AG_SEND/AG_RECV)</li> <li>• Server: limited by the max. number of AG_SEND/AG_RECV calls of the CPU</li> </ul>	<ul style="list-style-type: none"> <li>• Unlimited number of block calls</li> <li>• Number of simultaneously established connections is dependent on the CPU</li> </ul>
<b>Connection configuration</b>	Static connections over NetPro	Dynamic connections over TCON and TDISCON	Dynamic connections over TCON and TDISCON	Static connections over NetPro	Dynamic connections over TCON and TDISCON
<b>Communication</b>	AG_(L)SEND/ AG_(L)RECV	TSEND/ TRCV	TSEND/ TRCV	AG_(L)SEND/ AG_(L)RECV	TSEND/ TRCV
<b>Work memory requirement FB (Client/Server) IDB</b>	16 KB approx. 1 KB	17 KB approx. 1 KB	19 KB approx. 1 KB	20 KB approx. 1 KB	11 KB approx. 6 KB
<b>Can be used in CFC/PCS 7</b>	•	•	•	•	
<b>Use with older CPs that do not support the AG_CNTRL</b>	No	-	-	No	-
<b>Multiplexing of TCP connections</b>	CP-dependent	-	-	CP-dependent	-
<b>Redundancy functions</b>	-	Single-sided or double-sided redundancy is possible	-	Single-sided or double-sided redundancy is possible	Single-sided or double-sided redundancy is possible
<b>Bit memories/timers can be used</b>	No	No	No	No	No
<b>Programming languages</b>	LAD FBD STL SCL GRAPH CFC	LAD FBD STL SCL GRAPH CFC	LAD FBD STL SCL GRAPH CFC	LAD FBD STL SCL GRAPH CFC	FBD STL SCL GRAPH

## Customized Automation

Customized software

### SIMATIC Modbus/TCP

#### Technical specifications (continued)

	<b>6AV6676-6MA30-0AX0</b> <b>6AV6676-6MA30-1AX0</b> <b>6AV6676-6MA30-2AX0</b>
<b>Client functionality</b>	Yes
<b>Functions</b>	<ul style="list-style-type: none"> <li>• Reading of basic type 3 values and the energy counter</li> <li>• Reset of operating hours counter, maximum and minimum values and energy counter</li> </ul>
<b>Multi-instance capability</b>	
Max. number of parallel block calls	<ul style="list-style-type: none"> <li>• Number of block calls unlimited</li> <li>• Number of simultaneously established connections is dependent on the CPU</li> </ul>
<b>Configuring connections</b>	Dynamic connections over TCON and TDISCON
<b>Communication</b>	TSEND / TRCV
<b>Work memory requirement (block dependent)</b>	<ul style="list-style-type: none"> <li>• FB 31 ... 36 KB</li> <li>• IDB 7 ... 29 KB</li> </ul>
<b>Can be used in CFC / PCS 7</b>	Yes
<b>Multiplexing of TCP connections</b>	CP-dependent
<b>Redundancy functions</b>	No
<b>Use of bit memories / timers</b>	No

#### Ordering data

#### Article No.

##### Modbus/TCP PN RED

Redundant Modbus communication via the integrated PN interface; for S7-400 PN (H) systems; single license

- On CD-ROM
- Online software delivery variant

**6AV6676-6MB10-0AX0**  
**6AV6676-6MB10-0AD0**

##### Modbus/TCP CP RED

Single license, redundant MODBUS communication via a communications processor (CP) on the S7-400 (H) CPU or the S7-300 CPU, valid for 1 H CPU pair or 1 single CPU

- On CD-ROM
- Online software delivery variant

**6AV6676-6MB30-4AX0**  
**6AV6676-6MB30-4AD0**

Single license, redundant MODBUS communication via a communications processor (CP) on the S7-400 (H) CPU or the S7-300 CPU, for S7-400 CPU FW < V6.0 and S7-300 CPU FW < V3.2, valid for 1 H CPU pair or 1 single CPU

- On CD-ROM
- Online software delivery variant

**6AV6676-6MB30-3AX0**  
**6AV6676-6MB30-3AD0**

##### Modbus/TCP 20 SENTRON PAC

For PN CPU; for connecting 20 SENTRON PAC devices; single license, on CD-ROM

**6AV6676-6MA30-0AX0**

##### Modbus/TCP 100 SENTRON PAC

For PN CPU; for connecting 100 SENTRON PAC devices; single license, on CD-ROM

**6AV6676-6MA30-1AX0**

##### Modbus/TCP 512 SENTRON PAC

For PN CPU; for connecting 512 SENTRON PAC devices; single license, on CD-ROM

**6AV6676-6MA30-2AX0**

##### Modbus/TCP CP

Single license, MODBUS communication via a communications processor (CP) on the S7-400 CPU or the S7-300 CPU, valid for 1 CPU

- On CD-ROM
- Online software delivery variant
- For S7-400 CPU FW < V6.0 and S7-300 CPU FW < V3.2, valid for 1 CPU

**6AV6676-6MB00-6AX0**  
**6AV6676-6MB00-6AD0**  
**2XV9450-1MB00**

##### Modbus/TCP PN CPU

Single license, MODBUS communication via the integrated PN interface of the S7-400 PN-CPU and S7-300 PN CPU, valid for 1 single PN-CPU

- On CD-ROM
- Online software delivery variant
- For S7-400 CPU FW < V6.0 and S7-300 CPU FW < V3.2, valid for 1 PN CPU

**6AV6676-6MB20-3AX0**  
**6AV6676-6MB20-3AD0**  
**2XV9450-1MB02**

##### Modbus/TCP Red

**S7-1200/S7-1500**  
Single license, redundant MODBUS communication via the integrated PN interface of the S7-1200 CPU and S7-1500 CPU as well as a CM in an S7-1500 CPU, valid for 1 CPU

- On CD-ROM
- Online software delivery variant

**6AV6676-6MB40-0AX0**  
**6AV6676-6MB40-0AD0**

### Overview



SIMATIC HMI products are provided with additional features in order to facilitate optimum use in specific sectors of industry. Stainless steel front panels for the food, beverages and tobacco industry are one such example.

With the exception of their front panels, the devices are identical to standard products in respect of function and technology.

We offer products for the following industries:

- Renewable energy
- Automotive – HMI for factory automation
- General mechanical engineering
- Food and beverages, pharmaceuticals
- Oil & gas, chemicals and shipbuilding/marine
- Woodworking industry

Customized products for various industries are developed and produced in association with a customized product agreement.

Examples:

- Area of application **renewable energy**:
  - SIMATIC Rack PC with flexible expansion
  - SIMATIC Box PC: 627/427 with QNX
- Area of application **automotive**:
  - HMI operator stations
  - Extension Units (operator controls)
  - Front panel for Panel PC, 15" with arrow keys on the side
  - Mobile Panel 277 10" Remote Operate
- Area of application **general mechanical engineering**:
  - Front panel 15" Touch and Key for Panel PCs, resistant to honing oil
  - Flat Panels 10.4" for Panel PCs – Flat Panel SCD1900 portrait format
- Areas of application **food and beverages** and **pharmaceuticals**:
  - Panels and Panel PCs with stainless steel fronts
  - HMI Panels as rear-mounted devices
  - Flat Panels with stainless steel fronts
  - HMI stainless steel operator stations
- Areas of application **oil & gas, chemicals** and **shipbuilding**:
  - MP 377 15" Touch daylight readable

## Customized Automation

Examples of sector products

Renewable energy

### Solar plants

#### Overview

SIMATIC HMI products are provided with additional features in order to facilitate use in specific sectors.

#### **Solar plants**

Photovoltaic plants are subject to hardly any mechanical stress and therefore require little maintenance. This also requires reliable and low-maintenance devices in the automation system.

With the wide operating temperature range at a high computing power, with their various mounting styles, as well as options for diagnostics and data backup, SIMATIC Panels and IPCs meet these requirements.

#### **Wind farms**

Wind farms can be used in all climatic zones and also in poorly accessible areas, e.g. offshore.

The requirements regarding the control systems are accordingly diverse, and complete freedom from maintenance of the devices is required. The industrial PCs of the 427 series can meet these requirements. Versions of the Microbox treated by special paint processes can also be used in salt-laden air.

#### Overview Solar plants



Compared to other power plants, photovoltaic plants are subject to hardly any mechanical stress and therefore require little maintenance. The same also applies for solar and solar-thermal systems. This also reduces the maintenance overhead on the devices.

The SIMATIC Industrial PCs and Panels meet these requirements through the targeted selection of high-quality components and special production processes.

## Benefits



SIMATIC Box PC family with mounting bracket for front mounting in portrait format

- Long service life
- Extra long spare parts availability
- Adapted computing power
- High system availability
- Individually adaptable

## Application

All SIMATIC Panels and IPCs are developed for especially demanding environments and also for long service life. Spare parts availability for many years secures use in sound solar and photovoltaic plants.

- Rugged:
  - Ambient temperatures of 0 °C to +55 °C offer high flexibility in the choice of installation location. Use of a TEK is recommended for increasing the temperature range (see Chapter: Temperature Extension Kit).
- Innovative and flexible:
  - We meet the ever-increasing demand for more computing power by using the current generation of processors from Intel®. Based on the current chipsets, devices are available with CeleronM, Core2Solo, Core2Duo and Core2Quad. This makes power-saving applications (e.g. simple data acquisition) just as possible as power-hungry applications (such as the software PLC in real-time WinAC RTX) and server systems.
  - The SIMATIC IPCs fit into any control cabinet. Different mounting methods enable a host of installation variants.

Optimized equipping of the panels and IPCs for more system availability is one of the simplest options for increasing productivity by means of reducing standstill times. Electromechanical components often cause malfunctions in PCs.

Since hard disks and fans in the industrial PC usually operate continuously, they are subject to an especially high rate of wear and tear. Software options for diagnostics and data backup, such as SIMATIC IPC DiagMonitor or SIMATIC IPC Image Creator, are particularly effective here, in addition to the use of high-quality industrial grade components.



## Customized Automation

Examples of sector products  
Renewable energy

### Wind farms

#### Overview



#### Wind farms

Wind farms can be used to produce electrical power in all climatic zones, at sea, and in all types of terrain. The requirements regarding the control systems for wind turbines and wind parks are as diverse as the installation locations.

These locations are increasingly difficult to reach. This means the equipment must be completely maintenance-free. The Industrial PCs of the 427 series can meet these requirements. By selecting high-quality components and special production procedures, all the SIMATIC IPCs and Panels can be used for several years without requiring servicing.

#### Benefits



SIMATIC IPC427C with expansion frame

- Suitable for special temperature requirements
- Maintenance-free for offshore use
- Can handle high mechanical load
- High system availability
- Individually adaptable

#### Application

All SIMATIC Panels and IPCs are developed for especially demanding environments. The devices are optimally equipped to deal with vibration in wind turbines: rugged enclosures, special hard disk brackets, and interlocks are just a few examples of standard features on SIMATIC devices.

- Rugged:
  - The SIMATIC IPCs fit into any control cabinet. Different mounting methods enable a host of installation variants. Ambient temperatures of 0 °C to +55 °C are supported on the IPC427C, with much higher temperatures in some applications. Use of a TEK is recommended for extreme temperatures (see Chapter: Temperature Extension Kit).
  - Salt-laden atmospheres are hard on the devices. SIMATIC Panels are also available in the IP65 type and are thus eminently suitable for offshore use. Versions of the Microbox 427C also enable use in salt-laden atmospheres: this is made possible by special paint processes that have been in use for many years.
- Innovative and flexible:
  - We meet the ever-increasing demand for more computing power by using the current generation of processors from Intel®. Based on current chipsets, devices with Celeron M, Core2 Solo, Core2 Duo and Core2 Quad are available. This makes power-saving applications (e.g. simple data acquisition) just as possible as power-hungry applications (such as the software PLC in real-time WinAC RTX) and server systems.

Optimized equipping of the IPC and the Panel for more system availability is one of the simplest options for increasing productivity by means of reducing standstill times. Electromechanical components often cause malfunctions in PCs. Since hard disks and fans in the industrial PC usually operate continuously, they are subject to an especially high rate of wear and tear. Software options for diagnostics and data backup, such as SIMATIC IPC DiagMonitor or SIMATIC IPC Image Creator, are particularly effective here, in addition to the use of high-quality industrial grade components.

## Overview

### Controllers for suspended monorail conveyors with different communication types

For its portfolio of suspended monorail conveyors (EOC), Siemens makes products available for rail communication systems and for displays that can be read from a considerable distance. The products can also be used for other applications besides suspended monorail conveyors.

The controllers intended for this purpose are the new SIMATIC S7-1200 and S7-1500, which are both programmed using standard Siemens software.

On the drive end, frequency converters (SINAMICS) and drives (SIMOGEAR) from Siemens, which are also programmed using standard Siemens software, will be used.

The controllers are generally differentiated based on the communication between carriage and plant.

EMS400S communicates by means of power signal booster communication (full duplex pulse code communication via the rail with 4x16 bits/sec)

Further systems will follow.

### **EMS400S**



EMS400S family for S7-1200

### PSB-C and PSB-S power signal boosters with S7-1200

- Device family for the low-cost transmission of pulse-encoded commands via contact wire for transport EOCs
- Bidirectional communication between vehicle and system control with a transmission rate of 16 bits/250 ms
- Control via S7-1200; programmable via TIA Portal




## Customized Automation

Automotive industry

Electrified Monorail System (EMS)

### SIMATIC EMS451S

#### Overview



EMS451S controller, front view

The EMS451S controller is part of the EMS400S family and consists of an enclosure with the following integrated components:

- S7-1212 DC/DC/DC
- SITOP power supply SITOP PSU 300E 6EP1433-0AA00, 400 V AC / 50 Hz – three-phase / 24 V DC / 5 A
- SINAMICS V20 frequency converter
- SIMATIC PSB-C module for sending and receiving pulse-encoded signals on the rail
- Display unit with three 7-segment displays for depicting control states

#### Technical specifications

Technical specifications	EMS451S
<b>Display</b>	See IR-DU
<b>Power supply</b>	
Rated voltage	Three-phase alternating current 400 V AC, 50 / 60 Hz
Power consumption, typical	Approx. 0.4 A (400 V AC)
<b>Environmental conditions</b>	
<b>Degree of protection</b>	
Without fan: Front/Rear/Bottom side	IP65/IP65
With fan: Front/Rear/Bottom side	IP65/IP54
<b>Ambient temperature</b>	
Without fan: During operation	0 °C ... +45 °C
With fan: During operation	0 °C ... +50 °C
Relative humidity	10% ... 90%, without condensation
Transport / storage temperature	-20 °C ... +60 °C
<b>Data interfaces</b>	
Programming interface	PROFINET
Signal on RAIL A and RAIL B	48 V modulated
<b>Certifications</b>	CE, others on request
<b>Dimensions</b>	
Exterior overall dimensions (W x H x D) in mm	
• Without fan	
- Without connector	400 x 230 x 153
- incl. connector	468 x 230 x 153
• incl. fan	
- Without connector	400 x 250 x 153
- incl. connector	468 x 250 x 153
<b>Weight</b>	
• Without fan	9.2 kg
• incl. fan	10 kg

#### Ordering data

#### Article No.

##### EMS451S controller

- With S7-1200 and PSB-C, with integrated SINAMICS V20 frequency converter, 0 ... 45 °C
- With S7-1200 and PSB-C, with integrated SINAMICS V20 frequency converter and external PN interface, 0 ... 50 °C

**6ES7212-0AA51-0AA0**

**6ES7212-0AA51-0AB0**

##### EMS471S controller

With S7-1200 and PSB-C, external PN interface, without frequency converter, 0 ... 50 °C

**6ES7212-0AA71-0AB0**

## Overview



EMS400S rail signal booster

The PSB-C (*power signal booster carrier*) module is employed in the cart and establishes the communication between it and the segment control.

The module is connected on the right of the S7-1200 as an I/O module.

The PSB-C module can operate one rail channel.

Other interfaces:

- Analog velocity setpoint
- RS 232 interface for the IR-DU display module

## Technical specifications

Technical specifications	SIMATIC EMS400S PSB-C module
<b>Power supply</b>	
Rated voltage	24 V DC
Power consumption, typical	Approx. 0.1 A
<b>Analog output</b>	
Number of outputs	1
Output	Voltage, 0-10 V DC
Resolution	10 bit
<b>RAIL interface</b>	
Quantity	1
Type	Differential, 48 V AC
Data rate	16 bits / 250 ms
<b>Display unit interface</b>	
Quantity	1
Type	RS 232-based
<b>Ambient conditions</b>	
<b>Degree of protection</b>	
Front / Rear	IP20
<b>Ambient temperature</b>	
In operation, vertical installation	0 °C to +45 °C
In operation, horizontal installation	0 °C to +55 °C
Relative humidity	10% to 95%, no condensation
Storage temperature	-40 °C to +70 °C
<b>Certifications</b>	
	CE, cULus
<b>Dimensions</b>	
Dimensions (W x H x D) in mm	70 x 100 x 75
<b>Weight</b>	
	Approx. 210 g

## Ordering data

## Article No.

<b>SIMATIC EMS400S PSB-C module</b>	<b>6ES7228-1RC51-0AA0</b>
PSB-C power signal booster, 1 x AQ, 0 ... 10 V DC, RS 232, rail signal 48 V DC	

## Customized Automation

Automotive industry

Electrified Monorail System (EMS)

### SIMATIC EMS400S PSB-S module

#### Overview



EMS400S rail signal booster

The PSB-S (*power signal booster segment*) module is used for segment control and establishes the communication between it and the cart.

The module is connected on the right of the S7-1200 as an IO module.

The PSB-S module can operate 3 rail channels. Up to 8 PSB-S modules can be connected on the right-hand side of the S7-1200 CPU.

Other interfaces:

- SYNC input
- Digital inputs

#### Technical specifications

Technical specifications	SIMATIC EMS400S PSB-S module
<b>Power supply 1</b>	
Rated voltage	24 V DC
Power consumption, typical	Approx. 0.1 A
<b>Power supply 2</b>	
Rated voltage	48 V DC
Power consumption, typical	Approx. 1.9 A
<b>SYNC input</b>	
Number of inputs	1
Type	Current-sinking, IEC Type 1
Rated voltage	24 V
<b>Digital inputs</b>	
Number of inputs	6, in a group
Type	Current-sinking, IEC Type 1
Rated voltage	24 V
<b>RAIL interface</b>	
Quantity	3
Type	Differential, 48 V AC, non-isolated from P48 V
Data rate	16 bits / 250 ms
<b>Ambient conditions</b>	
<b>Degree of protection</b>	
Front / Rear	IP20
<b>Ambient temperature</b>	
In operation, vertical installation	0 °C to +45 °C
In operation, horizontal installation	0 °C to +55 °C
Relative humidity	10% to 95%, no condensation
Storage temperature	-40 °C to +70 °C
<b>Certifications</b>	
	CE, cULus
<b>Dimensions</b>	
Dimensions (W x H x D) in mm	70 x 100 x 75
<b>Weight</b>	
	Approx. 230 g

#### Ordering data

#### Article No.

<b>SIMATIC EMS400S PSB-S module</b>	<b>6ES7228-1RC52-0AA0</b>
Power signal booster PSB-S, 6 x DI, 24 V DC, 1 x DI, 24 V DC Sync, 3 x rail signal 48 V DC	

## Overview



EMS400S IR-DU infrared display unit

The EMS400S IR-DU (*infrared display unit*) module represents the HMI unit in the cart. It contains three 7-segment displays, indicator lights and an infrared receiver. It is controlled by the S7-1200 in the cart.

## Technical specifications

Technical specifications	SIMATIC EMS400S IR-DU
<b>Power supply</b>	
Rated voltage	24 V DC
Power consumption, typical	Approx. 0.1 A
<b>Infrared reception</b>	
Opening angle	< 120°
Range	Min. 10 m
<b>Interface for external infrared sensor</b>	
Quantity	1
<b>Data exchange interface</b>	
Quantity	1
Type	RS 232-based
<b>Ambient conditions</b>	
<b>Degree of protection</b>	
Front	IP65
Rear	IP20
<b>Ambient temperature</b>	
During operation	0 °C to +60 °C
Relative humidity	10% to 95%, no condensation
Storage temperature	-20 °C to +60 °C
<b>Certifications</b>	
	CE, cUL
<b>Dimensions</b>	
Dimensions (W x H x D) in mm	140 x 116 x 37.5
<b>Weight</b>	
	< 350 g

## Ordering data

### Article No.

**SIMATIC EMS400S IR-DU**  
Infrared display unit

**6ES7292-0AA50-0AA0**

## Customized Automation

Automotive industry  
Electrified Monorail System (EMS)

### SIMATIC HMI IRD400

#### Overview



#### SIMATIC HMI IRD400

The SIMATIC HMI IRD400 (infrared display unit) module is an HMI unit for making status information clearly visible on a 7-segment display from a considerable distance.

It contains 3 x 7-segment displays, signal lamps and an infrared receiver and transmitter. It is controlled via PROFINET.

#### Benefits

The SIMATIC HMI IRD400 links a 7-segment display and/or an infrared interface in a PROFINET network in the TIA Portal. The bright 7-segment display – as a new SIMATIC HMI device for specific applications – can display numerical values in a highly legible manner. The main advantage is therefore readability from very long distances.

The integrated IR interface now makes it possible to link bidirectional infrared communication with a range of up to 10 m in SIMATIC applications and into the TIA Portal.

The infrared interface contains both an infrared receiver for remote control and an infrared sender for communication between display units. A compatible remote control (6ES7292-0CA50-0AA0) can also be supplied. 8 digital inputs/outputs and two LEDs are also available on the module.

The configuration is made in the TIA Portal V14 or higher. An GSD file is available to the user for this purpose.

The SIMATIC IRD400 has an internal PROFINET switch and integrates itself seamlessly into a PROFINET network.

#### Application

The SIMATIC HMI IRD400 was developed to control electric monorail systems – EMS600.

An application is found everywhere that requires good readability and/or infrared communication. As the functions "3x7 segment display" and "Infrared (IR) interface" via PROFINET are an expansion of the SIMATIC product range, the device is offered to all customers as a SIMATIC standard product.

#### Design

SIMATIC IRD400 is enclosed in a 140 x 116 x 37.5 mm enclosure (installation section 123 x 99 mm).

The IRD400 is connected to the PROFINET PN networks via PROFINET by means of RJ45 connectors.

The device has a 2-port PN switch. 2-pin connection of the external 24 V DC supply voltage. Fan and battery-less operation. Degree of protection IP65 at the front.

#### Technical specifications

Technical specifications	SIMATIC HMI IRD400
<b>Power supply</b>	
Rated voltage	24 V DC
Power consumption, typical	Approx. 0.1 A
<b>Infrared reception</b>	
Opening angle	< 120°
Range	Min. 10 m
<b>Interface for external infrared sensor</b>	
Quantity	1
<b>Data exchange interface</b>	
Quantity	1
Type	PROFINET-based
<b>Ambient conditions</b>	
<b>Degree of protection</b>	
Front	IP65
Rear	IP20
<b>Ambient temperature</b>	
During operation	0 °C to +60 °C
Relative humidity	10% to 95%, no condensation
Storage temperature	-20 °C to +60 °C
<b>Certifications</b>	
	CE, cUL
<b>Dimensions</b>	
Dimensions (W x H x D) in mm	140 x 116 x 37.5
<b>Weight</b>	
	< 350 g

#### Ordering data

#### Article No.

#### SIMATIC HMI IRD400

Infrared display unit;  
PROFINET interface;  
3 x 7-segment display

**6ES7292-0AA50-1AA0**

## Overview



EMS400S IR-RC infrared remote control

The EMS400S IR-RC (*infrared remote control*) module establishes the connection between the operator and the EMS400S IR-DU.

Via the EMS400S IR-DU, the encoded signals of the remote control go to the S7-1200 CPU.

## Technical specifications

Technical specifications	SIMATIC EMS400S IR-RC
<b>Power supply</b>	
Rated voltage	3 V DC (2 x AA batteries)
Power consumption, typical	< 15 mA
<b>Infrared reception</b>	
Opening angle	< 16°
Range	Min. 10 m
<b>Keys</b>	
Quantity	16
<b>Ambient conditions</b>	
<b>Degree of protection</b>	
Front / Rear	IP65
<b>Ambient temperature</b>	
During operation	0 °C to +60 °C
Relative humidity	10% to 95%, no condensation
Storage temperature	-20 °C to +60 °C
<b>Certifications</b>	
	CE
<b>Dimensions</b>	
Dimensions (W x H x D) in mm	152 x 83 x 35
<b>Weight</b>	
	< 200 g

## Ordering data

## Article No.

**SIMATIC EMS400S IR-RC**  
IR-RC infrared remote control  
for SIMATIC S7-1200

**6ES7292-0CA50-0AA0**

## Customized Automation

Automotive industry

Electrified Monorail System (EMS)

### SIMATIC EMS400S DU

#### Overview



EMS400S diagnostics unit

The EMS400S module (diagnostics unit) is a test tool for:

- System and control cabinet configuration
- Commissioning of a system, segment control, carriage
- Maintenance, troubleshooting (also while in operation)
- Operating modes:
  - Signal and frame analysis, configuration

It contains load resistors for simulating multiple PSB-C modules, and can simulate one PSB-C module and establish communication for segment control.

#### Technical specifications

Technical specifications	SIMATIC EMS400S DU
<b>Power supply</b>	
Rated voltage	
<b>Graphics</b>	Graphic display 240 x 320 pixels color
<b>Keyboard</b>	16 x membrane keys
<b>Contacting</b>	
Contacting	<ul style="list-style-type: none"> <li>• Galvanic on rail, 4 mm socket</li> <li>• Signal input galvanically isolated</li> </ul>
<b>Data interface</b>	USB for PC communication and USB stick
<b>Certifications</b>	CE

#### Ordering data

#### Article No.


**SIMATIC EMS400S DU**

**6ES7292-0EA50-0AA0**

Test tool

#### Front Panel 15" Touch and Key for Panel PCs, resistant to honing oil

##### Overview



The Front Panel Touch and Key is designed as a front unit for Panel PCs. The combination of touch and key operation as well as the resistance to honing oil are characteristics of this product.

Complete lamination of the decorative membrane over the touch area of the display increases the resistance against contamination and welding beads, and the absence of edges and joints facilitates cleaning. Openings and cutouts in the front have been completely omitted in favor of a homogenous surface which can also be used in the environment of honing oil and similar cooling agents and lubricants.

Clear operation is achieved using the touch pen which is delivered as standard and can be stored in a front holder. Dirty or oily hands are therefore not an argument against using a touch screen. The pen has an ergonomic shape, is optimized for operations when wearing gloves, and is linked to the front using an elastic helix cable. Its "parking position" in the special stainless steel holder on the front means that it is always readily accessible.

##### Benefits

- Combined touch and key operation for increased efficiency
- Touch pen operation avoids contamination of the display area
- Ergonomically shaped, captive touch pen
- Simple cleaning
- Resistant to coolants and lubricants

##### Application

This front panel for Panel PCs with touch screen and membrane keyboard has been designed for operator control and monitoring at machine-level for mechanical engineering applications, where honing oil and lubricants are used.

The touch and key front is always used if efficient operation of the machine is associated with the following requirements:

- Intuitive operation using graphic representation on display
- Specific command inputs using fixed function keys
- Effective inputs in forms using the integrated numeric and alphanumeric keyboard

Also in applications with increased environmental influences such as dirt and oil. The homogenous foil surface without joints or edges permits easy cleaning, and is resistant to coolants and lubricants.

##### Application examples

- Printing machines
- Drilling, milling, honing machines
- Brake test stands
- Injection molding machines
- Building management
- Warehouse systems
- Automotive industry

##### Design

- External dimensions and mounting cutout as for corresponding standard product
- Degree of protection IP65 at the front

##### Technical specifications

Type	Front Panel 15" Touch + Key, resistant to honing oil
Display	15.1" TFT Touch
Resolution (pixels)	1024 x 768 pixels
General features	As Front Panel 15.1" Touch for Panel PC 677
<b>Special features</b>	
Interfaces	Without front-sided USB interface
Connectable to Panel PC	PC 477, PC 677 compact and distributed design
Number of keys	58 system keys and alphanumeric keys 20 function keys with LED
Resistance	Tested with: Castrol Honilo 981 honing oil

##### More information

##### Quotation preparation

Product specification according to customer requirements.

Quotation preparation by SIMATIC HMI specialists, specification of:

- Non-recurring costs
- Prototype costs
- Standard unit prices
- General conditions (product agreement)

There is a minimum annual quantity/purchase quantity (minimum quantity per type: 20), which is agreed with the customer for the project.

Customized products can only be ordered in conjunction with a product agreement.

A customer-specific Article No. is specified as part of the product agreement.

<http://www.siemens.com/automation/partner>



## Customized Automation

Examples of sector products

General Mechanical Engineering

### Flat Panels, 10.4" for Panel PCs

#### Overview

- Ideal for machine-level human machine interfacing
- Especially suitable for use in machines with restricted installation space
- Can be modified in design and front mechanical components (e.g. stainless steel front for food and beverages industry)
- Distance between the Flat Panel and PC max. 30 m
- Functions correspond to the standard Flat Panels
- Available with and without touch operation
- VGA and SVGA resolution

#### Application

The Flat Panel 10.4" TFT Touch has been designed as display and operator control unit for industrial PCs (e.g. SIMATIC Microbox 427C) and Panel PCs (e.g. PC 677C) and can be separated from the computing unit by up to 30 m.

They supplement the SIMATIC standard products and are suitable for machine-level human machine interfacing when PC functionality is required but little space is available for installing a display. VGA and SVGA resolution also in a secondary display, e.g. Panel PC 677C.

#### Technical specifications

Flat Panel	10.4"
Resolution (pixels)	800 x 600 pixels
Input unit	Analog-resistive touch screen
MTBF (at 25 °C)	50 000 h
Power supply	24 V DC, RoHS
Front dimensions (L x W x D in mm)	335 x 275 x 75
Installation dimensions (L x W in mm)	310 x 248
Certified in accordance with	
Can be connected to	
Approx. weight in kg	0.80

#### Ordering data

**Flat Panel 10" Touch**  
SIMATIC Flat Panel 10.4" TFT with analog-resistive Touch Panel, resolution 800 x 600 pixels, 24 V DC power supply, VGA, DVI-D interface, incl. VGA cable 1.8 m

#### Article No.

**6AV7461-7TA00-0AA1**

#### More information

##### *Customized modification options*

- Customized design
- Modification of front design, e.g. stainless steel front

## Overview



Hygiene areas in food and beverage production, pharmaceuticals or fine chemicals all share one requirement: The devices and equipment must be easy to clean. The relevant directives, standards and legislative requirements must be observed, e.g. EHEDG, FDA, EN 1672-2 (Hygienic Design), GMP, LMHV, LMBG.

However, optimization and variation in the device hardware are also perfectly possible:

- Degree of protection
- Ruggedness
- Temperature resistance
- Design and installation versions
- Suitable for clean rooms
- Certification in accordance with ATEX

The aim is to find the cost-optimized solution for the specific application case.

The overview below shows different features depending on the applications areas, from packaging to the wet area in processing.

Applications				
Features	Hygienic packaging	Pharmaceuticals, fine chemicals	Food and beverages, bottle cleaning, bottle filling, laboratories	Abattoirs, meat processing
Stainless steel front	partially	x	x	x
Stainless steel control cabinet	x	x	x	x
Stainless steel fully enclosed	x	x	x	x
Simple to clean	x	x	x	x
No grooves and gaps, no projections	partially	partially	membrane-covered protective edge not always accepted	-
Increased tightness	-	-	x	x
Mechanical ruggedness, no membrane front	-	-	partially	x
Suitable for high-pressure cleaning (IP69K)	-	-	-	partially
ATEX Ex Zone 2/22	x	x	partially	-

The product examples described on the following pages cover a wide range of the most important requirements.

## Customized Automation

Food and beverages industry/pharmaceuticals

### Introduction

#### Benefits

- Simpler cleaning thanks to resistant and rugged stainless steel front with smooth surface, and minimal grooves and gaps
- High degree of protection IP66K (TP 177B and MP 277 additionally IP66K) on the front for increased sealing properties and ruggedness
- Food-standard sealing material and shatter protection for the display to prevent contamination of the foodstuffs
- Optimized frame design almost flush with the control cabinet so that liquids can run off
- Device front developed on the basis of EN 1672-2
- Decorative membrane tested against chemicals in accordance with DIN 42115, Part 2<sup>1)</sup>
- Food-standard flat seal in accordance with FDA 21 CFR 177.2600
- Rear tensioning frame (included in scope of supply) for even application pressure of the seal
- External dimensions and mounting cutout as for corresponding standard product

#### High degree of protection for humid environments

With low installation depth and rugged fronts, the SIMATIC HMI Standard Panels are eminently suitable for industrial and machine-level use.

Panels with stainless steel fronts are also even better equipped to meet the high requirements presented by the food and beverage production environment. IP66K degree of protection protects against water even with a jet strength of 100 l/min at 10 bar from a distance of 2.5 m to 3 m. The optimized frame profile and almost flush-mounting of the device on the control cabinet allow liquids to run off.

Installation of the operator panels in a stainless steel control cabinet as a ready-to-install and ready-to connect operator station is optionally available as a customized version.

#### Certificates, listings and appraisals

SIMATIC HMI products with stainless steel fronts, and the stainless steel operator station, were subjected to some or all of the tests below and are listed or appraised in accordance with:

- High degree of protection IP66K, NEMA Type 4, 4x, 12
- CE-compliant, cULus-listed
- LGA mark "Hygiene tested" (Approval document No. 5664018)
- Expert appraisal of the Munich University of Technology, Research Center Weihestephan, in accordance with EHEDG recommendation (Report No. 126/01.03.2007)
- Clean room qualification by IPA Fraunhofer Institute (test report: Examination of the clean room suitability and ESD characteristics of Panel PCs from Siemens AG, Report No. SI 0810-450 of October 2008)

<sup>1)</sup> Special resistance requirements must be examined separately.

#### Qualification for clean rooms

High-quality products such as semiconductors, medicines, food & beverages, and nanotechnology products are subject to special demands with regard to contamination with particles or bacteria.

Increased requirements for protection of the products and processes can only be met by production in clean rooms with suitable equipment under controlled conditions.

Clean rooms are classified according to particle quantities and sizes per m<sup>3</sup> of room air and time unit. Clean room classes in accordance with ISO 14644-1 (ISO 1 to 9) have been introduced in pharmaceuticals, for example, in accordance with EG-GMP, Annex 1 (Classes A to F), and in semiconductor production.

Example:

A person in normal clothing emits approximately 80,000 particles  $\geq 0.5$  mm per second (in clean room clothing, this can be reduced to approximately 700 particles/s  $\geq 0.5$  mm).

- Requirements regarding equipment in clean rooms include the following:
  - Surfaces that are easy to clean and disinfect
  - As few adhesives as possible, e.g. electrostatic
  - No emitting surfaces
  - Shape favorable to air circulation, no air eddies
  - Dense, as few hollow or dead spaces as possible
  - Smooth, as few grooves and gaps as possible

The SIMATIC HMI products with stainless steel fronts and the stainless steel operator station have been designed for these requirements.

The stainless steel operator stations with Panel PC 677B 15" Touch INOX and MP 377 15" Touch INOX have been tested by the Fraunhofer Institute and qualified for "obvious suitability for clean rooms of ISO Class 1 in accordance with EN ISO 14644-1".

**Application**

Quality and hygiene are decisive competitive features in the production of food and beverages. In addition, higher volumes have to be produced in shorter times and with rising quality demands.

Objects and equipment that come into contact with food and beverages must be

- such that they are clean and can be maintained and, if necessary, disinfected, and have no adverse effect on the food and beverages,
- installed in such a way that the immediate environment can be cleaned appropriately.

Objects and equipment must be clean and well maintained (extract from the German food and beverages hygiene legislation). This requires not only the innovative know-how of engineering offices, mechanical equipment manufacturers and plant builders, but also modern, powerful operator control and monitoring systems whose hardware and software are adapted to the special requirements.

Panels and panel PCs with touch screens and stainless steel fronts have been designed for use in the food, beverages and tobacco industry for operator control and monitoring close to food processing machines. For this reason, the devices with stainless steel fronts have been developed in compliance with EN 1672-2 "Food processing machinery – Safety and Hygiene Requirements".

***Simpler cleaning and disinfecting***

The high quality requirements in the food and beverages industry require a high standard of the food processing machinery. There are many relevant regulations, directives, ordinances, standards and laws. Essential here is that all equipment and components must be easy to clean and disinfect so that cross-contamination of the foodstuffs can be avoided.

The panels with stainless steel fronts have a 240 grit hairline finish, so they are suitably smooth. The membrane covering the display cutout is tested with regard to its resistance to chemicals, has minimal grooves and gaps in which micro-organisms could settle, and also provides shatter protection for the display.

## Customized Automation

Food and beverages industry/pharmaceuticals

### Panels and Panel PCs with stainless steel front

#### Overview



#### **TP 177B color PN/DP, MP 277 10" Touch, MP 377 15" Touch and Panel PC 677B 15"**

Panels and panel PCs with touch screens and stainless steel fronts have been designed for use in the food, beverages and tobacco industry for operator control and monitoring close to food processing machines. They have been developed in compliance with EN 1672-2 "Food processing machinery – Safety and Hygiene Requirements".

- Simple cleaning and disinfecting:
  - Stainless steel surface with 240 grit brushed finish
  - Membrane tested for resistance to chemicals
  - Minimal number of grooves and joints
  - Optimized frame profile so that liquids can run off
- Display shatter protection
- Degree of protection IP66K

#### Design

- External dimensions and mounting cutout as for corresponding standard product
- Optimized frame profile with a slight projection to the cabinet
- IP66K degree of protection at the front
- Surface ground with 240 grit brushed finish
- Minimal number of grooves and joints
- Decorative membrane tested for resistance to chemicals
- Display shatter protection
- Food-standard seals
- Rear tensioning frame for even application pressure of the seal

#### Technical specifications

Multi Panels		
	MP 277 10" Touch INOX	MP 377 15" Touch INOX
<b>General features</b>		
Power supply	24 V DC	24 V DC
Display	10.4" color TFT Touch	15.1" TFT Touch
Resolution (pixels)	640 x 480	1024 x 768
MTBF of backlighting (at 25 °C)	about 50 000 hours LED backlighting	about 50 000 hours CCFL backlighting
<b>Front</b>		
Material	Stainless steel 1.4301, polyester-based membrane	
Surface	Hairline finish, 240 grit abrasive grain	
Device seal	EPDM flat seal	
Special features		
<b>Ambient conditions</b>		
Degree of protection	on the front: IP66K, NEMA 4, 4x and 12; on the rear: IP20	
Ambient temperature during operation	0 ... 50 °C	
Relative humidity	max. 85% (no condensation)	
Transport/storage temperature	-20 °C to +60 °C	
Approvals	FM Class 1 Div 2, cULus, CE, RCM (previously C-Tick), ATEX Zone 2/22	
Sector	Food & beverages, pharmaceuticals	Food & beverages, pharmaceuticals
<b>HMI software (to be obtained separately)</b>		
HMI engineering software	WinCC flexible 2005 Standard and higher	WinCC flexible 2007 Standard and higher
<b>Dimensions</b>		
External dimensions (W x H x D in mm)	325 x 263	400 x 310
Installation cutout (W x H x D in mm)	310 x 248	368 x 290
Special features	Clamping frame	Clamping frame
<b>Weight</b>	Approx. 4.2 kg	Approx. 6.2 kg

**Technical specifications** (continued)

	Panel PC	Panels
	Panel PC 677B 15" Touch INOX	TP 177B PN/DP INOX
<b>General features</b>		
Power supply	100/230 V AC (autorange), 50/60 Hz or 24 V DC	24 V DC
Display	15.1" TFT Touch	5.7" color STN Touch (256 colors)
Resolution (pixels)	1024 x 768	320 x 240
MTBF of backlighting (at 25 °C)	about 50,000 hours CCFL backlighting	
Special features	Without front USB interface	1 x emergency-off, 3 x short-stroke membrane keys with LED on front, wired to terminal
<b>Front</b>		
Material	Stainless steel 1.4301, polyester-based membrane	
Surface	Hairline finish, 240 grit abrasive grain	
Device seal	EPDM flat seal	
Special features	on the front: IP66K, NEMA 4, 4x and 12; on the rear: IP20	Decorative membrane drawn across the display
<b>Ambient conditions</b>		
Degree of protection	on the front: IP66K, NEMA 4, 4x and 12; on the rear: IP20	on the front: IP66K, NEMA 4, 4x and 12; on the rear: IP20
Ambient temperature during operation	0 ... 50 °C	0 ... 50 °C
Relative humidity	max. 85% (no condensation)	
Transport/storage temperature	-20 °C to +60 °C	
Approvals	CE, cULus	FM Class 1 Div 2, cULus, CE, RCM (previously C-Tick), ATEX Zone 2/22
Sector	Food & beverages, pharmaceuticals	Food & beverages, pharmaceuticals
<b>HMI software (to be obtained separately)</b>		
HMI engineering software	WinCC flexible Advanced and higher	WinCC flexible 2005 Compact and higher
HMI Runtime software	WinCC flexible RT	
<b>Dimensions</b>		
External dimensions (W x H x D in mm)	483 x 310	212 x 156
Installation cutout (W x H x D in mm)	450 x 296	198 x 142
Special features	Clamping frame	Clamping frame
Can be connected to SIMATIC PC	On Panel PCs as well as other SIMATIC Rack and Box PCs	
<b>Weight</b>	Approx. 15 kg	Approx. 1.5 kg

**Ordering data****Article No.**

<b>TP 177B color PN/DP INOX</b> with stainless steel front, otherwise corresponding to 6AV6642-0BA01-1AX0	<b>6AV6642-8BA10-0AA0</b>
<b>MP 277 10" Touch INOX</b> with stainless steel front and LED backlight, otherwise corresponding to 6AV6643-0CD01-1AX1	<b>6AV6643-0ED01-2AX0</b>
<b>MP 377 15" Touch</b> with stainless steel front and LED backlight; otherwise corresponding to 6AV6644-0AB01-2AX0	<b>6AV6644-0CB01-2AX0</b>
<b>Panel PC 677B 15"</b> with stainless steel front, otherwise corresponding to Panel PC 677B Configurator 6AV6643-0CD01-1AX1	<b>6AV7872-2...</b>

**More information****Customized modification options**

- Customized design
  - Use of the company name instead of the Siemens logo and modification of the type designation
  - Changing the background color
- Customer-specific hardware modifications such as the design and dimensions of the front plate, selection of the display, memory capacity, drives, options
- Customer-specific Panel PC configuration as a rugged embedded hardware and software system, without hard disk and with tailor-made software
- Customer-specific software suite with choice of Windows operating systems
- Customer-specific Panel PCs with software suite with choice of Windows operating systems
- Protection against condensation and corrosive gases (for selected panels)
- Device mounted in a stainless steel cabinet as a ready-to-install and ready-to-connect operator station which is ergonomic, functional, with high degree of protection as well as tested heat dissipation (e.g. with complete IP66K degree of protection)

**Quotation preparation**

SIMATIC HMI specialists define the product modifications precisely in accordance with customer requirements.

This is followed by drafting of a quote with:

- Non-recurring costs
- Prototype costs
- Standard unit prices
- and the marginal conditions in the form of a product agreement (e.g. minimum quantity).

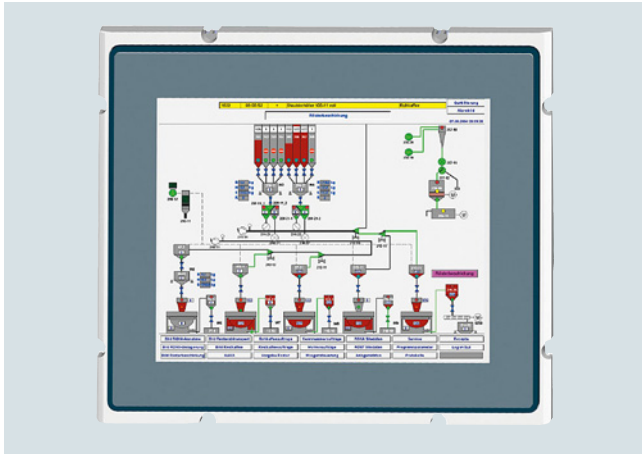
The defined device can then be ordered easily using this product agreement and a customer-specific Article No.

## Customized Automation


Food and beverages industry/pharmaceuticals

### HMI Panels as rear-mounted devices

#### Overview



#### Design



The front frame is modified customer-specifically on the "rear-mounted devices":

The surface with the display viewing area covered with decorative membrane, and the marginal area around the display necessary for touch operation must be flush with the control cabinet sheet metal at the front. For this purpose, the front frame with the device seal and the cutouts for the holding bolts are set back from the visible surface by the thickness of the control cabinet sheet metal. The enclosure must have a suitable number of stud bolts available. The all-round device seal thus enables a high degree of protection: IP65.

The installation cutout can be dimensioned in such a way that the rear-mounted device can be replaced with the same type of front-mounted device for service purposes.

The decorative membrane is also drawn across the visible area of the display on the rear-mounted displays, so there is no cutout with adhesive edge above the display. The decorative membrane is smooth.

For sensitive applications where the gap dimension of the control cabinet cutout has too great a tolerance, there is the option of covering the entire surface including the gap with a transparent and replaceable membrane.

#### **MP 377 12" Touch, rear-mounting, MP 277 8" Touch portrait, rear-mounting**

The solution for installing HMI devices without "corners and edges" on the front. The devices are installed in the control cabinet enclosure from the rear and are flush with the control cabinet sheet metal at the front. They are therefore known as "rear-mounted devices".

#### Benefits

- Front surface flush with the control box
- Simple to clean
- No dirt-collecting edges and deposits
- Front membrane resistant to the usual cleaning agents and disinfectants
- Can be replaced with front-mounted device of the same type for service purposes (MP 377 12" Touch rear-mounting only)



### Technical specifications

	MP 277 8" Touch portrait, rear-mounting	MP 377 12" Touch, rear-mounting
<b>General features</b>		
Power supply	24 V DC	24 V DC
Display	7.5" TFT Touch	12.1" TFT Touch
Resolution (pixels)	480 x 640 (portrait)	800 x 600
MTBF of backlighting (at 25 °C)	Approx. 50 000 h CCFL backlighting	
Special features	1 x emergency-off, 3 x short-stroke membrane keys with LED on front, wired to terminal	
<b>Front</b>		
Material	Aluminum under polyester-based membrane	
Surface	Hairline finish, 240 grit abrasive grain	
Device seal	On the enclosure, customized	On the front
Special features	Decorative membrane drawn across display	
<b>Ambient conditions</b>		
Degree of protection	IP65 at front; IP20 at rear	
Ambient temperature during operation	0 ... 50 °C	
Relative humidity	max. 85% (no condensation)	
Transport/storage temperature	-20 °C to +60 °C	
Approvals	CE	CE, cULus
Sector	Food & beverages, packaging systems, pharmaceuticals	
<b>HMI software (to be obtained separately)</b>		
HMI engineering soft- ware	From WinCC flexible 2007 Standard with add-on for portrait format	WinCC flexible 2007 Standard and higher
<b>Dimensions</b>		
External dimensions (W x H x D in mm)	229 x 318	As installation cut-out
Installation cutout (W x H x D in mm)	233 x 322 x 67	Compatible with stan- dard device
Special features	Rear-mounted panel in portrait format	Rear-mounted panel; panel cutout as on standard device
<b>Weight</b>	Approx. 2.7 kg	Approx. 5.5 kg

### Ordering data

### Article No.

<b>MP 377 12" Touch, rear-mounting</b> Configuration on request	6AV6644-...
<b>MP 277 8" Touch portrait, rear-mounting</b> With emergency-off button and 3 short-stroke keys with LEDs on the front Configuration on request	6AV6643-...

### More information

#### Customized modification options

Customized rear-mounted versions can also be implemented:

- Customized operator controls possible on the front, e.g. membrane keys, emergency-off
- Adaptation to the design of the customized enclosure
- Customized design (logo and color scheme) on the front membrane
- Portrait mode of the display
- Increased resistance to shock and machine vibration

#### Quotation preparation

SIMATIC HMI specialists define the product modifications precisely in accordance with customer requirements.

This is followed by drafting of a quote with:

- Non-recurring costs
- Prototype costs
- Standard unit prices
- and the marginal conditions in the form of a product agreement (e.g. minimum quantity).

The defined device can then be ordered easily using this product agreement and a customer-specific Article No.



## Customized Automation

Food and beverages industry/pharmaceuticals

### Flat Panels with stainless steel front

#### Overview



**Flat Panel 15" Touch INOX,  
Flat Panel 15" Touch INOX (enclosed),  
Flat Panel 19" Touch INOX,  
Flat Panel 19" Touch INOX (enclosed)**

The Flat Panels with touch screen and stainless steel front are designed as a display and operating unit for SIMATIC PCs in the food and beverages industry, pharmaceuticals and related industries.

They are easy to clean and can be installed in production areas subjected to splashes in a suitable control cabinet.

#### Design

- Functions compatible with the SIMATIC HMI Standard Flat Panels
- Enclosure seal EPDM, sulfur-free
- Decorative membrane laminated over display, no display cutout
- 240 grit brushed finish stainless steel surface

The Flat Panels 15" Touch INOX and 19" Touch INOX VESA are fully enclosed and are suitable for space-saving mounting on a support system. The cables are then run in the supporting tube.

#### Technical specifications

	Flat Panel			
	15" Touch, INOX	15" Touch INOX fully enclosed	19" Touch, INOX	19" Touch INOX fully enclosed
<b>General features</b>				
Power supply	24 V DC	24 V DC	24 V DC	24 V DC
Display	15.1" TFT Touch	15.1" TFT Touch	19.1" TFT Touch	19.1" TFT Touch
Resolution (pixels)	1024 x 768	1024 x 768	1280 x 1024	1280 x 1024
MTBF of backlighting (at 25 °C)	approx. 50 000 hours CCFL backlighting			
Special features	Without front USB interface	OSD operation not accessible; values preset	Without front USB interface	OSD operation not accessible; values preset
<b>Front</b>				
Material	Stainless steel 1.4301, polyester-based membrane			
Surface	Hairline finish, 240 grit abrasive grain			
Device seal	EPDM flat seal		EPDM flat seal	EPDM flat seal
Special features	Decorative membrane drawn across the display			
<b>Ambient conditions</b>				
Degree of protection	On the front: IP66K, NEMA 4, 4x and 12; on rear: IP20	Complete IP65, NEMA 4	On the front: IP66K, NEMA 4, 4x and 12; on rear: IP20	Complete IP66K, NEMA 4, 4x and NEMA 12
Ambient temperature during operation	0 ... 50 °C	0 ... +40 °C at an angle of up to +/- 20° from the vertical	0 ... 50 °C	0 ... +40 °C
Relative humidity	Max. 85% (no condensation)			
Transport/storage temperature	-20 °C to +60 °C			
Approvals	CE, cULus	CE, cULus	CE, cULus	CE, cULus
Sector	Food & beverages, pharmaceuticals	Pharmaceuticals	Food & beverages, pharmaceuticals	Food & beverages, pharmaceuticals
<b>Dimensions</b>				
External dimensions (W x H x D in mm)	483 x 310	383 x 324 x 72	483 x 400	483 x 399 x 61
Installation cutout (W x H x D in mm)	450 x 296		450 x 380	
Special features	Clamping frame	Tiltable customized flange for mounting on control cabinet, sealed by bellows	Clamping frame	Fully enclosed, VESA 100
<b>Weight</b>	Approx. 7 kg	Approx. 12 kg	Approx. 10 kg	Approx. 12 kg

**Ordering data****Article No.**

<b>Flat Panel 15" Touch INOX</b>	<b>6AV7486-2TA10-1AA0</b>
<b>Flat Panel 15" Touch INOX fully enclosed</b> Configuration on request	<b>6AV7476-...</b>
<b>Flat Panel 19" Touch INOX</b> Cable 1.8 m enclosed	<b>6AV7486-4TA01-0AA0</b>
<b>Flat Panel 19" Touch INOX fully enclosed</b> Cable 1.8 m pre-assembled	<b>6AV7486-4TA11-0AA0</b>

**More information****Customized modification options**

- Customized design
- Customized flange connection
- Cable length up to 30 m

**Quotation preparation**

SIMATIC HMI specialists define the product modifications precisely in accordance with customer requirements.

This is followed by drafting of a quote with:

- Non-recurring costs
- Prototype costs
- Standard unit prices
- and the marginal conditions in the form of a product agreement (e.g. minimum quantity).

The defined device can then be ordered easily using this product agreement and a customer-specific Article No.

## Customized Automation

Food and beverages industry/pharmaceuticals

### HMI stainless steel operator stations

#### Overview



SIMATIC HMI Panels or Panel PCs mounted in a stainless steel cabinet as a ready-to-install and ready-to connect operator station that is ergonomic and functional, and has a high degree of protection (complete IP66K degree of protection) as well as tested heat balance.

The populated and wired turnkey solutions are based on the hygienic design requirements of the food and beverages industry as well as other hygiene and wet areas, pharmaceuticals, fine chemicals and semiconductor production.

#### Design

- Control box completely assembled, wired, tested, with passive cooling

##### Design of stainless steel operator station

- For Panels and Panel PCs
- Angular surfaces so that liquids can run off
- Prepared for pedestal mounting
- With integrated handles at sides

##### High complete degree of protection

- Screwed-on rear panel
- Cable inlet through pedestal and flange

##### Simple to clean

- No sharp corners or edges
- No dead spaces
- Hairline finish of surface with 240 grit brushed finish

#### More information

##### **Customized modification options**

- Other HMI devices, display sizes and resolutions
- External stainless steel keyboard, e.g. without short-stroke keys with piezo technology
- Modification of the front/enclosure design (hygiene test optional) and cable routing
- Specific flange from enclosure manufacturers
- Breather gland
- Use in extended ambient temperature range, e.g. -20 °C to +60 °C
  - Air-water heat exchanger (internal)
  - "Temperature Extension Kit" plus active heating and cooling elements


##### **Certification/approvals**

- LGA Certificate "Hygiene-tested"
- Inspection certificate of the Munich University of Technology
- IPA Fraunhofer Institute

These modifications are defined by HMI specialists in consultation with the customer who then receives a specific offer.

A product agreement with minimum quantities is required for the implementation of customized modifications. Please contact your local/national Siemens HMI representative.

## Accessories




<b>6/2</b>	<b>Introduction</b>
<b>6/3</b>	<b>Batteries</b>
<b>6/6</b>	<b>Fasteners</b>
<b>6/12</b>	<b>Labeling strips</b>
<b>6/16</b>	<b>Input devices</b>
<b>6/24</b>	<b>Input aids</b>
<b>6/27</b>	<b>HMI connecting components</b>
<b>6/31</b>	<b>IWLAN accessories</b>
<b>6/33</b>	<b>Power supply units, power supply cables</b>
<b>6/37</b>	<b>Back covers</b>
<b>6/40</b>	<b>Protective films</b>
<b>6/48</b>	<b>Protective covers and dust caps</b>
<b>6/51</b>	<b>Service sets</b>
<b>6/57</b>	<b>Storage media</b>
<b>6/66</b>	<b>Transport and storage</b>
<b>6/69</b>	<b>Distribution boards</b>
<b>6/72</b>	<b>Further accessories</b>
<b>6/73</b>	<b>Process coupling</b>
6/73	Connecting cables
6/82	RS 485 bus connector
6/83	IE FC RJ45 plug 2 x 2

## Accessories

### Introduction

#### Overview



HMI accessories, connection



SIMATIC not only offers first-class panels, thin clients and IPCs, but also an extensive range of original accessories which harmonizes optimally with the core products. We place the same quality requirements on our accessories as we do on our core products.

Since accessory parts are required over the entire service life of a product despite wear, everything is done to ensure that all accessories remain available throughout the entire life cycle of the core products. In the event of deviations in exceptional cases, a relevant product announcement will be placed in the Customer Support area. We recommend subscribing to these announcements electronically.

The range of accessories includes:

- Batteries (rechargeable back-up battery, lithium batteries, main rechargeable battery, etc.)
- Fasteners (memory card lock, wall bracket, mounting frame, mounting clips, mounting bracket, etc.)
- Labeling strips (labeling strips, front film, labeling set, protective pouch, etc.)
- Input devices (keyboards, mice)
- Input aids (e.g. touch pens)
- HMI connecting components (converters, connectors, adapters)
- WLAN accessories (access points, KeyPlug, power supplies, Moby D, small parts)
- Power supplies (power supply units, non-heating apparatus cable, etc.)

- Back covers (in IP20 design)
- Protective films
- Protective covers (covers, caps)
- Service sets (spare parts package with coordinated contents)
- Storage media (MM memory card, SD memory card, PC memory card, PC memory card adapter, CF memory card, USB memory stick, USB FlashDrive, memory module for pushbutton panels, memory expansions)
- Transport and storage (bags and handles)
- Distribution boards (USB HUB, USB extensions, keyboard, video, mouse switch, Ethernet switch)
- Additional accessories (e.g. spare key)
- Process coupling
  - Connecting cables
  - Bus connector DP
  - Bus connector PN

The aim is to offer accessories as new parts throughout the entire lifecycle of the core product.

This cannot be guaranteed because the consumer market changes quickly.

#### More information

##### Trade goods:

To be able to react quickly and flexibly to new requirements, we also use high quality accessories from major manufacturers and market these directly via our Mall. Introducing products as trade goods saves having to perform time-consuming, in-house tests, or applying for and generating our own certificates.

Trade goods are qualified in a short power-on test (power-on test only and no system test at Siemens), as the manufacturer tests are usually sufficient.

On account of technical requirements placed on trade goods, technical specifications, drivers, certificates and test certificates, etc. are provided by the manufacturer, and are also available for downloading from the Siemens SIOS pages. The technical properties of trade goods may differ from the assured characteristics of our own products (for example in respect of electromagnetic compatibility).

Trade goods are marked as such in the relevant technical specifications. Manufacturers and postal addresses can be found in the technical specifications.

##### Note:

SIMATIC accessories are intended exclusively for industrial use, such as in offices, workshops, etc.

In some cases, accessories can also be used with competitor products. This use is at your own responsibility.

##### Tip:

The TIA Selection Tool automatically shows appropriate accessories for every SIMATIC product, making it even easier to find the right accessory.

##### Notice:

Photos and product images may differ from the actual product.

## Overview



HMI accessories, batteries



HMI accessories, battery, accumulator

**Batteries and accumulators**

From a technical viewpoint, a battery is a combination of several similar galvanic cells/elements that are switched in series. Batteries are either made of primary cells (non-rechargeable), or of secondary cells (rechargeable), also known as accumulators.

When a battery is charged, electrical energy is converted into chemical energy. When a load is connected to the battery, the chemical energy is converted back into electrical energy. The rated voltage typical for an electrochemical cell, the efficiency and the energy density all depend on the type of materials used.

If a battery remains unused, it loses some of its stored energy over time. This process is called "self-discharge". The extent to which this occurs depends on the type of storage and the age of the battery.

A rechargeable lithium battery has the longest expected service life when its charge status is between 20% and 80%.

- **Lithium:** Commonly used in watches and cameras; long operating life (up to more than 10 years) with very small currents. Higher cell voltage around 3 V. For a few years now, only one manufacturer (Energizer) has offered a standard AA size 1.5 V lithium battery. This almost ideal battery (lightweight, long service life and shelf life, resilient), is, however, expensive (costs around twice the price of an brand-name alkaline battery), hardly known and hard to get hold of. Caution: Never open or recharge lithium batteries!
- **Lithium ion (Li-Ion):** Very high energy density, lightweight, standard for more exacting requirements. Only available in special battery packs for high-tech equipment (notebooks, digital cameras, camcorders ...). Higher cell voltage around 3 to 4 V.
- **Lithium polymer:** Like Li-Ion but without liquid electrolytes; this makes flexible designs possible without rigid housing (flat). Is being increasingly used in small high-tech devices (cell phones).
- **Nickel cadmium NiCd:** Favorably priced, durable, long service life when used correctly, very high currents. No longer suitable for general applications since cadmium is a highly problematic toxic heavy metal. Only makes sense to use when the long service life is actually utilized and correct disposal is strictly adhered to. Mainly still used in cordless power tools.

Note:

It is not possible to transport lithium batteries by air, or only to a very limited extent.

The following batteries and accumulators are available:

- Rechargeable back-up battery
- Button cell
- Main rechargeable battery

Please read the notes under "More information".

## Accessories

### Batteries

#### Technical specifications

Article number	<b>6AV6671-5AD00-0AX0</b> Back-up battery Mobile Panel	<b>6ES7623-1AE01-5AA0</b> Lithium battery SIMATIC HMI, C7 and S7	<b>W79084-E1001-B2</b> Lithium battery SIMATIC HMI and C7	<b>6AV6671-5CL00-0AX0</b> Main battery Mobile Panel IWLAN
<b>General information</b>				
Product type designation	Rechargeable back-up battery Mobile Panel	Lithium battery	Lithium battery	Main battery Mobile Panel IWLAN
<b>Installation type/mounting</b>				
Wall mounting/direct mounting	Yes; in HMI devices, battery compartment			
<b>Supply voltage</b>				
Type of supply voltage	DC	DC	DC	DC
Rated value (DC)	3.6 V	3.6 V	3.6 V	7.2 V
<b>Battery</b>				
Battery charge indicator	No	No	No	No
Battery capacity	1.15 A·h	1.6 A·h	1.6 A·h	5.1 A·h
Energy density				36.7
Rechargeable	Yes	Yes	Yes	Yes
<b>Design</b>				
• Special design	Yes; flat	Yes; 2/3 AA	Yes; 2/3 AA	Yes; bent
<b>Technology</b>				
• Lithium-ion	Yes; 1/CP7/34/50 01 CGA	Yes; SL-361	Yes; SL-361	Yes; 2ICR19/65-2 CGR
<b>Accumulator</b>				
Energy density	7; Energy density: 7 Wh at 92 grams			36.7; Energy density: 36.7 Wh at 264 grams
<b>Degree and class of protection</b>				
IP (all-round)				IP20
<b>Standards, approvals, certificates</b>				
CE mark	Yes	Yes	Yes	Yes
UL approval	Yes			Yes
cULus	Yes			Yes
RoHS conformity	Yes	Yes	Yes	Yes
China RoHS compliance	Yes			
<b>Ambient conditions</b>				
<b>Amb. temperature during operation</b>				
• min.	0 °C; Don't charge below	0 °C	0 °C	0 °C; Don't charge below
• max.	55 °C	55 °C	55 °C	55 °C
<b>Relative humidity</b>				
• Operation, max.	90 %	90 %	90 %	90 %
<b>Mechanics/material</b>				
Material				
• Plastic				Yes; Enclosure, black
<b>Dimensions</b>				
Width	35 mm			75 mm
Height	50 mm	33 mm; Length	33 mm; Length	78 mm
Thickness	10 mm	14.7 mm; Diameter	14.7 mm; Diameter	33 mm
<b>Weights</b>				
Weight without packaging	38 g	14 g	12 g	320 g
<b>Scope of supply</b>				
Delivery quantity in pieces	1; incl. 65 mm connecting cable	1; Incl. 45 mm + 210 mm connecting cable	1; incl. 220 mm connecting cable	1
<b>Other</b>				
Merchandise	Yes; 1S1P CQA 103450A	Yes; SL-361 PGHK	Yes; SL2361 PGHK	Yes; BZQ/B8 32916
Manufacturer name	BMZ GmbH	Tadiran Batteries GmbH	Tadiran Batteries GmbH	BMZ GmbH
Manufacturer's address	Auf dem Stützelberg, 35745 Herborn, Germany	Industriestr. 22, 63654 Büdingen, Germany	Industriestr. 22, 63654 Büdingen, Germany	Auf dem Stützelberg, 35745 Herborn, Germany
Target devices	for Mobile Panel DP cabled, Mobile Panel PN cabled, Mobile Panel 277 IWLAN, Mobile Panel 277F IWLAN	for TD17, OP17, OP25, OP27, OP35, OP37, TP27, TP37, OP/TP270, MP 270, MP 270B, MP 370, C7-621, C7-623, C7-624, C7-626 and PG 7xx	For TD17, OP17, OP25, OP27, OP35, OP37, TP27, TP37, OP/TP270, MP270, MP270B, MP370	for Mobile Panel 277 IWLAN, Mobile Panel 277F IWLAN, Mobile Panel 277 IWLAN V2, Mobile Panel 277F IWLAN V2, Mobile Panel 277F IWLAN (RFID tag)
Note:	Dispose of battery (lithium) properly; hazardous product!			Successor is 6AV6671-5CL00-0AX1; dispose of battery (lithium) properly; hazardous product!



Ordering data	Article No.
<b>Rechargeable back-up battery for Mobile Panel for wired Mobile Panels</b>	<b>6AV6671-5AD00-0AX0</b>
<b>Lithium battery for SIMATIC HMI, C7, S7 and PG</b> including connecting cable (approx. 250 mm) and adapter cable	<b>6ES7623-1AE01-5AA0</b>
<b>Lithium battery for SIMATIC HMI and S7</b> Spare part Incl. connecting cable 210 mm	<b>W79084-E1001-B2</b>
<b>Main rechargeable battery for Mobile Panel IWLAN</b>	<b>6AV6671-5CL00-0AX0</b>
<b>Lithium battery (button cell) for SIMATIC IPC227D/IPC277D</b> Currently only as spare part in the EDN	<b>A5E30314053</b>
<b>Lithium battery (button cell) for SIMATIC IPC227E/IPC277E</b> Currently only as spare part in the EDN	<b>A5E34345932</b>
<b>Lithium battery (button cell) for SIMATIC IPC427E, IPC477E</b> Currently only as spare part in the EDN	<b>A5E34734290</b>

### More information

Accumulators are shipped with less than 30% of their maximum charging capacity to minimize risks during transport. A wide range of certificates <sup>1)</sup> are required for transport and import in some regions. These are available for download from our Customer Support.

Before first use, accumulators should always be recharged; this also ensures the longest possible service life of the accumulators.

<sup>1)</sup> Search for the "Article No." and set the filter to "Certificates".

#### Disposal of waste batteries and old electrical and electronic devices:

The device must not be disposed of with household waste (Battery Law, WEEE Directive). The waste bin symbol on the product, the batteries or the packaging means that the product and any batteries contained within it must not be disposed of with household waste. You are obliged to dispose of the product at an appropriate disposal point.

You can find out more about disposing of batteries and old electrical and electronic devices from the authorities in your city or community, the responsible waste disposal company, or the manufacturer.

#### Notes:

Photos and product images may differ from the actual product.

Detailed technical specifications, content information, quantities and compatible core products are listed online in the technical specifications of the respective accessory.

Industry Mall:

<https://mall.industry.siemens.com>

If you use the TIA Selection Tool (selection guide) to find your core product, the appropriate accessories are also displayed automatically. This facilitates selection of suitable accessories.

<http://www.siemens.com/tia-selection-tool>

Data sheets and manufacturer declarations are available for downloading in the Online Support area.

<http://support.automation.siemens.com>

Informative material for downloading can be found on the Internet:


<http://www.siemens.com/simatic/printmaterial>



## Accessories

### Fasteners

#### Overview



HMI accessories, fasteners

#### Fasteners

All parts required to install a SIMATIC device are listed here.

Depending on the device, various fasteners are available for attaching the panel.

- Memory card lock
- Wall brackets
- Mounting frame <sup>1)</sup>
- Mounting clip
- Mounting bracket
- Installation enclosure

<sup>1)</sup> The mounting frame for the USB HUB4 is contained in the service set (see "Service sets").

**Mounting frames** enable compliance with device-specific degrees of protection IP65, NEMA4x and NEMA12 if the thickness of the mounting plate is less than the minimum plate thickness specified in the operating instructions of the device. The mounting frames have been specially developed for thin plates.

#### Technical specifications

Article number	<b>6AV2181-4DM10-0AX0</b>	<b>6AV2181-4XM00-0AX0</b>
	Memory card lock 4"	Memory card lock 7" to 22"
<b>General information</b>		
Product type designation	Memory card lock 4"	Memory card lock 7" ... 22"
<b>Installation type/mounting</b>		
Wall mounting/direct mounting	Yes; Snap-on	Yes; Snap-on
<b>Degree and class of protection</b>		
IP (at the front)	IP20	IP20
<b>Standards, approvals, certificates</b>		
CE mark	Yes	Yes
<b>Ambient conditions</b>		
<b>Ambient temperature during operation</b>		
• min.	-40 °C	-40 °C
• max.	80 °C	80 °C
<b>Relative humidity</b>		
• Operation, max.	90 %	90 %
<b>Mechanics/material</b>		
Material		
• Plastic	Yes	Yes
<b>Dimensions</b>		
Width	25 mm	45 mm
Height	30 mm	59 mm
Thickness	10 mm	12 mm
<b>Weights</b>		
Weight without packaging	4 g; Per unit	6 g; Per unit
<b>Scope of supply</b>		
Delivery quantity in pieces	5	5
<b>Other</b>		
Merchandise	Yes	Yes
Manufacturer name	SIEMENS AG	SIEMENS AG
Manufacturer's address	Gleiwitzerstraße 555, 90475 Nuremberg, Germany	Gleiwitzerstraße 555, 90475 Nuremberg, Germany
Target devices	Comfort Panel 4"	Comfort Panels 7" to 22"

## Technical specifications (continued)

Article number	6AV6574-1AF04-4AA0	6AV6645-7CX04-1WP0	6AV6645-7CX05-1WP0
Mobile Panels wall bracket	Type 10	Type 11	Type 12
<b>General information</b>			
Product type designation	Wall-mount. bracket Mobile Panel, type 10	Wall-mount. bracket Mobile Panel, type 11	Wall-mounting bracket Mobile Client
<b>Installation type/mounting</b>			
Mounting in portrait format possible	Yes	Yes	Yes
Mounting in landscape format possible	No	No	No
<b>Standards, approvals, certificates</b>			
CE mark / RoHS conformity	Yes / Yes	No	Yes
<b>Ambient conditions</b>			
<b>Amb. temperature during operation</b>			
• min. / max.	-40 °C / 80 °C	-40 °C / 80 °C	-40 °C / 80 °C
<b>Relative humidity</b>			
• Operation, max.	90 %	90 %	90 %
<b>Mechanics/material</b>			
Enclosure material (front)			
• Sheet steel	Yes; Powder-coated	Yes; Powder-coated	Yes; Powder-coated
<b>Dimensions</b>			
Width x Height x Depth in mm	200 x 230 x 25; Constructive	200 x 400 x 25; Constructive	300 x 300 x 100; Constructive
<b>Weights</b>			
Weight without packaging	550 g; Without cable holder	880 g; Incl. cable holder	750 g; Without cable holder
<b>Scope of supply</b>			
Delivery quantity in pieces	1; Color: Black	1; Color: Black	1; Color: Black
<b>Other</b>			
Merchandise	Yes	Yes	Yes
Manufacturer name	SIEMENS AG		
Manufacturer's address	Gleiwitzerstraße 555, 90475 Nuremberg, Germany		
Target devices	Mobile Panel 170, Mobile Panel 177, Mobile Panel 277 IWLAN, Mobile Panel 277F IWLAN V1 and V2, without mounting parts	Mobile Panel 170, Mobile Panel 177, Mobile Panel 277 IWLAN, Mobile Panel 277F IWLAN, including cable holder, without mounting parts	MOBILE CLIENT900 and Mobile Panel 170, Mobile Panel 177, Mobile Panel 277 IWLAN, Mobile Panel 277F IWLAN
Note:	The trickle charge is only ensured with the 6AV6671-5CE00-0AX1 charging station.		
Article number	6AV6671-3CS00-0AX0	6AV6671-3CS01-0AX0	6AV6671-8XS00-0AX0
	Mounting frame 8" Touch	Mounting frame 8" Key	Mounting frame 10" to 12" Touch devices
<b>General information</b>			
Product type designation	Mounting frame 8" touch	Mounting frame 8" key	Mounting frame 10" ... 12" touch devices
<b>Installation type/mounting</b>			
Mounting in portrait format possible / Mounting in landscape format possible	Yes / Yes	Yes / Yes	Yes / Yes
<b>Standards, approvals, certificates</b>			
CE mark / RoHS conformity	Yes / Yes	Yes / Yes	Yes / Yes
<b>Ambient conditions</b>			
<b>Ambient temperature during operation</b>			
• min.	-40 °C	-40 °C	-40 °C
• max.	80 °C	80 °C	80 °C
<b>Relative humidity</b>			
• Operation, max.	90 %	90 %	90 %
<b>Mechanics/material</b>			
Enclosure material (front)			
• Sheet steel	Yes	Yes	Yes
<b>Scope of supply</b>			
Delivery quantity in pieces	1	1	1
<b>Other</b>			
Merchandise	Yes	Yes	Yes
Manufacturer name	SIEMENS AG	SIEMENS AG	SIEMENS AG
Manufacturer's address	Gleiwitzerstraße 555, 90475 Nuremberg, Germany		
Target devices	For MP277 8" touch	For MP 277 8" key	For KTP1000 Basic, MP277 10" touch, MP377 12" touch, Thin Client 10"

## Accessories

### Fasteners

#### Technical specifications (continued)

Article number	<b>6AV6671-8XK00-0AX2</b> Plastic mounting clip	<b>6AV6671-8XK00-0AX1</b> Spring mounting clip	<b>6AV6671-8XK00-0AX0</b> Aluminum mounting clip	<b>6AV6671-8XK00-0AX3</b> Steel mounting clip	<b>6AV6671-8XK00-0AX4</b> Steel mounting clamp
<b>General information</b>					
Product type designation	Mounting clip, plastic	Mounting clip, spring	Mounting clip, aluminum	Mounting clip, steel	Mounting bracket, steel
<b>Installation type/mounting</b>					
Mounting in portrait format possible	Yes	Yes	Yes	Yes	Yes
Mounting in landscape format possible	Yes	Yes	Yes	Yes	Yes
<b>Standards, approvals, certificates</b>					
RoHS conformity		Yes	Yes		
<b>Ambient conditions</b>					
<b>Ambient temperature during operation</b>					
• min.	-40 °C	-40 °C	-40 °C	-40 °C	-40 °C
• max.	80 °C	80 °C	80 °C	80 °C	80 °C
<b>Relative humidity</b>					
• Operation, max.	90 %	90 %	90 %	90 %	90 %
<b>Mechanics/material</b>					
Enclosure material (front)					
• Plastic	Yes	Yes; For 1 ... 4 mm sheet thickness			
• Aluminum			Yes		
• Sheet steel				Yes	Yes
Screw type					
• 4.5 V	Yes; Original partially Phillips screw		Yes	Yes	Yes
<b>Dimensions</b>					
Width	30 mm	20 mm	15 mm	20 mm	142 mm
Height	17 mm; Without screw	35 mm	21 mm; Without screw	15 mm; Without screw	18 mm; Without screw
Thickness	8 mm	20 mm	15 mm	8 mm	8 mm
<b>Weights</b>					
Weight without packaging	4 g; Per unit	8 g; Per unit	5 g; Per unit	4 g; Per unit	30 g; Per unit
<b>Scope of supply</b>					
Delivery quantity in pieces	20	20; Spring-loaded terminals	20	20	10
<b>Other</b>					
Merchandise	Yes	Yes	Yes	Yes	Yes
Manufacturer name	SIEMENS AG	SIEMENS AG	SIEMENS AG	SIEMENS AG	SIEMENS AG
Manufacturer's address	Gleiwitzerstraße 555, 90475 Nuremberg, Germany	Gleiwitzerstraße 555, 90475 Nuremberg, Germany	Gleiwitzerstraße 555, 90475 Nuremberg, Germany	Gleiwitzerstraße 555, 90475 Nuremberg, Germany	Gleiwitzerstraße 555, 90475 Nuremberg, Germany
Target devices	for TD17, OP7, OP17, OP73, OP77A/B, TP/OP17x except TP177 4", Push Button Panel, Key Panel, empty front design, KP300 Basic mono, Basic 2nd, KTP400 Comfort, USB hub, sheet thickness 2 ... 6 mm	TP177-4", TP/OP 277-6", MP177-6, MP277-10" T, MP277-8", MP277-8"T, MP277-10"K, MP377 12-19", TC 10", TC 15", KTP400 Basic mono, KTP600 Basic, KTP1000, KTP1500, KP700 Comfort, TP700 Comfort, KP900 Comfort, TP900 Comfort, KP1200 Comfort, TP1200 Comfort and IPC 277D 7, 9, 12"	TP177-4", TP/OP277-6", MP177-6, MP277-10"T, MP277-8", MP277-8"T, MP277-10"K, MP377 12"-19", TC 10", TC 15", KTP400 Basic mono, KTP600 Basic, KTP1000 Basic, TP1500 Basic, KP700 Comfort, TP700 Comfort, KP900 Comfort, TP900 Comfort, KP1200 Comfort, TP1200 Comfort and IPC277D 7", 9", 12"	15", 19" and 22" widescreen - Comfort Panels, IPCs, Flat Panels and Thin Clients. Plate thicknesses up to 6 mm	15", 19" and 22" widescreen - Comfort Panels, IPCs, Flat Panels and Thin Clients, except SCD1900 19" widescreen. Plate thicknesses up to 6 mm
Note:				Function-compatible to article number 6AV6671-8XK00-0AX4	

**Technical specifications** (continued)

Article number	<b>6AV6671-6AP00-0AX0</b>	<b>6AV6671-6AP00-0AX1</b>
	Mounting clip Thin Client	Spring mounting clip Thin Client
<b>General information</b>		
Product type designation	Mounting clip, aluminum	Mounting clip, spring
<b>Installation type/mounting</b>		
Mounting in portrait format possible	Yes	Yes
Mounting in landscape format possible	Yes	Yes
<b>Standards, approvals, certificates</b>		
RoHS conformity		Yes
<b>Ambient conditions</b>		
<b>Ambient temperature during operation</b>		
• min.	-40 °C	-40 °C
• max.	80 °C	80 °C
<b>Relative humidity</b>		
• Operation, max.	90 %	90 %
<b>Mechanics/material</b>		
Enclosure material (front)		
• Plastic		Yes; For 1 ... 4 mm sheet thickness
• Sheet steel	Yes	
Screw type		
• 4,5 V	Yes	
<b>Dimensions</b>		
Width	15 mm	20 mm
Height	20 mm; Without screw	35 mm
Thickness	15 mm	20 mm
<b>Weights</b>		
Weight without packaging	4 g; Per unit	8 g; Per unit
<b>Scope of supply</b>		
Delivery quantity in pieces	6; Incl. screw	6; Spring-loaded terminals
<b>Other</b>		
Merchandise	Yes	Yes
Manufacturer name	SIEMENS AG	SIEMENS AG
Manufacturer's address	Gleiwitzerstraße 555, 90475 Nuremberg, Germany	Gleiwitzerstraße 555, 90475 Nuremberg, Germany
Target devices	SIMATIC Thin Client	SIMATIC Thin Client
Note:		Function-compatible to article number 6AV6671-8XK00-0AX1

## Accessories

### Fasteners

#### Technical specifications (continued)

Article number	<b>6AV6881-2AM12-1AA0</b>	<b>6AV6881-2AM12-2AA0</b>
	Switch housing KP8F	Switch housing KP8
<b>General information</b>		
Product type designation	Fixing element	Fixing element
<b>Control elements</b>		
Version of actuating element	1x emergency stop (1 NC contact / 1 NO contact)	Without, with 2x 22.5 mm blanking plugs
Operating principle of the actuating element	Latching, rotate to unlatch	
With parameterizable keys	Yes; Retrofittable with KP8F (not included in the scope of supply)	Yes; Retrofittable with KP8 or KP8F (not included in the scope of supply)
Contact configuration	1 NC contact, 1 NO contact	Optionally retrofittable with switch, pushbutton, keyswitch, etc.
<b>Installation type/mounting</b>		
Mounting	For horizontal and vertical mounting	For horizontal and vertical mounting
Mounting type	Backplane mounting	Backplane mounting
Mounting in portrait format possible	Yes	Yes
Mounting in landscape format possible	Yes	Yes
<b>Degree and class of protection</b>		
IP65 (all-round)	Yes; IP65 fully enclosed	Yes; IP65 fully enclosed
<b>Ambient conditions</b>		
Suited for indoor use	Yes	Yes
Suited for outdoor use	No	No
<b>Ambient temperature during operation</b>		
• min.	0 °C; Operating temperature KP8F must always be maintained	0 °C; Operating temperature KP8 or KP8F must always be maintained
• max.	40 °C; Operating temperature KP8F must always be maintained	40 °C; Operating temperature KP8 or KP8F must always be maintained
<b>Relative humidity</b>		
• Operation, max.	90 %	90 %
• Condensation permissible	No	No
<b>Mechanics/material</b>		
Material	aluminum	aluminum
• Aluminum	Yes; Powder-coated	Yes; Powder-coated
<b>Dimensions</b>		
Width	259 mm	259 mm
Height	128 mm	128 mm
Depth	90 mm	90 mm
<b>Scope of supply</b>		
Delivery quantity in pieces	1; Bopla #115234 aluminum enclosure	1; Bopla #115234 aluminum enclosure
Components included	1x Icotek cable entry KEL-ER B4 incl. various grommets	1x Icotek cable entry KEL-ER B4 incl. various grommets
<b>Other</b>		
Merchandise	Yes	Yes
Manufacturer name	SIEMENS AG	SIEMENS AG
Manufacturer's address	Gleiwitzerstraße 555, 90475 Nuremberg, Germany	Gleiwitzerstraße 555, 90475 Nuremberg, Germany
Target devices	Suitable for the installation of KP8, KP8F, do not exceed the maximum operating temperature of the KP!	Suitable for the installation of KP8, KP8F, do not exceed the maximum operating temperature of the KP!
Note:	IP65 can only be attained if a key panel and a cable entry are properly installed.	IP65 can only be attained if a key panel and a cable entry are properly installed.

Ordering data	Article No.
<b>Mounts and interlocks</b>	
<b>Memory card lock</b> <ul style="list-style-type: none"> <li>• 4"</li> <li>• 7" ... 22"</li> </ul>	<b>6AV2181-4DM10-0AX0</b> <b>6AV2181-4XM00-0AX0</b>
<b>Wall bracket for Mobile Panels</b> <ul style="list-style-type: none"> <li>• Type 10, for Mobile Panel and Mobile Client900, without cable storage</li> <li>• Type 13, for KTP Mobile Panels</li> </ul>	<b>6AV6574-1AF04-4AA0</b> <b>6AV2181-5AG80-0AX0</b>
<b>For IP65 installation of panels in thin-walled mounting plates</b>	
<b>Mounting frame</b> <ul style="list-style-type: none"> <li>• 8" Touch</li> <li>• 10"/12" Touch</li> <li>• For 8" Key</li> </ul>	<b>6AV6671-3CS00-0AX0</b> <b>6AV6671-8XS00-0AX0</b> <b>6AV6671-3CS01-0AX0</b>
<b>Mounting clip/bracket for practical mounting of SIMATIC Panels, Thin Clients and IPCs</b>	
<b>Mounting clip</b> <ul style="list-style-type: none"> <li>• Aluminum</li> <li>• Spring</li> <li>• Plastic</li> <li>• Steel</li> <li>• Die-cast aluminum</li> <li>• Thin client</li> <li>• Spring thin client</li> </ul>	<b>6AV6671-8XK00-0AX0</b> <b>6AV6671-8XK00-0AX1</b> <b>6AV6671-8XK00-0AX2</b> <b>6AV6671-8XK00-0AX3</b> <b>6AV2185-8MA00-0AA0</b> <b>6AV6671-6AP00-0AX0</b> <b>6AV6671-6AP00-0AX1</b>
<b>Mounting bracket</b> Steel	<b>6AV6671-8XK00-0AX4</b>
<b>VESA 100/75 flange adapter</b> Adapter for PRO devices in IP20. Can be used with all PRO devices with matching tube connector for support arm systems.	<b>6AV6881-0AD56-0AA0</b>
<b>Installation enclosure for KP8 and KP8F</b> Prefabricated IP65 installation enclosure for KP8 and KP8F, including 2 x 22.5 mm cutouts for long stroke keys or switches. Supplied with blanking covers. Max. of 4 cables can be connected in IP65, cable sleeves enclosed. The enclosure can be permanently mounted or used as a portable device. The Key Panel is not included in the scope of supply.	<b>6AV6881-2AM12-2AA0</b>
<b>Installation enclosure KP8F</b> Prefabricated IP65 installation enclosure KP8F, including 1x 22.5 mm cutout. Supplied with an emergency stop button. Max. of 4 cables can be connected in IP65, cable sleeves enclosed. The enclosure can be permanently mounted or used as a portable device. The Key Panel is not included in the scope of supply.	<b>6AV6881-2AM12-1AA0</b>

**More information**Note:

Photos and product images may differ from the actual product.

Detailed technical specifications, content information, quantities and compatible core products are listed online in the technical specifications of the respective accessory.

Industry Mall:

<https://mall.industry.siemens.com>

If you use the TIA Selection Tool (selection guide) to find your core product, the appropriate accessories are also displayed automatically. This facilitates selection of suitable accessories.

<http://www.siemens.com/tia-selection-tool>

Data sheets and manufacturer declarations are available for downloading in the Online Support area.

<http://support.automation.siemens.com>

Informative material for downloading can be found on the Internet:

<http://www.siemens.com/simatic/printmaterial>

## Accessories

### Labeling strips

#### Overview



HMI accessories, labeling strips

#### Labeling strips and printable films

Labeling strips enable keys and pushbuttons to be labeled. Print templates for the Panels and IPCs are available for downloading free of charge (in SIOS Entry ID: 11274631). These enable you to produce transparent films on your own printer.

Perforated labeling strips are available for some classic panels. In this case, make sure that a suitable printer is used.

The thickness of the films should be between 100 and 125 µm.

- Labeling strips
- Front film
- Labeling set
- Protective pouch

#### Note:

Protective front films which are specially designed for holding labeling strips are available for Mobile Panel 2<sup>nd</sup> Generation. The labeling strips can be printed on standard film and attached to the front with adhesive pads. The protective film is then adhered evenly over the Mobile front.

#### Technical specifications

Article number	6AV6574-1AB00-2BA0	6ES7272-1BF00-7AA0	6AV6671-0AP00-0AX0	6AV6671-5BF00-0AX0	6AV6574-1AB04-4AA0
	Labeling strips MP 37x Key	TD100C front film, blank	TD400C front film, blank	Labeling set Mobile Panel 277	Protective pouch for labeling strips
<b>General information</b>					
Product type designation	Labeling strip MP 37x key	Front membrane TD100C, blank	Front membrane TD400C, blank	Labeling set Mobile Panel 277	Protective sleeve labeling strips
<b>Installation type/mounting</b>					
Mounting in portrait format possible	Yes	Yes	Yes	Yes	Yes
Mounting in landscape format possible	Yes	Yes	Yes	Yes	Yes
<b>Standards, approvals, certificates</b>					
CE mark		Yes	Yes	Yes	
RoHS conformity			Yes		
<b>Ambient conditions</b>					
<b>Ambient temperature during operation</b>					
• min.	-40 °C	-40 °C	-40 °C	-40 °C	-40 °C
• max.	80 °C	80 °C	80 °C	80 °C	80 °C
<b>Relative humidity</b>					
• Operation, max.	90 %	90 %	90 %	90 %	90 %
<b>Mechanics/material</b>					
Enclosure material (front)					
• Plastic	Yes; DIN A4 perforated sheets				
<b>Dimensions</b>					
Width	210 mm	210 mm	210 mm	210 mm	170 mm; Approximate dimension
Height	297 mm	297 mm	297 mm	297 mm	115 mm; Approximate dimension
Thickness	0.13 mm; Max. tolerance ± 0.03 mm				
Width of the housing front			163 mm		
Height of housing front			91 mm		
<b>Weights</b>					
Weight without packaging	45 g				

**Technical specifications** (continued)

Article number	<b>6AV6574-1AB00-2BA0</b> Labeling strips MP 37x Key	<b>6ES7272-1BF00-7AA0</b> TD100C front film, blank	<b>6AV6671-0AP00-0AX0</b> TD400C front film, blank	<b>6AV6671-5BF00-0AX0</b> Labeling set Mobile Panel 277	<b>6AV6574-1AB04-4AA0</b> Protective pouch for labeling strips
<b>Scope of supply</b>					
Delivery quantity in pieces	1; Contains two sets	10	10	2; 2 sheets with 3 labeling strips each, incl. corner seals, O-ring, replacement screw, decorative film for corner seal	5
• Number of films per sheet		6	2	6	
• Parts per unit	2; One set comprises a set of vertical and a set of horizontal labeling strips	60	20	6	1
<b>Other</b>					
printable with laser printer	Yes; Test printer suitability beforehand. No liability for printer damage	Yes	Yes	Yes	No
Merchandise	Yes	Yes	Yes	Yes	Yes
Manufacturer name	SIEMENS AG	SIEMENS AG	SIEMENS AG	SIEMENS AG	SIEMENS AG
Manufacturer's address	Gleiwitzerstraße 555, 90475 Nuremberg, Germany	Gleiwitzerstraße 555, 90475 Nuremberg, Germany	Gleiwitzerstraße 555, 90475 Nuremberg, Germany	Gleiwitzerstraße 555, 90475 Nuremberg, Germany	Gleiwitzerstraße 555, 90475 Nuremberg, Germany
Target devices	For MP 370 key, MP 377 key	For TD100C	For TD400C	For Mobile Panel 277	For Mobile Panel 170, Mobile Panel 177
Note:	Transparent film, keys pre-printed in gray, LED area free				



## Accessories

### Labeling strips

#### Technical specifications (continued)

Article number	<b>6AV2181-5DJ10-0AX0</b>	<b>6AV2181-5GJ10-0AX0</b>	<b>6AV2181-5JJ10-0AX0</b>
	Labeling set 4" wide, type 13	Labeling set 7" wide, type 13	Labeling set 9" wide, type 13
<b>General information</b>			
Product type designation	Labeling set 4" widescreen	Labeling set 7" widescreen	Labeling set 9" widescreen
<b>Installation type/mounting</b>			
Mounting in portrait format possible	Yes	Yes	Yes
Mounting in landscape format possible	Yes	Yes	Yes
<b>Ambient conditions</b>			
Suited for indoor use	Yes; Resistant to alcohol, dilute acids, diluted alkaline solutions, hydro-carbons, household cleaning agents	Yes; Resistant to alcohol, dilute acids, diluted alkaline solutions, hydro-carbons, household cleaning agents	Yes; Resistant to alcohol, dilute acids, diluted alkaline solutions, hydro-carbons, household cleaning agents
<b>Ambient temperature during operation</b>			
• min.	-40 °C	-40 °C	-40 °C
• max.	80 °C	80 °C	80 °C
<b>Relative humidity</b>			
• Operation, max.	90 %	90 %	90 %
<b>Mechanics/material</b>			
Enclosure material (front)			
• Plastic	Yes; Anti-glare 55 %, hardness 3H	Yes; Anti-glare 55 %, hardness 3H	Yes; Anti-glare 55 %, hardness 3H
<b>Dimensions</b>			
Width	168 mm	224 mm	283 mm
Height	120 mm	149 mm	178 mm
Thickness	0.125 mm	0.125 mm	0.125 mm
<b>Weights</b>			
Weight without packaging	60 g	80 g	100 g
<b>Scope of supply</b>			
Delivery quantity in pieces	5	5	5
Components included	including 20 double-sided adhesive dots	including 20 double-sided adhesive dots	including 20 double-sided adhesive dots
<b>Other</b>			
printable with laser printer	No	No	No
Merchandise	Yes	Yes	Yes
Manufacturer name	SIEMENS AG	SIEMENS AG	SIEMENS AG
Manufacturer's address	Gleiwitzerstraße 555, 90475 Nuremberg, Germany	Gleiwitzerstraße 555, 90475 Nuremberg, Germany	Gleiwitzerstraße 555, 90475 Nuremberg, Germany
Target devices	KTP400F Mobile	KTP700 Mobile, KTP700F Mobile	KTP900 Mobile, KTP900F Mobile

Ordering data	Article No.
<b>Labeling strips</b> for MP 377 Key	<b>6AV6574-1AB00-2BA0</b>
<b>Front film TD100C</b> blank	<b>6ES7272-1BF00-7AA0</b>
<b>Front film TD400C</b> blank	<b>6AV6671-0AP00-0AX0</b>
<b>Labeling set</b> for Mobile Panel 277	<b>6AV6671-5BF00-0AX0</b>
<b>Widescreen labeling set</b>	
• 4" widescreen for KTP400F Mobile 4"	<b>6AV2181-5DJ10-0AX0</b>
• 7" widescreen for KTP700 Mobile, KTP700F Mobile	<b>6AV2181-5GJ10-0AX0</b>
• 9" widescreen for KTP900 Mobile, KTP900F Mobile	<b>6AV2181-5JJ10-0AX0</b>
<b>Protective pouch</b> for Mobile Panel 170/177	<b>6AV6574-1AB04-4AA0</b>

### More information

#### Notice:

The labeling strips, blank films, and protective films should be printed at a printing works. Further details on printing the films can be found in the respective Technical Specifications.

Templates can be used to create labeling strips for SIMATIC HMI devices. Alternatively, a tool for the creation of labeling strips is available.

Download templates from:

<http://support.automation.siemens.com/WW/view/en/11274631>  
and

Label Creator Download from:

<http://support.automation.siemens.com/WW/view/en/61507590>

#### Note:

Photos and product images may differ from the actual product.

Detailed technical specifications, content information, quantities and compatible core products are listed online in the technical specifications of the respective accessory.

Industry Mall:

<https://mall.industry.siemens.com>

If you use the TIA Selection Tool (selection guide) to find your core product, the appropriate accessories are also displayed automatically. This facilitates selection of suitable accessories.

<http://www.siemens.com/tia-selection-tool>

Data sheets and manufacturer declarations are available for downloading in the Online Support area.

<http://support.automation.siemens.com/>

Informative material for downloading can be found on the Internet:

<http://www.siemens.com/simatic/printmaterial>

## Accessories

### Input devices

#### Overview



HMI accessories, mouse

#### **Input devices**

Input devices are all those devices via which information can be supplied to a computer or panel. This enables interaction with a program.

SIMATIC HMI input devices are specially designed for operation on panels and industrial PCs in industrial environments. Trade goods, which are identified as such in the technical specifications, have been approved by the manufacturer for typical office applications. Siemens does not always carry out in-depth industrial testing on trade goods.

The following input devices are available for use with IPCs and panels:

- Membrane keyboard
- Built-in keyboard
- Removable keyboard
- USB mouse
- User identification
- RFID components

RFID components make it possible to log on to a suitable HMI panel or IPC using a chip card. The RFID reader is connected to the panel via USB. Installation is described in detail in the FAQs:

<https://support.industry.siemens.com/cs/ww/en/view/99808171>

Suitable RFID system card types:

- ISO 15693, dimensions: 85 x 54 x 0.8 mm (L x W x H)
- ISO 15693, dimensions: 50 x 3.5 mm (D x H) disc
- MOBY E (MIFARE, ISO 14443), dimensions: 85 x 54 x 0.8 mm (L x W x H)
- MOBY E (MIFARE, ISO 14443), dimensions: 85 x 54 x 2.5 mm (L x B x H)

## Technical specifications

Article number	6AV6881-0AU14-0AA0	6AV6881-0AU14-1AA0
	USB keyboard GER, TKL-105	USB keyboard INT, TKL-105
<b>General information</b>		
Product type designation	USB keyboard GERMAN	USB keyboard international US
<b>Control elements</b>		
Version of actuating element	Long-stroke key with 4 mm contact travel	
Operating principle of the actuating element	Keyboard with long-stroke keys with membrane switching contacts	
<b>Keyboard fonts</b>		
• Design	Keyboard with long-stroke keys	Keyboard with long-stroke keys
• Keyboard assignment	105 keys, German layout	105 keys, international US layout
• Color of the buttons	Black	Black
• Color of the key inscription	White	White
• Key illumination	No	No
• Function keys		
- Number of function keys	12	12
• Number pad	Yes	Yes
• Status LED displays	Yes; Num, Caps and Scroll	
- for number pad	Yes	Yes
- for Shift keys	Yes	Yes
<b>Connection type</b>		
• USB	Yes; USB 2.0 type A	Yes; USB 2.0 type A
• PS/2	No	No
• Cable length	1.5 m	1.5 m
<b>Frame size/design</b>		
• Standard	Yes; For industrial applications	Yes; For industrial applications
<b>Installation type/mounting</b>		
Rack mounting	No; Desktop housing	No; Desktop housing
<b>Supply voltage</b>		
Rated value (DC)	5 V; via USB	5 V; via USB
<b>Battery</b>		
Battery charge indicator	No; maintenance-free	No; maintenance-free
<b>Interfaces</b>		
Number of USB interfaces	1; USB 2.0	1; USB 2.0
<b>Degree and class of protection</b>		
IP65 (all-round)	Yes; IP68 all-round and dishwasher safe	
IP (at the front)	USB connector without degree of protection	
<b>Standards, approvals, certificates</b>		
CE mark	Yes	Yes
UL approval	Yes; cUL	Yes; cUL
cULus	Yes; cUL	Yes; cUL
KC approval	Yes	Yes
EAC (formerly Gost-R)	Yes	Yes
RoHS conformity	Yes	Yes
Suitable for safety functions	No	No

Article number	6AV6881-0AU14-0AA0	6AV6881-0AU14-1AA0
	USB keyboard GER, TKL-105	USB keyboard INT, TKL-105
<b>Ambient conditions</b>		
Suited for indoor use	Yes	Yes
Suited for outdoor use	No; Possible under certain conditions	
<b>Ambient temperature during operation</b>		
• min.	0 °C	0 °C
• max.	70 °C	70 °C
<b>Relative humidity</b>		
• Operation, max.	80 %; no condensation	
• Condensation permissible	No	No
<b>Runs under operating system</b>		
• Windows CE	Yes	Yes
• Windows Vista	Yes	Yes
• Windows XP	Yes	Yes
• Windows 7	Yes	Yes
• Windows 10	Yes	Yes
<b>Cables</b>		
Cable length	1.5 m; USB	1.5 m; USB
<b>Mechanics/material</b>		
Material		
• Plastic	Yes; Black	Yes; Black
Enclosure material (front)		
• Plastic	Yes; ABS with antimicrobial coating	
Enclosure color (front)	Black	Black
Enclosure color (rear)	Black	Black
<b>Service life</b>		
• Number of operating cycles, keys	10 000 000; Operations (minimum)	
<b>Dimensions</b>		
Width	459 mm	459 mm
Height	35 mm	35 mm
Depth	174 mm	174 mm
<b>Weights</b>		
Weight without packaging	800 g	800 g
<b>Scope of supply</b>		
Delivery quantity in pieces	1	1
<b>Other</b>		
Merchandise	Yes; GETT TKL-105	Yes; GETT TKL-105
Manufacturer name	GETT Gerätetechnik GmbH	
Manufacturer's address	Mittlerer Ring 1, 08233 Treuen (Vogtland), Germany	
Target devices	For SIMATIC HMI devices and IPCs with the appropriate slot	
Note:	Corresponds to KL21203	Corresponds to KL24603

## Accessories

### Input devices

#### Technical specifications (continued)

Article number	<b>6AV7674-1NE00-0AA0</b> USB keyboard INT for 16:9 PRO devices	<b>6AV7674-1NE01-0AA0</b> Tray for 16:9 PRO devices
<b>General information</b>		
Product type designation	Stainless steel keyboard	Tray incl. 2x USB
<b>Keyboard fonts</b>		
• Design	Keyboard with short-stroke keys	
• Keyboard assignment	English	
• Color of the buttons	Stainless steel	
• Color of the key inscription	Black	
• Key illumination	No	
• Function keys		
- Number of function keys	12	
• Number pad	Yes; Free-standing	
• Status LED displays	Yes; Num, Caps and Scroll	
- for number pad	Yes	
- for Shift keys	Yes	
<b>Connection type</b>		
• USB	Yes; Type A	Yes; USB 2.0
• PS/2	No	No
• Cable length	1.5 m; Typical	500 mm; Typical
<b>Frame size/design</b>		
• Standard	Yes; For industrial applications	
• Ergonomic	Yes; 90° adjustable / tiltable	
<b>Ergonomics</b>		
• Trackball rest	No	No
• Adjustable height	Yes; By adjusting inclination angle 0° to 90°	
<b>Installation type/mounting</b>		
Mounting	Max. load bearing capacity of 2 kg	
Mounting type	Suitable for PRO devices	
maximum permissible angle of inclination without external ventilation	90°; Between 0° and 90° in steps of 15°	90°; Between 0° and 90° in steps of 15°
<b>Supply voltage</b>		
Type of supply voltage	via USB	
<b>Interfaces</b>		
Number of USB interfaces		2; USB 2.0
<b>Degree and class of protection</b>		
IP65 (all-round)	Yes	Yes; IP65 fully enclosed (when protective cover is closed)
Splashproof	Yes	
<b>Standards, approvals, certificates</b>		
CE mark	Yes	
RoHS conformity	Yes	Yes

Article number	<b>6AV7674-1NE00-0AA0</b> USB keyboard INT for 16:9 PRO devices	<b>6AV7674-1NE01-0AA0</b> Tray for 16:9 PRO devices
<b>Ambient conditions</b>		
<b>Ambient temperature during operation</b>		
• min.	0 °C	0 °C
• max.	45 °C	45 °C
<b>Relative humidity</b>		
• Operation, max.	80 %; no condensation	
• Condensation permissible	No; Condensation not permissible	
<b>Runs under operating system</b>		
• Windows CE	Yes	
• Windows Vista	Yes	
• Windows XP	Yes	
• Windows 7	Yes	
• Windows 8	Yes	
<b>Mechanics/material</b>		
Material		
• Aluminum	Yes; Powder-coated, RAL 9006	
• Stainless steel	Yes; Keyboard itself	
<b>Service life</b>		
• Number of operating cycles, keys	10 000 000; Operations (minimum)	
<b>Dimensions</b>		
Width	481 mm	500 mm
Height	20 mm	64 mm
Depth	171.6 mm	200 mm
<b>Weights</b>		
Weight without packaging	3 700 g	3 000 g
<b>Scope of supply</b>		
Delivery quantity in pieces	1; With support arm bracket	1; With support arm bracket, without keyboard
Components included	A basic adapter is required for mounting. This must be ordered separately.	
<b>Other</b>		
Merchandise	Yes; Trade goods: Sasse 1580.9906433	Yes; Trade goods: Sasse 1580.9906434
Manufacturer name	SIEMENS AG	
Manufacturer's address	Gleiwitzerstraße 555, 90475 Nuremberg, Germany	
Target devices	Merchandise suitable for 16:9 PRO devices	

## Technical specifications (continued)

Article number	6GF6710-2AC	6GF6710-2BC
	PS2 membrane keyboard GER, touchpad	PS2 membrane keyboard INT, touchpad
<b>General information</b>		
Product type designation	PS/2 membrane keyboard DEU	PS/2 membrane keyboard INT
<b>Keyboard fonts</b>		
• Design	Membrane keyboard	Membrane keyboard
• Keyboard assignment	B3F, 101/102 or 104/105 OMRON	
• Key illumination	No	No
• Function keys		
- Number of function keys	12	12
- Programmable	Yes	Yes
• Number pad	Yes	Yes
• Status LED displays	Yes; Num, Caps and Scroll	Yes; Num, Caps and Scroll
- for number pad	Yes	Yes
- for Shift keys	Yes	Yes
<b>Connection type</b>		
• USB	Yes; With PS/2 USB adapter (not included in the scope of delivery)	
• PS/2	Yes	Yes
• Cable length	1.75 m	1.75 m
<b>Frame size/design</b>		
• Standard	Yes; For industrial applications	Yes; For industrial applications
<b>Installation type/mounting</b>		
Rack mounting	No; Desktop housing	No; Desktop housing
<b>Battery</b>		
Battery charge indicator	No; maintenance-free	No; maintenance-free
<b>EMC</b>		
<b>Emission of radio interference acc. to EN 55 011</b>		
• Limit class A, for use in industrial areas	Yes	Yes
<b>Degree and class of protection</b>		
IP65 (all-round)	Yes	Yes
IP (at the front)	IP65	IP65
IP65 at front	Yes	Yes
IP65 rear	Yes	Yes
Splashproof	Yes	Yes
<b>Standards, approvals, certificates</b>		
CE mark	Yes	Yes
RoHS conformity	Yes	Yes

Article number	6GF6710-2AC	6GF6710-2BC
	PS2 membrane keyboard GER, touchpad	PS2 membrane keyboard INT, touchpad
<b>Ambient conditions</b>		
<b>Ambient temperature during operation</b>		
• min.	0 °C	0 °C
• max.	40 °C	40 °C
<b>Relative humidity</b>		
• Operation, max.	90 %; no condensation	
• Condensation permissible	No	No
<b>Runs under operating system</b>		
• Windows CE	Yes	Yes
• Windows Vista	Yes	Yes
• Windows XP	Yes	Yes
• Windows 7	Yes	Yes
<b>Mechanics/material</b>		
Material		
• Plastic	Yes; AUTOTEX (R) V150	
• Sheet steel	No	No
Enclosure material (front)		
• Plastic	Yes; AUTOTEX (R) V150	
<b>Service life</b>		
• Number of operating cycles, keys	1 000 000; Operations (minimum)	1 000 000; Operations (minimum)
<b>Dimensions</b>		
Width	478.5 mm	478.5 mm
Height	28 mm	28 mm
Depth	180 mm	180 mm
<b>Weights</b>		
Weight without packaging	2 260 g	2 260 g
<b>Scope of supply</b>		
Delivery quantity in pieces	1; Membrane keyboard with mouse pad	
<b>Other</b>		
Merchandise	Yes; K-547	Yes; K-547
Manufacturer name	TIPRO Ltd.	TIPRO Ltd.
Manufacturer's address	Ljubljanska cesta 64, SI-1290 Grosuplje	Ljubljanska cesta 64, SI-1290 Grosuplje
Target devices	Suitable for IPC and HMI devices with the corresponding interfaces (see manual)	Suitable for IPC and HMI devices with the corresponding interfaces (see manual)
Note:	Suitable PS/2 USB adapter (keyboard/mouse): 1x USB 1.1, plug A on 2x PS/2 sockets, 0.20 m, black; manufacturer: Renkforce; supply by Conrad Elektronik, order no.: 1360251 - 62	

## Accessories

### Input devices

#### Technical specifications (continued)

Article number	<b>6GF6710-3BJ</b> PS2 keyboard 19" GER Trackb.	<b>6GF6710-3BK</b> PS2 keyboard 19" INT Trackb.
<b>General information</b>		
Product type designation	PS/2 withdrawable keyboard DEU	PS/2 withdrawable keyboard INT
<b>Keyboard fonts</b>		
• Design	Membrane keyboard	Membrane keyboard
• Keyboard assignment	84 (Germany (QWERTZ))	84 (US version)
• Color of the buttons	Light gray	Light gray
• Color of the key inscription	Dark gray	Dark gray
• Key illumination	No	No
• Function keys		
- Number of function keys	12	12
• Number pad	Yes; Integrated into key layout	Yes; Integrated into key layout
• Status LED displays	Yes; Num, Caps, Scroll and Pad	Yes; Num, Caps, Scroll and Pad
- for number pad	Yes	Yes
- for Shift keys	Yes	Yes
<b>Connection type</b>		
• Bluetooth radio standard	No	No
• USB	No	No
• PS/2	Yes	Yes
• Cable length	1.5 m	1.5 m
<b>Frame size/design</b>		
• Standard	Yes; For industrial applications	Yes; For industrial applications
<b>Installation type/mounting</b>		
Rack mounting	Yes	Yes
Front mounting	No	No
Wall mounting/direct mounting	No	No
maximum permissible angle of inclination without external ventilation	0°	0°
<b>Supply voltage</b>		
Type of supply voltage	via PS/2	via PS/2
<b>Battery</b>		
Battery charge indicator	No; maintenance-free	No; maintenance-free
<b>Degree and class of protection</b>		
IP65 at front	No	No
IP20 rear	Yes	Yes
IP65 rear	No	No
Splashproof	No	No
<b>Standards, approvals, certificates</b>		
CE mark	Yes	Yes
RoHS conformity	Yes	Yes

Article number	<b>6GF6710-3BJ</b> PS2 keyboard 19" GER Trackb.	<b>6GF6710-3BK</b> PS2 keyboard 19" INT Trackb.
<b>Ambient conditions</b>		
<b>Ambient temperature during operation</b>		
• min.	0 °C	0 °C
• max.	50 °C	50 °C
<b>Relative humidity</b>		
• Operation, max.	80 %; no condensation	
• Condensation permissible	No	No
<b>Runs under operating system</b>		
• Windows CE	Yes	Yes
• Windows Vista	Yes	Yes
• Windows XP	Yes	Yes
• Windows 7	Yes	Yes
• Windows 8	Yes	Yes
<b>Mechanics/material</b>		
Material		
• Plastic	Yes; Keyboard itself	Yes; Keyboard itself
• Sheet steel	Yes; Powder-coated drawer	Yes; Powder-coated drawer
<b>Service life</b>		
• Number of operating cycles, keys	20 000 000; Operations (approx.)	20 000 000; Operations (approx.)
<b>Dimensions</b>		
Width	370 mm; Keyboard	370 mm; Keyboard
Height	20 mm; Keyboard	20 mm; Keyboard
Depth	138.5 mm; Keyboard	138.5 mm; Keyboard
Width of the housing front	485 mm; Keyboard incl. drawer	485 mm; Keyboard incl. drawer
Height of housing front	45 mm; Keyboard incl. drawer	45 mm; Keyboard incl. drawer
Enclosure diameter	465 mm; Mounting depth drawer	465 mm; Mounting depth drawer
<b>Weights</b>		
Weight without packaging	8 000 g; Without accessories	8 000 g; Without accessories
<b>Scope of supply</b>		
Delivery quantity in pieces	1; Keyboard incl. drawer	1; Keyboard incl. drawer
<b>Other</b>		
Merchandise	Yes; G84-4420	Yes; G84-4420
Manufacturer name	Cherry GmbH	Cherry GmbH
Manufacturer's address	Cherrystr., 91275 Auerbach/OPf., Germany	
Target devices	Suitable for IPC and HMI devices with the corresponding interfaces (see manual)	

## Technical specifications (continued)

Article number	6GF6710-3AE	6GF6710-3BG	6GF6710-3BE
	PS2 keyboard 19" DEU, touch pad	PS2 keyboard 19" INT, track ball	PS2 keyboard 19" INT, touch pad
<b>General information</b>			
Product type designation	PS/2 built-in keyboard DEU	PS/2 built-in keyboard INT	PS/2 built-in keyboard INT
<b>Keyboard fonts</b>			
• Design	Membrane keyboard		
• Keyboard assignment	B3F, 101/102 or 104/105 OMRON		
• Color of the buttons		Light gray	
• Color of the key inscription		Black	
• Key illumination	No	No	No
• Function keys			
- Number of function keys	12	12	12
- Programmable	Yes	Yes	Yes
• Number pad	Yes	Yes; Free-standing	Yes
• Status LED displays	Yes; Num, Caps and Scroll		
- for number pad	Yes	Yes	Yes
- for Shift keys	Yes	Yes	Yes
<b>Connection type</b>			
• USB	Yes; With PS/2 USB adapter (not included in the scope of delivery)		
• PS/2	Yes	Yes	Yes
<b>Frame size/design</b>			
• Standard	Yes; For industrial applications		
<b>Installation type/mounting</b>			
Rack mounting	No; Built-in keyboard, 19" rack	No	No; Built-in keyboard, 19" rack
Front mounting		Yes	
Wall mounting/direct mounting		No	
<b>Battery</b>			
Battery charge indicator	No; maintenance-free	No; maintenance-free	No; maintenance-free
<b>EMC</b>			
<b>Emission of radio interference acc. to EN 55 011</b>			
• Limit class A, for use in industrial areas	Yes	Yes	Yes
<b>Degree and class of protection</b>			
IP65 (all-round)	No	No	No
IP (at the front)	IP65		IP65
IP65 at front	Yes	Yes; When the ball is actuated; mouse only IP55	Yes
IP20 rear	Yes	No	Yes
IP65 rear	No	Yes	No
Splashproof	Yes	Yes	Yes
<b>Standards, approvals, certificates</b>			
CE mark	Yes	Yes	Yes
RoHS conformity	Yes	Yes	Yes

Article number	6GF6710-3AE	6GF6710-3BG	6GF6710-3BE
	PS2 keyboard 19" DEU, touch pad	PS2 keyboard 19" INT, track ball	PS2 keyboard 19" INT, touch pad
<b>Ambient conditions</b>			
<b>Ambient temperature during operation</b>			
• min.	0 °C	0 °C	0 °C
• max.	40 °C	40 °C	40 °C
<b>Relative humidity</b>			
• Operation, max.	90 %; no condensation		
• Condensation permissible	No	No	No
<b>Runs under operating system</b>			
• Windows CE	Yes	Yes	Yes
• Windows Vista	Yes	Yes	Yes
• Windows XP	Yes	Yes	Yes
• Windows 7	Yes	Yes	Yes
<b>Mechanics/material</b>			
Material			
• Sheet steel	Yes	Yes	Yes
Enclosure material (front)			
• Plastic	Yes; AUTOTEX (R) V150		
<b>Service life</b>			
• Number of operating cycles, keys	1 000 000; Operations (minimum)		
<b>Dimensions</b>			
Width	482.6 mm	482.6 mm	482.6 mm
Height	42.5 mm	38 mm	42.5 mm
Depth	177.8 mm	177.8 mm	177.8 mm
<b>Weights</b>			
Weight without packaging	1 480 g	1 490 g	1 480 g
<b>Scope of supply</b>			
Delivery quantity in pieces	1; Built-in keyboard rack mounting	1; Built-in keyboard with stud bolts	1; Built-in keyboard rack mounting
<b>Other</b>			
Merchandise	Yes; K-647 (K-847)	Yes; K-842 (K-642)	Yes; K-647 (K-847)
Manufacturer name	TIPRO Ltd.	TIPRO Ltd.	TIPRO Ltd.
Manufacturer's address	Ljubljanska cesta 64, SI-1290 Grosuplje		
Target devices	Suitable for IPC and HMI devices with the corresponding interfaces (see manual)		
Note:	Suitable PS/2 USB adapter (keyboard/mouse): 1x USB 1.1, plug A on 2x PS/2 sockets, 0.20 m, black; manufacturer: Renforce; supply by Conrad Elektronik, order no.: 1360251 - 62		



## Accessories

### Input devices

#### Technical specifications (continued)

Article number	<b>6AV2181-8AT00-0AX0</b> USB 2.0 mouse
<b>General information</b>	
Product type designation	USB mouse
<b>Control elements</b>	
With parameterizable keys	No; 5 including scroll wheel
<b>Input device</b>	
• Scroll wheel	Yes; Vertical and horizontal scrolling
• Movement tracking	Microsoft - proprietary BlueTrack™ Technology
• Movement resolution	1 000 dpi; 8 000 images/second
• Speed	1 829 mm/s; 1.829 m/s
<b>Connection type</b>	
• USB	Yes
<b>Frame size/design</b>	
• Standard	Yes; For industrial applications
<b>Supply voltage</b>	
Rated value (DC)	5 V; via USB
<b>Battery</b>	
Battery charge indicator	No; Without battery
<b>Interfaces</b>	
Number of USB interfaces	1
<b>Standards, approvals, certificates</b>	
CE mark	Yes; WEEE (European Union) available
cULus	Yes; ICES-003 (Canada) available
RCM (formerly C-TICK)	No; EIP / EPUP available
KC approval	Yes
FCC Class B	Yes; FCC ID available
BSMI	Yes
Suitable for safety functions	No
<b>Marine approval</b>	
• Nippon Kaiji Kyokai (Class NK)	No; Only VCCI available

Article number	<b>6AV2181-8AT00-0AX0</b> USB 2.0 mouse
<b>Ambient conditions</b>	
<b>Ambient temperature during operation</b>	
• min.	0 °C
• max.	40 °C
<b>Relative humidity</b>	
• Operation, max.	80 %; 65 % for storage
• Condensation permissible	No
<b>Runs under operating system</b>	
• Windows CE	Yes; Not all functions are available
• Windows Vista	Yes
• Windows XP	Yes; SP2 and higher
• Windows 7	Yes
• Windows 8	Yes
<b>Cables</b>	
Cable length	1 930 mm
smallest bending radius	10 mm
Color of cable sheath	
• Gray	Yes
<b>Mechanics/material</b>	
Material	
• Plastic	Yes; Anthracite
<b>Dimensions</b>	
Width	67.9 mm
Height	42.3 mm
Depth	116 mm
<b>Weights</b>	
Weight without packaging	131 g
<b>Scope of supply</b>	
Delivery quantity in pieces	1
<b>Other</b>	
Merchandise	Yes
Manufacturer name	SIEMENS AG
Manufacturer's address	Gleiwitzerstraße 555, 90475 Nuremberg, Germany
Target devices	Suitable for HMI Panels and IPCs with USB interface

Ordering data	Article No.	Article No.	
<b>USB keyboard GER, TKL-105</b> <ul style="list-style-type: none"> <li>IP68 keyboard, black with German layout and USB connection</li> <li>IP68 keyboard, black with US layout and USB connection</li> </ul>	<b>6AV6881-0AU14-0AA0</b>  <b>6AV6881-0AU14-1AA0</b>	<b>Slide-in keyboard, German</b> 19" slide-in keyboard with trackball, PS/2	<b>6GF6710-3BJ</b>
<b>IP65 stainless steel keyboard in RAL9023 (gray)</b> IP65 stainless steel keyboard in RAL9023 (gray) for installation on all fully enclosed 4:3 PRO devices with suitable mechanics. With numeric keypad, layout: US, tiltable, mouse cursor control via integrated keys, and USB connection	<b>6AV7674-0NE00-0AA0</b>	<b>Slide-in keyboard, international</b> 19" slide-in keyboard with trackball, PS/2	<b>6GF6710-3BK</b>
<b>USB keyboard INT for PRO devices</b> IP65 stainless steel keyboard in RAL9006 (silver) for installation on all fully enclosed 16:9 PRO devices with suitable mechanics. With numeric keypad, layout: US, tiltable, mouse cursor control via integrated keys, and USB connection	<b>6AV7674-1NE00-0AA0</b>	<b>Built-in keyboard, touchpad, German</b> 19" built-in keyboard, 4U with touchpad, PS/2	<b>6GF6710-3AE</b>
<b>Tray for PRO devices</b> <ul style="list-style-type: none"> <li>Tray in RAL9023 (gray) for IP65 installation on all fully enclosed 4:3 PRO devices with suitable mechanics. With 2x USB connection sockets incl. USB cable. Unused socket can be sealed to IP65</li> <li>Tray in RAL9006 (silver) for IP65 installation on all fully enclosed 16:9 PRO devices with suitable mechanics. With 2x USB connection sockets incl. USB cable. Unused socket can be sealed to IP65.</li> </ul>	<b>6AV7674-0NE01-0AA0</b>  <b>6AV7674-1NE01-0AA0</b>	<b>Built-in keyboard, touchpad, international</b> 19" built-in keyboard, 4U with touchpad, PS/2	<b>6GF6710-3BE</b>
<b>Membrane keyboard IP65, German</b> With touchpad, PS/2 (German)	<b>6GF6710-2AC</b>	<b>Built-in keyboard, trackball, international</b> Built-in keyboard with trackball, PS/2	<b>6GF6710-3BG</b>
<b>Membrane keyboard IP65, international</b> With touchpad, PS/2 (int.)	<b>6GF6710-2BC</b>	<b>USB 2.0 mouse</b> For HMI Panels, programming devices and IPCs with corresponding interfaces. Color: Anthracite	<b>6AV2181-8AT00-0AX0</b>
		<b>SIMATIC RF1060R Access Control Reader</b> Access control reader with USB interface; can only be used to a limited extent in outdoor environments -25 to +55 °C; incl. 1.8 m connecting cable	<b>6GT2831-6AA50</b>
		<b>SIMATIC RF200 card holder</b> Optional, for clipping onto the RF1060R Access Control Reader card. Can be temporarily stored on the reader.	<b>6GT2890-0CA00</b>
		<b>RFID D400 replacement cards</b> Transponder MDS, ISO 15693: Minimum order quantity 50 units	<b>6GT2600-4AD00</b>
		<b>RFID E600 replacement cards</b> MOBY E (MIFARE, ISO 14443) Minimum order quantity 50 units	<b>6GT2300-0AA00</b>

## More information

### Certificates:

Import/export certificates are available for download from the Customer Support area. To access them, enter the "Article No." and set the search filter to "Certificates".

You can always find the current certification for trade goods on the manufacturer's home page.

### Notes:

The degree of protection stated for input media does not apply to the USB connection pieces. There is generally no degree of protection when using the USB interfaces.

If you need to modify or supplement the products described here, we'll be pleased to provide the necessary information at: "Customized products".

Photos and product images may differ from the actual product.

Detailed technical specifications, content information, quantities and compatible core products are listed online in the technical specifications of the respective accessory.  
 Industry Mall:

<https://mall.industry.siemens.com>

If you use the TIA Selection Tool (selection guide) to find your core product, the appropriate accessories are also displayed automatically. This facilitates selection of suitable accessories.

<http://www.siemens.com/tia-selection-tool>

Data sheets and manufacturer declarations are available for downloading in the Online Support area.

<http://support.automation.siemens.com>

Informative material for downloading can be found on the Internet:

<http://www.siemens.com/simatic/printmaterial>

## Accessories

### Input aids

#### Overview



SIMATIC HMI accessories, capacitive touch pen system

#### Input aids

Input aids facilitate operation and input in difficult environments. Touch pens are often extremely useful when operating touch displays, particularly if you are wearing gloves, because you can operate small buttons or input fields precisely despite the gloves.

Touch pens also protect the display from dirt and scratching during operation and when used in extreme environments.

The following input aids are available for operating the touch display:

- Touch pen
- Touch pen holder
- Spare caps for touch pens

Please be sure to note the correct touch system when ordering since not all touch pens are compatible with all touch types. There are touch pens available for both resistive and capacitive touch systems.

#### Note:

Continuous operation with hard touch pens on the same part of the display can significantly reduce the service life of a touch screen.

A longer service life can be achieved by using soft, wide-tip pens and variable-position input fields.

#### Technical specifications

Article number	6AV7672-1JB00-0AA0	6AV2181-8AV20-0AX0	6AV2181-8AV60-0AX0	6AV6645-7AB14-0AS0
	Touch pen, thick, resistive	Touch pen system	Touch pen caps	Touch pen, thin, resistive
<b>General information</b>				
Product type designation	Touch pen, thick, resistive technology	Touch pen system capacitive technology	Touch pen caps	Touch pen, thin, resistive technology
<b>Frame size/design</b>				
• Standard	Yes; For industrial applications	Yes; For industrial applications	Yes; Special cap for capacitive touch pens	Yes; For industrial applications
• Ergonomic	Yes; With holder	Yes; With holder		
<b>Installation type/mounting</b>				
Mounting type		Wall-mounting bracket can be mounted with mounting disk, 2x M3 screw or adhesive pads		
Wall mounting/direct mounting	Yes; Screw-on clamping holder and elastic attachment cord	Yes	Yes; Capacitive touch system	Yes; using 40 cm retaining cord
<b>Degree and class of protection</b>				
IP (at the front)		IP65 (depending on mounting)		
<b>Standards, approvals, certificates</b>				
RoHS conformity	Yes			Yes

## Technical specifications (continued)


Article number	6AV7672-1JB00-0AA0	6AV2181-8AV20-0AX0	6AV2181-8AV60-0AX0	6AV6645-7AB14-0AS0
	Touch pen, thick, resistive	Touch pen system	Touch pen caps	Touch pen, thin, resistive
<b>Ambient conditions</b>				
<b>Ambient temperature during operation</b>				
• min.	-40 °C; At temperatures below 10 °C and above 30 °C, the use of suitable gloves is recommended.	-40 °C; At temperatures below 10 °C and above 30 °C, the use of suitable gloves is recommended.	-40 °C	-40 °C
• max.	80 °C	80 °C	80 °C	80 °C
<b>Relative humidity</b>				
• Operation, max.	90 %	90 %	90 %	90 %
<b>Mechanics/material</b>				
Material				
• Plastic	Yes; Touch pen SIMATIC HMI	Yes; Attachment cord	Yes	Yes
• Aluminum		Yes; Touch pen, wall-mounting bracket		
• Sheet steel	Yes; Mounting			
Screw type				
• Torx	Yes			No
<b>Dimensions</b>				
Width				
			8 mm	
Height				
	155 mm; Length	150 mm; Length	8 mm	125 mm; Length
Thickness				
	20 mm; Diameter	14 mm; Diameter	8 mm	8 mm; Diameter
Enclosure diameter				
		37 mm; Diameter wall-mounting bracket		
Mounting cutout, height				
		39 mm; Height wall-mounting bracket		
<b>Weights</b>				
Weight without packaging				
		0.13 kg	0.8 g	
<b>Scope of supply</b>				
Delivery quantity in pieces				
	1; Optional for Extension Units of the PRO devices	1; 1x touch pen with string, wall-mounting bracket, M6 screw, mounting disk, O-ring, adhesive pads, spare caps for touch pen	10; Caps for touch pen	5; Incl. retaining cord for Mobile Panel 277 10"
<b>Other</b>				
Merchandise				
	Yes	Yes; Function depending on touch sensitivity, not suitable for Ceran cooktops, MP377 Daylight, possibly others	Yes	Yes
Manufacturer name				
	SIEMENS AG	SIEMENS AG	SIEMENS AG	SIEMENS AG
Manufacturer's address				
	Gleiwitzerstraße 555, 90475 Nuremberg, Germany	Gleiwitzerstraße 555, 90475 Nuremberg, Germany	Gleiwitzerstraße 555, 90475 Nuremberg, Germany	Gleiwitzerstraße 555, 90475 Nuremberg, Germany
Target devices				
	for resistive touch screens, optimized for operating while wearing gloves	For common capacitive and resistive touch systems	Pen for touch system, capacitive, aluminum	for resistive touch screens
Note:				
		Length of the interconnecting lead 53 cm to 100 cm		

## Accessories

### Input aids

Ordering data	Article No.	More information
<b>Touch pen, thick, resistive</b> For resistive touch screen, optimized for operation with gloves, including screw-on wall bracket	6AV7672-1JB00-0AA0	<b>Note:</b> Photos and product images may differ from the actual product.
<b>Touch pen, thin, resistive</b> For resistive touch screen, with retaining cord for Mobile Panel 277 10" and other resistive touch screens	6AV6645-7AB14-0AS0	Detailed technical specifications, content information, quantities and compatible core products are listed online in the technical specifications of the respective accessory. Industry Mall: <a href="https://mall.industry.siemens.com">https://mall.industry.siemens.com</a>
<b>Touch pen system, aluminum, capacitive</b> For capacitive or resistive touch screens, pen including holder for 22.5 mm, screw or glue into place for capacitive or resistive touch screens	6AV2181-8AV20-0AX0	If you use the TIA Selection Tool (selection guide) to find your core product, the appropriate accessories are also displayed automatically. This facilitates selection of suitable accessories. <a href="http://www.siemens.com/tia-selection-tool">http://www.siemens.com/tia-selection-tool</a>
<b>Touch pen caps</b> Replacement caps for touch pen systems for capacitive and resistive touch screens	6AV2181-8AV60-0AX0	Data sheets and manufacturer declarations are available for downloading in the Online Support area. <a href="http://support.automation.siemens.com">http://support.automation.siemens.com</a> Informative material for downloading can be found on the Internet: <a href="http://www.siemens.com/simatic/printmaterial">http://www.siemens.com/simatic/printmaterial</a>

## Overview



HMI accessories, connecting components

**HMI connecting components**

The following HMI connecting components are available for our operator panels and industrial PCs:

- **Converters** change signals from one physical system to another. Example: An RS 232 V.24 signal is converted to a TTY 20mA signal. The transmitted data is not affected.
- **Connectors** are used for connecting devices or expansion components to the power supply, data cables or I/O devices.
- **Adapters** can modify the pinning, as well as the output direction of a connector attached to the core product. It is also possible to implement transitions from "n"-pin" to "x"-pin.

## Technical specifications

Article number	<b>6AV6671-8XE00-0AX0</b> RS 422 to RS 232 converter	<b>6AV6671-8XJ00-0AX0</b> RS 422 to TTY converter
<b>General information</b>		
Product type designation	Converter, RS 422 to RS 232	Converter RS 422 to TTY
<b>Installation type/mounting</b>		
Wall mounting/direct mounting	Yes; Can be screwed onto the HMI	Yes; Can be screwed onto the HMI
<b>Interfaces</b>		
HMI-side interface		
• Number of pins HMI-side	9; Pin (RS422)	9; Pin (RS422)
Device-side interface		
• Number of pins device-side	9; Pin (RS232)	15; Socket (TTY)
<b>Standards, approvals, certificates</b>		
CE mark	Yes	Yes
RoHS conformity	Yes	Yes
China RoHS compliance	Yes	Yes
<b>Ambient conditions</b>		
<b>Ambient temperature during operation</b>		
• min.	0 °C	0 °C
• max.	55 °C	55 °C
<b>Relative humidity</b>		
• Operation, max.	95 %	95 %
<b>Mechanics/material</b>		
Enclosure material (front)		
• Plastic	Yes	Yes
Screw type		
• 4.5 V	Yes; HMI page	Yes; HMI page
<b>Dimensions</b>		
Width	31 mm	42 mm
Height	50 mm	62 mm
Thickness	11 mm	11 mm
<b>Weights</b>		
Weight without packaging	26 g	28 g
<b>Scope of supply</b>		
Delivery quantity in pieces	1	1
<b>Other</b>		
Merchandise	Yes	Yes
Manufacturer name	SIEMENS AG	SIEMENS AG
Manufacturer's address	Gleiwitzerstraße 555, 90475 Nuremberg, Germany	Gleiwitzerstraße 555, 90475 Nuremberg, Germany
Target devices	suitable for all SIMATIC HMI RS422 interfaces, for details refer to the operating instructions of the respective device	suitable for all SIMATIC HMI RS422 interfaces, for details refer to the operating instructions of the respective device

## Accessories

### HMI connecting components

#### Technical specifications (continued)

Article number	6AV6671-8XA00-0AX0	6AV6671-3XY38-4AX0	6AV6671-3XY48-4AX0	6AV6671-3XY58-4AX0
	Connector, female, 2-pin, type 1	Connector, female, 12-pin	Connector, female, 16-pin	Connector, female, 24-pin
<b>General information</b>				
Product type designation	Connector, female, 2-pin, type 1	Connector, female, 12-pin	Connector, female, 16-pin	Connector, female, 24-pin
<b>Frame size/design</b>				
• Standard	Yes; Z shape			
<b>Installation type/mounting</b>				
Wall mounting/direct mounting	Yes; can be plugged into SIMATIC HMI device	Yes; can be plugged into SIMATIC HMI device	Yes; can be plugged into SIMATIC HMI device	Yes; can be plugged into SIMATIC HMI device
<b>Supply voltage</b>				
Rated value (DC)	24 V	24 V	24 V	24 V
<b>Interfaces</b>				
HMI-side interface				
• Number of pins HMI-side	2; Male	12; Female	16; Female	24; Female
Device-side interface				
• Number of pins device-side	2; Female, screw terminals	12; Female, spring-loaded terminals	16; Female, spring-loaded terminals 0.75 mm <sup>2</sup>	24; Female, spring-loaded terminals 0.75 mm <sup>2</sup>
<b>Standards, approvals, certificates</b>				
CE mark		Yes	Yes	Yes
RoHS conformity	Yes	Yes	Yes	Yes
China RoHS compliance	Yes	Yes	Yes	Yes
<b>Use in hazardous areas</b>				
• ATEX Zone 2	Yes; Device-dependent, see operating instructions			
• ATEX Zone 22	Yes; Device-dependent, see operating instructions			
• IECEx Zone 2	Yes; Device-dependent, see operating instructions			
• IECEx Zone 22	Yes; Device-dependent, see operating instructions			
• cULus Class I Zone 1	Yes; Device-dependent, see operating instructions			
• cULus Class I Zone 2, Division 2	Yes; Device-dependent, see operating instructions			
• FM Class I Division 2	Yes; Device-dependent, see operating instructions			
<b>Ambient conditions</b>				
<b>Ambient temperature during operation</b>				
• min.	0 °C	0 °C	0 °C	0 °C
• max.	55 °C	55 °C	55 °C	55 °C
<b>Relative humidity</b>				
• Operation, max.	95 %	95 %	95 %	95 %
<b>Mechanics/material</b>				
Material				
• Plastic	Yes; Green			
Enclosure material (front)				
• Plastic	Yes; Contact spacing 5.08 mm	Yes; Spring-loaded terminals 1.5 mm <sup>2</sup>	Yes; Spring-loaded terminals 1.5 mm <sup>2</sup>	Yes; Spring-loaded terminals 1.5 mm <sup>2</sup>
Screw type				
• 4.5 V	Yes; Screw terminals			
<b>Dimensions</b>				
Width	10 mm	16 mm; 12-pin connector	16 mm	16 mm
Height	15 mm	20 mm	28 mm	54 mm
Thickness	27 mm	20 mm	20 mm	20 mm
<b>Scope of supply</b>				
Delivery quantity in pieces	10	10; Without ejector	10; Without ejector	4; with ejector
<b>Other</b>				
Merchandise	Yes	Yes	Yes	Yes
Manufacturer name	SIEMENS AG	Weidmüller Interface GmbH & Co. KG	SIEMENS AG	SIEMENS AG
Manufacturer's address	Gleiwitzerstraße 555, 90475 Nuremberg, Germany	Klingenbergstraße 16, 32758 Detmold, Germany	Gleiwitzerstraße 555, 90475 Nuremberg, Germany	Gleiwitzerstraße 555, 90475 Nuremberg, Germany
Target devices	for Comfort Panel, IPC, Flat Panel, Thin Client	for KP8 PN	for KP8F PN, KP32F PN	for KP32F PN

## Technical specifications (continued)

Article number	<b>6ES7193-4JB00-0AA0</b> Connector, female, 2x2-pin
<b>General information</b>	
Product type designation	Connector, female, 2x2-pin
<b>Installation type/mounting</b>	
Wall mounting/direct mounting	Yes; can be plugged into SIMATIC HMI device
<b>Supply voltage</b>	
Rated value (DC)	24 V
<b>Interfaces</b>	
HMI-side interface	
• Number of pins HMI-side	2; Outgoing side jumpered internally, color-coded
Device-side interface	
• Number of pins device-side	4; Female, spring-loaded terminals 0.75 mm <sup>2</sup>
<b>Standards, approvals, certificates</b>	
CE mark	Yes
RoHS conformity	Yes
China RoHS compliance	Yes
<b>Mechanics/material</b>	
Design of housing	plastic
<b>Dimensions</b>	
Width	10 mm
Height	22 mm
Thickness	25 mm
<b>Scope of supply</b>	
Delivery quantity in pieces	10
<b>Other</b>	
Merchandise	Yes
Manufacturer name	SIEMENS AG
Manufacturer's address	Gleiwitzerstraße 555, 90475 Nuremberg, Germany
Note:	for ET 200S, interface module, KP32F, PN-to-PN coupler

Article number	<b>6AV6671-8XD00-0AX0</b> Right angle adapter, 1:1
<b>General information</b>	
Product type designation	90 degree angle adapter, 1:1
<b>Installation type/mounting</b>	
Wall mounting/direct mounting	Yes; Can be screwed onto the HMI
<b>Interfaces</b>	
HMI-side interface	
• Number of pins HMI-side	9; Male
Device-side interface	
• Number of pins device-side	9; Female
<b>Standards, approvals, certificates</b>	
CE mark	Yes
RoHS conformity	Yes
China RoHS compliance	Yes
<b>Ambient conditions</b>	
<b>Ambient temperature during operation</b>	
• min.	0 °C
• max.	55 °C
<b>Relative humidity</b>	
• Operation, max.	95 %
<b>Mechanics/material</b>	
Enclosure material (front)	
• Aluminum casting	Yes
Screw type	
• 4.5 V	Yes; HMI page
<b>Dimensions</b>	
Width	31 mm
Height	25 mm
Thickness	25 mm
<b>Weights</b>	
Weight without packaging	34 g
<b>Scope of supply</b>	
Delivery quantity in pieces	1
<b>Other</b>	
Merchandise	Yes
Manufacturer name	SIEMENS AG
Manufacturer's address	Gleiwitzerstraße 555, 90475 Nuremberg, Germany
Target devices	suitable for all appropriate interfaces



## Accessories

### HMI connecting components

Ordering data	Article No.
<b>Converters</b>	
<b>RS 422 to RS 232 converter</b> 9-pin male contact (on HMI) to 9-pin male contact, to be screwed onto HMI RS 422 interface, cable outlet 180 degrees, for connection of non-Siemens PLC	<b>6AV6671-8XE00-0AX0</b>
<b>RS 422 to TTY converter</b> 9-pin male contact (on HMI) to 15-pin female contact, to be screwed onto HMI RS 422 interface, 180 degree cable outlet, for the connection to SIMATIC S5	<b>6AV6671-8XJ00-0AX0</b>
<b>Connectors</b>	
<b>24 V DC connector (2-pin)</b> for all SIMATIC HMI Panels, without screw mounting, loop-through not possible. Approved for all SIMATIC HMI Panels except Key Panels.	<b>6AV6671-8XA00-0AX0</b>
<b>Connector, female, 2-pin, type 2</b> 24 V DC for IPCs and Thin Client	<b>A5E03604831</b>
<b>Connector, female, 2-pin, type 3</b> 24 V DC for IPCs, with screw mounting	<b>A5E02717632</b>
<b>Connector, female, 3-pin, type 1</b> 24 V DC for IPCs, PCUs and Flat Panels	<b>A5E03404000</b>
<b>24 V DC connector (2-pin) (can be looped through)</b> for all SIMATIC HMI Panels, without screw mounting, loop through possible, even if connector unplugged. Approved for Key Panels.	<b>6ES7193-4JB00-0AA0</b>
<b>12-pin cable connector</b> 12-pin, 24 V DC for SIMATIC HMI Key Panel KP8 PN	<b>6AV6671-3XY38-4AX0</b>
<b>16-pin cable connector</b> 16-pin, 24 V DC for SIMATIC HMI Key Panel KP8F PN and Key Panel KP32F PN	<b>6AV6671-3XY48-4AX0</b>
<b>24-pin cable connector</b> 24-pin, 24 V DC for SIMATIC HMI Key Panel KP32F PN	<b>6AV6671-3XY58-4AX0</b>
<b>Adapters</b>	
<b>90 degree angle adapter</b> 9-pin male contact (on HMI) to 9-pin female contact, 1:1 connection, to be screwed onto the RS 485/422/232 HMI interface, or any other suitable interface	<b>6AV6671-8XD00-0AX0</b>
<b>VGA and DVI adapters</b> for onboard interfaces and PCI-Express graphics card NVS 295 <ul style="list-style-type: none"> <li>• Display port to VGA adapter</li> <li>• Display port to DVI-D adapter</li> </ul>	<b>6ES7648-3AG00-0XA0</b> <b>6ES7648-3AF00-0XA0</b>

### More information

#### Note:

Photos and product images may differ from the actual product.

Detailed technical specifications, content information, quantities and compatible core products are listed online in the technical specifications of the respective accessory.

Industry Mall:

<https://mall.industry.siemens.com>

If you use the TIA Selection Tool (selection guide) to find your core product, the appropriate accessories are also displayed automatically. This facilitates selection of suitable accessories.

<http://www.siemens.com/tia-selection-tool>

Data sheets and manufacturer declarations are available for downloading in the Online Support area.

<http://support.automation.siemens.com>

Informative material for downloading can be found on the Internet:

<http://www.siemens.com/simatic/printmaterial>

## Overview



HMI accessories, IWLAN access point



Moby D data card transponder

## Ordering data

## Article No.

## SCALANCE

**SCALANCE W761-1 RJ45 Access Points**

- National approvals for operation outside the USA
- National approvals for operation in the USA

6GK5761-1FC00-0AA0

6GK5761-1FC00-0AB0

**SCALANCE W774-1 RJ45 Access Points <sup>1)</sup>**

- National approvals for operation outside the USA
- National approvals for operation in the USA

6GK5774-1FX00-0AA0

6GK5774-1FX00-0AB0

**SCALANCE W774-1 M12 EEC Access Points <sup>1)</sup>**

- National approvals for operation outside the USA
- National approvals for operation in the USA

6GK5774-1FY00-0TA0

6GK5774-1FY00-0TB0

**SCALANCE W788-1 RJ45 Access Points <sup>1)</sup>**

- National approvals for operation outside the USA
- National approvals for operation in the USA

6GK5788-1FC00-0AA0

6GK5788-1FC00-0AB0

**SCALANCE W788-2 RJ45 Access Points <sup>1)</sup>**

- National approvals for operation outside the USA
- National approvals for operation in the USA

6GK5788-2FC00-0AA0

6GK5788-2FC00-0AB0

**SCALANCE W788-1 M12 Access Points <sup>1)</sup>**

- National approvals for operation outside the USA
- National approvals for operation in the USA

6GK5788-1GD00-0AA0

6GK5788-1GD00-0AB0

**SCALANCE W788-2 M12 Access Points <sup>1)</sup>**

- National approvals for operation outside the USA
- National approvals for operation in the USA

6GK5788-2GD00-0AA0

6GK5788-2GD00-0AB0

**SCALANCE W788-2 M12 EEC Access Points <sup>1)</sup>**

- National approvals for operation outside the USA
- National approvals for operation in the USA

6GK5788-2GD00-0TA0

6GK5788-2GD00-0TB0

**SCALANCE W786-1 RJ45 Access Points <sup>1)</sup>**

- National approvals for operation outside the USA
- National approvals for operation in the USA

6GK5786-1FC00-0AA0

6GK5786-1FC00-0AB0

**SCALANCE W786-2 RJ45 Access Points <sup>1)</sup>**

- National approvals for operation outside the USA
- National approvals for operation in the USA

6GK5786-2FC00-0AA0

6GK5786-2FC00-0AB0

## Accessories

### IWLAN accessories

Ordering data	Article No.	More information
<b>SCALANCE W786-2IA RJ45 Access Points</b> <sup>1)</sup> <ul style="list-style-type: none"> <li>National approvals for operation outside the USA</li> <li>National approvals for operation in the USA</li> </ul>	<b>6GK5786-2HC00-0AA0</b>  <b>6GK5786-2HC00-0AB0</b>	<p><u>Note:</u></p> <p>Photos and product images may differ from the actual product.</p> <p>Detailed technical specifications, content information, quantities and compatible core products are listed online in the technical specifications of the respective accessory.</p> <p>Industry Mall: <a href="https://mall.industry.siemens.com">https://mall.industry.siemens.com</a></p> <p>If you use the TIA Selection Tool (selection guide) to find your core product, the appropriate accessories are also displayed automatically. This facilitates selection of suitable accessories. <a href="http://www.siemens.com/tia-selection-tool">http://www.siemens.com/tia-selection-tool</a></p> <p>Data sheets and manufacturer declarations are available for downloading in the Online Support area. <a href="http://support.automation.siemens.com">http://support.automation.siemens.com</a></p> <p>Informative material for downloading can be found on the Internet: <a href="http://www.siemens.com/simatic/printmaterial">http://www.siemens.com/simatic/printmaterial</a></p>
<b>SCALANCE W786-2 SFP Access Points</b> <sup>1)</sup> <ul style="list-style-type: none"> <li>National approvals for operation outside the USA</li> <li>National approvals for operation in the USA</li> </ul>	<b>6GK5786-2FE00-0AA0</b>  <b>6GK5786-2FE00-0AB0</b>	
<b>KEY-PLUG W780 iFeatures</b>	<b>6GK5907-8PA00</b>	
<b>PS791-2DC power supply</b> 24 V DC power supply for installation in SCALANCE W-786 products; operating instructions in English/German	<b>6GK5791-2DC00-0AA0</b>	
<b>PS791-2AC power supply</b> 110 V AC to 230 V AC power supply for installation in SCALANCE W-786 products; operating instructions in English/German	<b>6GK5791-2AC00-0AA0</b>	
<b>MOBY D accessories</b>		
<b>MOBY D, MDS D100</b> 1 unit, contents: 50 units	<b>6GT2600-0AD10</b>	
<b>RF200</b> Access Control Reader RF1060R ISO 14443 A/B Mifare, ISO15693 USB interface IP 65 front, -25 °C ... +55 °C 90 x 62 x 25 mm L x W x H With integrated antenna incl. 1.8 m connecting cable	<b>6GT2831-6AA50</b>	
<b>Spacer</b> 1 unit	<b>6GT2190-0AA00</b>	
<b>Fixing pocket</b> 1 unit	<b>6GT2190-0AB00</b>	

<sup>1)</sup> iFeatures can be optionally connected using KEY-PLUG W780 iFeatures

## Overview

**Power supply unit and connecting cables**

The external power supply unit is intended for laboratory and office operation only.



HMI accessories, power supply units, cables

The following power supply units and non-heating apparatus cables are available:

- Mobile Panel IWLAN power supply unit without non-heating apparatus cable
- Mobile Panel IWLAN power supply unit with non-heating apparatus cable
- Non-heating apparatus cable for Box and Panel PCs

## Technical specifications

Article number	<b>6AV6671-5CN00-0AX3</b> Power supply AC/DC, external
<b>General information</b>	
Product type designation	Power supply, connecting cable
<b>Supply voltage</b>	
Type of supply voltage	100 - 240 V AC
Rated value (DC)	12 V; Output side
<b>Output current</b>	
per output	5 A
<b>Interfaces</b>	
HMI-side interface	Connector 5.5 mm jack ( - ) / 2.1 mm pin ( + ) 12 V DC
<b>EMC</b>	
<b>Emission of radio interference acc. to EN 55 011</b>	
• Limit class A, for use in industrial areas	Yes; EN61000-4-2,3,4,5,6,8,11 light industry level
<b>Standards, approvals, certificates</b>	
CE mark	Yes; UL69950, TÜVEN600950-1, BSMI CNS14336, CCC GB4942 approved
UL approval	Yes; cULus, cUL
cULus	Yes
KC approval	Yes
EAC (formerly Gost-R)	Yes
CCC	Yes
FCC Class B	Yes
China RoHS compliance	Yes

Article number	<b>6AV6671-5CN00-0AX3</b> Power supply AC/DC, external
<b>Ambient conditions</b>	
<b>Ambient temperature during operation</b>	
• min.	-10 °C
• max.	50 °C
<b>Relative humidity</b>	
• Operation, max.	90 %
<b>Cables</b>	
Cable length	0.9 m
Color of cable sheath	Black
<b>Mechanics/material</b>	
Material	
• Plastic	Yes
Enclosure color (front)	Black
Enclosure color (rear)	Black
<b>Dimensions</b>	
Width	125 mm
Height	50 mm
Thickness	31.5 mm
<b>Weights</b>	
Weight without packaging	265 g
<b>Scope of supply</b>	
Delivery quantity in pieces	1; Incl. AC and DC connecting cable
<b>Other</b>	
Merchandise	Yes; MeanWell GST60A12-P1J
Manufacturer name	SIEMENS AG
Manufacturer's address	Gleiwitzerstraße 555, 90475 Nuremberg, Germany
Target devices	for Mobile Panel IWLAN

## Accessories

## Power supply units, power supply cables

## Technical specifications (continued)

Article number	6AV2181-5AL10-0AX0	6AV2181-5AL20-0AX0	6AV2181-5AL30-0AX0	6AV2181-5AL40-0AX0	6AV2181-5AL50-0AX0	6AV2181-5AL60-0AX0
	Power supply, ext., Mobile P. IWLAN GE	Power supply, ext., Mobile P. IWLAN UK	Power supply, ext., Mobile P. IWLAN SW	Power supply, ext., Mobile P. IWLAN US	Power supply, ext., Mobile P. IWLAN IT	Power supply, ext., Mobile P. IWLAN CN
<b>General information</b>						
Product type designation	External power supply unit	External power supply unit	External power supply unit	External power supply unit	External power supply unit	External power supply unit
<b>Connection type</b>						
• Cable length	3 m	3 m	3 m	3 m	3 m	3 m
<b>Supply voltage</b>						
Type of supply voltage	100 - 240 V AC	100 - 240 V AC	100 - 240 V AC	100 - 240 V AC	100 - 240 V AC	100 - 240 V AC
Rated value (DC)	12 V; Output side	12 V; Output side	12 V; Output side	12 V; Output side	12 V; Output side	12 V; Output side
<b>Output current</b>						
per output	5 A	5 A	5 A	5 A	5 A	5 A
<b>Interfaces</b>						
HMI-side interface	Connector 5.5 mm jack ( - ) / 2.1 mm pin ( + ) 12 V DC					
<b>EMC</b>						
<b>Emission of radio interference acc. to EN 55 011</b>						
• Limit class A, for use in industrial areas	Yes; EN61000-4-2,3,4,5,6,8,11 light industry level					
<b>Standards, approvals, certificates</b>						
CE mark	Yes; UL69950, TÜVEN600950-1, BSMI CNS14336, CCC GB4942 approved					
CCC	Yes	Yes	Yes	Yes	Yes	Yes
<b>Ambient conditions</b>						
<b>Ambient temperature during operation</b>						
• min.	-10 °C	-10 °C	-10 °C	-10 °C	-10 °C	-10 °C
• max.	50 °C	50 °C	50 °C	50 °C	50 °C	50 °C
<b>Relative humidity</b>						
• Operation, max.	90 %	90 %	90 %	90 %	90 %	90 %
<b>Cables</b>						
Cable length	0.9 m	0.9 m	0.9 m	0.9 m	0.9 m	0.9 m
Color of cable sheath	Black	Black	Black	Black	Black	Black
<b>Mechanics/material</b>						
Material						
• Plastic	Yes	Yes	Yes	Yes	Yes	Yes
Enclosure color (front)	Black	Black	Black	Black	Black	Black
Enclosure color (rear)	Black	Black	Black	Black	Black	Black
<b>Dimensions</b>						
Width	125 mm	125 mm	125 mm	125 mm	125 mm	125 mm
Height	50 mm	50 mm	50 mm	50 mm	50 mm	50 mm
Thickness	31.5 mm	31.5 mm	31.5 mm	31.5 mm	31.5 mm	31.5 mm
<b>Weights</b>						
Weight without packaging	540 g	560 g	525 g	540 g	520 g	540 g
<b>Scope of supply</b>						
Delivery quantity in pieces	1; Incl. AC and DC connecting cable	1; Incl. AC and DC connecting cable	1; Incl. AC and DC connecting cable	1; Incl. AC and DC connecting cable	1; Incl. AC and DC connecting cable	1; Incl. AC and DC connecting cable
• Parts per unit	1; AC cable for DE, FR, ES, NL, BE, SE, AT, FI	1; AC cable for GB	1; AC cable for CH	1; AC cable for US	1; AC cable for IT	1; AC cable for CN
<b>Other</b>						
Merchandise	Yes	Yes	Yes	Yes	Yes	Yes
Manufacturer name	SIEMENS AG					
Manufacturer's address	Gleiwitzerstraße 555, 90475 Nuremberg, Germany					
Target devices	for Mobile Panel IWLAN					

## Power supply units, power supply cables

## Technical specifications (continued)

Article number	<b>6ES7900-1AA00-0XA0</b> Cable for non-heating apparatus, Germany	<b>6ES7900-1BA00-0XA0</b> Cable for non-heating apparatus, United Kingdom,	<b>6ES7900-1CA00-0XA0</b> Cable for non-heating apparatus, Switzerland	<b>6ES7900-1DA00-0XA0</b> Cable for non-heating apparatus, USA	<b>6ES7900-1EA00-0XA0</b> Cable for non-heating apparatus, Italy	<b>6ES7900-1FA00-0XA0</b> Cable for non-heating apparatus, China
<b>General information</b>						
Product type designation	Cable for non-heating apparatus	Cable for non-heating apparatus	Cable for non-heating apparatus	Cable for non-heating apparatus	Cable for non-heating apparatus	Cable for non-heating apparatus
<b>Interfaces</b>						
Interfaces/bus type	Line-side, country-specific connector: Type CEE 7/7 Schuko	Line-side, country-specific connector: Type BS 1363 (Commonwealth connector)	Line-side, country-specific connector: Type J (SEV 1011)	Line-side, country-specific connector: Type B (NEMA 5-15)	Line-side, country-specific connector: Type L (CEI 23-50)	Line-side, country-specific connector: Type I: GB 1002 (China), AS 3112 (Australia), IRAM 2073 (Argentina)
Device-side interface						
• Number of pins device-side	3; Female, C13 connector type	3; Female, C13 connector type	3; Female, C13 connector type	3; Female, C13 connector type	3; Female, C13 connector type	3; Female, C13 connector type
<b>Standards, approvals, certificates</b>						
CE mark	Yes	Yes	Yes	Yes	Yes	Yes
CSA approval	Yes; N11419	Yes; N11419	Yes; N11419	Yes; H	Yes; N11419	Yes; N11419
KC approval	Yes; KTL SW04001-6001	Yes; KTL SW04001-6001	No	Yes; KTL SW04012-11002	No	No
EAC (formerly Gost-R)	Yes	No	No	No	No	No
CCC	Yes	Yes	Yes	No	Yes	Yes
RoHS conformity	Yes	Yes	Yes	Yes	Yes	Yes
<b>Ambient conditions</b>						
Suited for indoor use	Yes; Max. 10 A	Yes; Equipped with internal 13 A melting fuse	Yes; Max. 10 A	Yes; Max. 10 A	Yes; Max. 10 A	Yes; Max. 10 A
<b>Ambient temperature during operation</b>						
• min.	-10 °C	-10 °C	-10 °C	-10 °C	-10 °C	-10 °C
• max.	50 °C	50 °C	50 °C	50 °C	50 °C	50 °C
<b>Relative humidity</b>						
• Operation, max.	90 %	90 %	90 %	90 %	90 %	90 %
<b>Cables</b>						
Cable length	3 m	3 m	3 m	3 m	3 m	3 m
Color of cable sheath	Black	Black	Black	Black	Black	Black
<b>Weights</b>						
Weight without packaging	290 g	300 g	260 g	230 g	255 g	280 g
<b>Scope of supply</b>						
Delivery quantity in pieces	1; AC cable for DE, FR, ES, NL, BE, SE, AT, FI	1; AC cable for GB	1; AC cable for CH	1; AC cable for US	1; AC cable for IT	1; AC cable for CN
<b>Other</b>						
Merchandise	Yes	Yes	Yes	Yes	Yes	Yes
Manufacturer name	FELLER GmbH	FELLER GmbH	FELLER GmbH	FELLER GmbH	FELLER GmbH	FELLER GmbH
Manufacturer's address	Wärndorferstraße 3, 2525 Günselsdorf, Austria; email: sales@feller-at.com					
Target devices	Suitable for all appropriate DC interfaces					

## Accessories

### Power supply units, power supply cables

#### Ordering data

#### Article No.

##### Power supply units

##### Power supply unit, external, Mobile Panel IWLAN without non-heating apparatus cable

Suitable only for operation under laboratory/office conditions.

**6AV6671-5CN00-0AX3**

##### Power supply unit, external, Mobile Panel IWLAN with 90° non-heating apparatus cable

Suitable only for operation under laboratory/office conditions.

- Power supply unit with non-heating apparatus cable for Germany, France, Spain, the Netherlands, Belgium, Sweden, Austria, Finland
- Power supply unit with non-heating apparatus cable for the United Kingdom
- Power supply unit with non-heating apparatus cable for Switzerland
- Power supply unit with non-heating apparatus cable for the USA
- Power supply unit with non-heating apparatus cable for Italy
- Power supply unit with non-heating apparatus cable for China

**6AV2181-5AL10-0AX0**

**6AV2181-5AL20-0AX0**

**6AV2181-5AL30-0AX0**

**6AV2181-5AL40-0AX0**

**6AV2181-5AL50-0AX0**

**6AV2181-5AL60-0AX0**

##### Power supply cable

##### Power supply cable 230 V AC, angled 90°

For Box PCs and Panel PCs

- For Germany, France, Spain, the Netherlands, Belgium, Sweden, Austria, Finland
- For the United Kingdom
- For Switzerland
- For the USA
- For Italy
- For China

**6ES7900-1AA00-0XA0**

**6ES7900-1BA00-0XA0**

**6ES7900-1CA00-0XA0**

**6ES7900-1DA00-0XA0**

**6ES7900-1EA00-0XA0**

**6ES7900-1FA00-0XA0**

##### Power supply cable 230 V AC, straight 180°

For Box PCs and Panel PCs

- For Germany, France, Spain, the Netherlands, Belgium, Sweden, Austria, Finland
- For the United Kingdom
- For Switzerland
- For the USA
- For Italy
- For China

**6ES7900-0AA00-0XA0**

**6ES7900-0BA00-0XA0**

**6ES7900-0CA00-0XA0**

**6ES7900-0DA00-0XA0**

**6ES7900-0EA00-0XA0**

**6ES7900-0FA00-0XA0**

#### More information

##### Notice:

The technical specifications remain unchanged; however, the power supply cable now has to be ordered separately.

Suitable SITOP power supplies are available for use with machinery and plants.

Network cables for the connection of IPC systems for various countries are also available.

The replacement type has the article number: 6AV6671-5CN00-0AX3

##### Note:

Photos and product images may differ from the actual product.

Detailed technical specifications, content information, quantities and compatible core products are listed online in the technical specifications of the respective accessory.

Industry Mall:

<https://mall.industry.siemens.com>

If you use the TIA Selection Tool (selection guide) to find your core product, the appropriate accessories are also displayed automatically. This facilitates selection of suitable accessories.

<http://www.siemens.com/tia-selection-tool>

Data sheets and manufacturer declarations are available for downloading in the Online Support area.

<http://support.automation.siemens.com>

Informative material for downloading can be found on the Internet:

<http://www.siemens.com/simatic/printmaterial>


## Overview



Back cover IP20, side view

The back covers in IP20 design are ideal for simple mounting of Panels, Panel PCs, Flat Panels and industrial Thin Clients on VESA 100 brackets.

They are screwed onto the device and implement low-cost wall-mounting or connection to a support arm system.



Back cover IP20, partly installed

Back covers are available for display size 15", 19" and 22" for the following SIMATIC HMI devices:

- Touch Panels
- Panel PC IPC477D <sup>1)</sup> and IPC277D
- Flat Panels
- Thin Clients

<sup>1)</sup> IPC477D 15" is only available as a single touch version.

## Technical specifications

Article number	6AV7675-1RB00-0AA0	6AV7675-2RB00-0AA0	6AV7675-2RH00-0AA0	6AV7675-4RB00-0AA0	6AV7675-4RH00-0AA0	6AV7675-8RB00-0AA0
	BACK COVER IP20 15" (IPC277D/E)	BACK COVER IP20 15" (IPC477D)	BACK COVER IP20 15" (IPC477D MT)	BACK COVER IP20 15" (IFP1500)	BACK COVER IP20 15" (IFP1500 MT)	BACK COVER IP20 15" (TP/ITC1500)
<b>General information</b>						
Product type designation	Backplane cover	Backplane cover	Backplane cover	Backplane cover	Backplane cover	Backplane cover
<b>Installation type/mounting</b>						
Mounting type	VESA	VESA	VESA	VESA	VESA	VESA
Mounting in portrait format possible	Yes	Yes	Yes	Yes	Yes	Yes
Mounting in landscape format possible	Yes	Yes	Yes	Yes	Yes	Yes
<b>Degree and class of protection</b>						
IP (rear)	IP20	IP20	IP20	IP20	IP20	IP20
<b>Standards, approvals, certificates</b>						
CE mark	Yes; CE marking / EC Declaration of Conformity					
cULus	Yes; UL 60950-1, file number E115352					
RoHS conformity	Yes	Yes	Yes	Yes	Yes	Yes
China RoHS compliance	Yes	Yes	Yes	Yes	Yes	Yes
<b>Ambient conditions</b>						
<b>Ambient temperature during operation</b>						
• min.					0 °C	0 °C
• max.	40 °C	40 °C	40 °C	40 °C	40 °C	40 °C
<b>Relative humidity</b>						
• Operation, max.	95 %	95 %	95 %	95 %	95 %	95 %
• Condensation permissible	No	No	No	No	No	No
<b>Mechanics/material</b>						
Material						
• Aluminum	Yes	Yes	Yes	Yes	Yes	Yes
Screw type						
• Torx	Yes; T10	Yes; T10	Yes; T10	Yes; T10	Yes; T10	Yes; T10
<b>Dimensions</b>						
Width x Height x Depth	415 x 310 x 90	415 x 310 x 90	416,5 x 298 x 89	415 x 310 x 89	416,5 x 298 x 89	415 x 310 x 90
<b>Weights</b>						
Weight without packaging	1.6 kg	1.6 kg	1.6 kg	1.6 kg	1.6 kg	1.6 kg



## Accessories

### Back covers

#### Technical specifications (continued)

Article number	<b>6AV7675-1RD00-0AA0</b> BACK COVER IP20 19" (IPC277D/E)	<b>6AV7675-2RD00-0AA0</b> BACK COVER IP20 19" (IPC477D)	<b>6AV7675-4RD00-0AA0</b> BACK COVER IP20 19" (IFP1900)	<b>6AV7675-4RD00-0AA1</b> BACK COVER IP20 19" (IFP1900)	<b>6AV7675-8RD00-0AA0</b> BACK COVER IP20 19" (TP/ITC1900)
<b>General information</b>					
Product type designation	Backplane cover	Backplane cover	Backplane cover	Backplane cover	Backplane cover
<b>Installation type/mounting</b>					
Mounting type	VESA	VESA	VESA	VESA	VESA
Mounting in portrait format possible	Yes	Yes	Yes	Yes	Yes
Mounting in landscape format possible	Yes	Yes	Yes	Yes	Yes
<b>Degree and class of protection</b>					
IP (rear)	IP20	IP20	IP20	IP20	IP20
<b>Standards, approvals, certificates</b>					
CE mark	Yes; CE marking / EC Declaration of Conformity				
cULus	Yes; UL 60950-1, file number E115352				
RoHS conformity	Yes	Yes	Yes	Yes	Yes
China RoHS compliance	Yes	Yes	Yes	Yes	Yes
<b>Ambient conditions</b>					
<b>Ambient temperature during operation</b>					
• min.					0 °C
• max.	40 °C	40 °C	40 °C	40 °C	40 °C
<b>Relative humidity</b>					
• Operation, max.	95 %	95 %	95 %	95 %	95 %
• Condensation permissible	No	No	No	No	No
<b>Mechanics/material</b>					
Material					
• Aluminum	Yes	Yes	Yes	Yes	Yes
Screw type					
• Torx	Yes; T10	Yes; T10	Yes; T10	Yes; T10	Yes; T10
<b>Dimensions</b>					
Width	483 mm	483 mm	483 mm	483 mm	483 mm
Height	337 mm	337 mm	337 mm	337 mm	337 mm
Depth	89 mm	89 mm	89 mm	89 mm	89 mm
<b>Weights</b>					
Weight without packaging	1.9 kg	1.9 kg	1.9 kg	1.9 kg	1.9 kg

### Technical specifications (continued)

Article number	6AV7675-2RE00-0AA0	6AV7675-4RE00-0AA0	6AV7675-8RE00-0AA0
	BACK COVER IP20 22" (IPC477D)	BACK COVER IP20 22" (IFP2200)	BACK COVER IP20 22" (TP/ITC2200)
<b>General information</b>			
Product type designation	Backplane cover	Backplane cover	Backplane cover
<b>Installation type/mounting</b>			
Mounting type	VESA	VESA	VESA
Mounting in portrait format possible	Yes	Yes	Yes
Mounting in landscape format possible	Yes	Yes	Yes
<b>Degree and class of protection</b>			
IP (rear)	IP20	IP20	IP20
<b>Standards, approvals, certificates</b>			
CE mark	Yes; CE marking / EC Declaration of Conformity		
cULus	Yes; UL 60950-1, file number E115352	Yes; UL 60950-1, file number E115352	Yes; UL 60950-1, file number E115352
RoHS conformity	Yes	Yes	Yes
China RoHS compliance	Yes	Yes	Yes
<b>Ambient conditions</b>			
<b>Ambient temperature during operation</b>			
• min.		0 °C	0 °C
• max.	40 °C	40 °C	40 °C
<b>Relative humidity</b>			
• Operation, max.	95 %	95 %	95 %
• Condensation permissible	No	No	No
<b>Mechanics/material</b>			
Material			
• Aluminum	Yes	Yes	Yes
Screw type			
• Torx	Yes; T10	Yes; T10	Yes; T10
<b>Dimensions</b>			
Width	560 mm	560 mm	560 mm
Height	380 mm	380 mm	380 mm
Depth	89 mm	89 mm	89 mm
<b>Weights</b>			
Weight without packaging	2.2 kg	2.2 kg	2.2 kg

### Ordering data

### Article No.

#### Back covers IP20

- 15" devices
- IPC277D 15"
- IPC477D 15" <sup>1)</sup>
- IPC477D 15" MT <sup>1)</sup>
- IFP1500
- IFP1500 MT
- TP1500 / ITC1500

#### 19" devices

- IPC277D 19"
- IPC477D 19" <sup>1)</sup>
- IFP1900, black
- IFP1900, gray
- TP1900 / ITC1900

#### 22" devices

- IPC477D 22" <sup>1)</sup>
- IFP2200
- TP2200 / ITC2200

6AV7675-1RB00-0AA0  
6AV7675-2RB00-0AA0  
6AV7675-2RH00-0AA0  
6AV7675-4RB00-0AA0  
6AV7675-4RH00-0AA0  
6AV7675-8RB00-0AA0

6AV7675-1RD00-0AA0  
6AV7675-2RD00-0AA0  
6AV7675-4RD00-0AA0  
6AV7675-4RD00-0AA1  
6AV7675-8RD00-0AA0

6AV7675-2RE00-0AA0  
6AV7675-4RE00-0AA0  
6AV7675-8RE00-0AA0

<sup>1)</sup> Without DVD/PCIe expansion

### More information

#### Note:

Photos and product images may differ from the actual product.

Detailed technical specifications, content information, quantities and compatible core products are listed online in the technical specifications of the respective accessory.

Industry Mall:

<https://mall.industry.siemens.com>

If you use the TIA Selection Tool (selection guide) to find your core product, the appropriate accessories are also displayed automatically. This facilitates selection of suitable accessories.

<http://www.siemens.com/tia-selection-tool>

Data sheets and manufacturer declarations are available for downloading in the Online Support area.

<http://support.automation.siemens.com>

Informative material for downloading can be found on the Internet:

<http://www.siemens.com/simatic/printmaterial>

## Accessories

### Protective films

#### Overview



HMI accessories, protective film for display

#### **Protective films**

Protective films are available for almost all SIMATIC HMI devices. They protect the display from dirt and scratching during operation and in harsh environments.

The SIMATIC protective films are non-reflective and are only adhesive at the edges. This ensures that the display is always easy to read, even when using protective films. The protective film can be removed without damaging the resistive touch-sensitive films. It is therefore not possible to trim these films.

For complete protection of the front side in harsh environments, protective covers and full-width adhesive protective films are also available.

Benefits of protective films/protective covers:

- Reduced reflections
- Lightweight, thin and frameless design
- Simple and fast to attach
- Residue-free removal
- Dust-resistant

The protective film only has to cover the display completely. For compatibility reasons, not all protective films extend as far as the edge of the enclosure. This does not in any way impair the function of protecting the display.

## Technical specifications

Article number	6AV6671-2EC00-0AX0 PROTECT. FILM 4" TOUCH DEVICES		Article number	6AV6671-2EC00-0AX0 PROTECT. FILM 4" TOUCH DEVICES	
<b>General information</b>			<b>Mechanics/material</b>		
Product type designation	Protective film 4"		Material	• Plastic	
<b>Installation type/mounting</b>			Yes; Nonreflecting		
Mounting in portrait format possible	Yes		<b>Dimensions</b>		
Mounting in landscape format possible	Yes		Width	120 mm	
<b>Standards, approvals, certificates</b>			Height	105 mm	
CE mark	Yes		Thickness	0.125 mm	
RoHS conformity	Yes		<b>Scope of supply</b>		
<b>Ambient conditions</b>			Delivery quantity in pieces	10	
<b>Ambient temperature during operation</b>			<b>Other</b>		
• min.	-40 °C		printable with laser printer	Yes	
• max.	80 °C		Merchandise	Yes	
<b>Relative humidity</b>			Manufacturer name	SIEMENS AG	
• Operation, max.	90 %		Manufacturer's address	Gleiwitzerstraße 555, 90475 Nuremberg, Germany	
			Target devices	for TP 177B 4", KTP 400 Basic	

Article number	6AV6574-1AD00-4AX0 PROTECT. FILM 6" TOUCH DEVICES, TYPE 1	6AV6574-1AD00-4DX0 PROTECT. FILM 6" TOUCH DEVICES, TYPE 2	6AV6671-2XC00-0AX0 PROTECT. FILM 6" TOUCH DEVICES, TYPE 3	6AV6574-1AD04-4AA0 PROTECT. FILM 6" TOUCH DEVICES, TYPE 10
<b>General information</b>				
Product type designation	Protective film 6"	Protective film 6"	Protective film 6"	Protective film 6"
<b>Installation type/mounting</b>				
Mounting in portrait format possible	Yes	Yes	Yes	Yes
Mounting in landscape format possible	Yes	Yes	Yes	Yes
<b>Standards, approvals, certificates</b>				
CE mark	Yes	Yes	Yes	Yes
<b>Ambient conditions</b>				
<b>Ambient temperature during operation</b>				
• min.	-40 °C	-40 °C	-40 °C	-40 °C
• max.	50 °C	50 °C	80 °C	80 °C
<b>Relative humidity</b>				
• Operation, max.	90 %	90 %	90 %	90 %
<b>Mechanics/material</b>				
Material	• Plastic			
	Yes; Nonreflecting	Yes; Nonreflecting	Yes; Nonreflecting	Yes; Nonreflecting
<b>Dimensions</b>				
Width	118.4 mm	178.4 mm	179.4 mm	120.5 mm
Height	89 mm	135.4 mm	141.4 mm	91 mm
Thickness	0.125 mm	0.125 mm	0.125 mm	0.125 mm
<b>Scope of supply</b>				
Delivery quantity in pieces	10	10	10	10
<b>Other</b>				
printable with laser printer	Yes	Yes	Yes	Yes
Merchandise	Yes	Yes	Yes	Yes
Manufacturer name	SIEMENS AG			
Manufacturer's address	Gleiwitzerstraße 555, 90475 Nuremberg, Germany			
Target devices	For TP070, TP170micro, TP170A/B, C7-635 touch	For TP270 6", TP277 6", MP177 6" touch, MP270B 6" touch	for TP 177micro, TP 177A, TP 177B, OP 177B, KTP 600 Basic	For Mobile Panel 170, Mobile Panel 177

## Accessories

### Protective films

#### Technical specifications (continued)

Article number	<b>6AV2124-6GJ00-0AX0</b>	<b>6AV2181-5GJ00-0AX0</b>
	Protect. film 7" widescreen	Protect. film 7" widescreen, type 13
<b>General information</b>		
Product type designation	Protective film 7" widescreen	Protective film 7" widescreen
<b>Installation type/mounting</b>		
Mounting in portrait format possible	Yes	Yes
Mounting in landscape format possible	Yes	Yes
<b>Standards, approvals, certificates</b>		
CE mark	Yes	Yes
RoHS conformity	Yes	
<b>Ambient conditions</b>		
<b>Ambient temperature during operation</b>		
• min.	-40 °C	-40 °C
• max.	80 °C	80 °C
<b>Relative humidity</b>		
• Operation, max.	90 %	90 %
• Condensation permissible	No	No
<b>Mechanics/material</b>		
Material		
• Plastic	Yes; Nonreflecting	Yes; Nonreflecting
<b>Dimensions</b>		
Width	205.4 mm	169.5 mm
Height	149.4 mm	108.5 mm
Thickness	0.125 mm	0.125 mm
<b>Scope of supply</b>		
Delivery quantity in pieces	10	10
<b>Other</b>		
printable with laser printer	Yes	No
Merchandise	Yes	
Manufacturer name	SIEMENS AG	SIEMENS AG
Manufacturer's address	Gleiwitzerstraße 555, 90475 Nuremberg, Germany	
Target devices	for KTP700 Basic 2nd, TP700 Comfort, IPC277D	KTP700 Mobile, KTP700F Mobile

Article number	<b>6AV6671-3CC00-0AX0</b>	<b>6AV6671-3CC00-0AX5</b>	<b>6AV6671-5BC00-0AX0</b>
	PROTECT. FILM 8" TOUCH DEVICES, TYPE 1	PROTECT. FILM 8" TOUCH DEVICES, TYPE 2	Protect. film 8" TOUCH DEVICES, type 10
<b>General information</b>			
Product type designation	Protective film 8"	Protective film 8"	Protective film 8"
<b>Installation type/mounting</b>			
Mounting in portrait format possible	Yes	Yes	Yes
Mounting in landscape format possible	Yes	Yes	Yes
<b>Standards, approvals, certificates</b>			
CE mark	Yes		Yes
RoHS conformity		Yes	
<b>Ambient conditions</b>			
<b>Ambient temperature during operation</b>			
• min.	-40 °C	-40 °C	-40 °C
• max.	80 °C	80 °C	80 °C
<b>Relative humidity</b>			
• Operation, max.	90 %	90 %	90 %
<b>Mechanics/material</b>			
Material			
• Plastic	Yes; Nonreflecting	Yes; Nonreflecting	Yes; Nonreflecting
<b>Dimensions</b>			
Width	207 mm	217 mm	155.5 mm
Height	165 mm	217 mm	117.7 mm
Thickness	0.125 mm	0.125 mm	0.3 mm
<b>Scope of supply</b>			
Delivery quantity in pieces	10	10	2
<b>Other</b>			
printable with laser printer	Yes	Yes	Yes
Merchandise	Yes	Yes	
Manufacturer name	SIEMENS AG	SIEMENS AG	SIEMENS AG
Manufacturer's address	Gleiwitzerstraße 555, 90475 Nuremberg, Germany		
Target devices	For MP277 8" touch up to product version "ES 14"	For MP277 8" touch in product version "ES 15" and later	for Mobile Panel 277 8"

## Technical specifications (continued)

Article number	<b>6AV2124-6JJ00-0AX0</b> PROTECT. FILM 9" WIDESCREEN	<b>6AV2181-3JJ20-0AX0</b> PROTECT. FILM 9" WIDESCREEN, TYPE 2	<b>6AV2181-5JJ00-0AX0</b> Protect. film 9" widescreen, type 13
<b>General information</b>			
Product type designation	Protective film 9" widescreen	Protective film 9" widescreen	Protective film 9" widescreen
<b>Installation type/mounting</b>			
Mounting in portrait format possible	Yes	Yes	Yes
Mounting in landscape format possible	Yes	Yes	Yes
<b>Standards, approvals, certificates</b>			
CE mark	Yes	Yes	Yes
RoHS conformity	Yes		
<b>Ambient conditions</b>			
<b>Ambient temperature during operation</b>			
• min.	-40 °C	-40 °C	-40 °C
• max.	80 °C	80 °C	80 °C
<b>Relative humidity</b>			
• Operation, max.	90 %	90 %	90 %
• Condensation permissible	No	No	No
<b>Mechanics/material</b>			
Material			
• Plastic	Yes; Nonreflecting	Yes; Nonreflecting	Yes; Nonreflecting
<b>Dimensions</b>			
Width	265.4 mm	258.4 mm	214.6 mm
Height	181.4 mm	173.4 mm	134.6 mm
Thickness	0.125 mm	0.125 mm	0.125 mm
<b>Scope of supply</b>			
Delivery quantity in pieces	10	10	10
<b>Other</b>			
printable with laser printer	Yes	Yes	No
Merchandise	Yes	Yes	
Manufacturer name	SIEMENS AG	SIEMENS AG	SIEMENS AG
Manufacturer's address	Gleiwitzerstraße 555, 90475 Nuremberg, Germany	Gleiwitzerstraße 555, 90475 Nuremberg, Germany	Gleiwitzerstraße 555, 90475 Nuremberg, Germany
Target devices	for TP900 Comfort, IPC277D	for KTP900 Basic	KTP900 Mobile, KTP900F Mobile

## Accessories

### Protective films

#### Technical specifications (continued)

Article number	<b>6AV6671-3DC00-0AX0</b> PROTECT. FILM 10" TOUCH DEVICES, TYPE 1	<b>6AV6671-3DC00-0AX5</b> PROTECT. FILM 10" TOUCH DEVICES, TYPE 2	<b>6AV6645-7AB15-0AS0</b> Protect. film 10" TOUCH DEVICES, TYPE 10	<b>6AV6574-1AD00-4CX0</b> PROTECT. FILM 10" TO 12" TOUCH DEVICES
<b>General information</b>				
Product type designation	Protective film 10"	Protective film 10"	Protective film 10"	Protective film 10" ... 12"
<b>Installation type/mounting</b>				
Mounting in portrait format possible	Yes	Yes	Yes	Yes
Mounting in landscape format possible	Yes	Yes	Yes	Yes
<b>Standards, approvals, certificates</b>				
CE mark	Yes	Yes	Yes	Yes
RoHS conformity		Yes		
<b>Ambient conditions</b>				
<b>Ambient temperature during operation</b>				
• min.	-40 °C	-40 °C	-40 °C	-40 °C
• max.	80 °C	80 °C	80 °C	50 °C
<b>Relative humidity</b>				
• Operation, max.	90 %	90 %	90 %	90 %
<b>Mechanics/material</b>				
Material				
• Plastic	Yes; Nonreflecting	Yes; Nonreflecting	Yes; Nonreflecting	Yes; Polyester; non-reflecting
<b>Dimensions</b>				
Width	292 mm	299.8 mm	223.17 mm	297.4 mm
Height	248 mm	259.9 mm	170.37 mm	254.4 mm
Thickness	0.125 mm	0.125 mm	0.3 mm	0.125 mm
<b>Scope of supply</b>				
Delivery quantity in pieces	10	10	10	10
<b>Other</b>				
printable with laser printer	Yes	Yes	Yes	Yes
Merchandise	Yes	Yes		Yes
Manufacturer name	SIEMENS AG	SIEMENS AG	SIEMENS AG	SIEMENS AG
Manufacturer's address	Gleiwitzerstraße 555, 90475 Nuremberg, Germany	Gleiwitzerstraße 555, 90475 Nuremberg, Germany	Gleiwitzerstraße 555, 90475 Nuremberg, Germany	Gleiwitzerstraße 555, 90475 Nuremberg, Germany
Target devices			for Mobile Panel 277 10"	

## Technical specifications (continued)

Article number	6AV2124-6MJ00-0AX0	6AV2181-3MJ20-0AX0
	PROTECT. FILM 12" WIDESCREEN	PROTECT. FILM 12" WIDESCREEN, TYPE 2
<b>General information</b>		
Product type designation	Protective film 12" widescreen	Protective film 12" widescreen
<b>Installation type/mounting</b>		
Mounting in portrait format possible	Yes	Yes
Mounting in landscape format possible	Yes	Yes
<b>Standards, approvals, certificates</b>		
CE mark	Yes	Yes
RoHS conformity	Yes	
<b>Ambient conditions</b>		
<b>Ambient temperature during operation</b>		
• min.	-40 °C	-40 °C
• max.	80 °C	80 °C
<b>Relative humidity</b>		
• Operation, max.	90 %	90 %
• Condensation permissible	No	No
<b>Mechanics/material</b>		
Material		
• Plastic	Yes; Nonreflecting	Yes; Nonreflecting
<b>Dimensions</b>		
Width	321.4 mm	321.4 mm
Height	232.4 mm	236.8 mm
Thickness	0.125 mm	0.125 mm
<b>Scope of supply</b>		
Delivery quantity in pieces	10	10
<b>Other</b>		
printable with laser printer	Yes	Yes
Merchandise	Yes	Yes
Manufacturer name	SIEMENS AG	SIEMENS AG
Manufacturer's address	Gleiwitzerstraße 555, 90475 Nuremberg, Germany	Gleiwitzerstraße 555, 90475 Nuremberg, Germany
Target devices	for TP1200 Comfort, IPC277D	for KTP1200 Basic

Article number	6AV6574-1AD00-4EX0	6AV2124-6QJ00-0AX1
	PROTECT. FILM 15" TOUCH DEVICES	PROTECT. FILM 15" WIDESCREEN
<b>General information</b>		
Product type designation	Protective film 15"	Protective film 15" widescreen
<b>Installation type/mounting</b>		
Mounting in portrait format possible	Yes	Yes
Mounting in landscape format possible	Yes	Yes
<b>Standards, approvals, certificates</b>		
CE mark	Yes	
<b>Ambient conditions</b>		
Suited for indoor use		Yes
Suited for outdoor use		No
<b>Ambient temperature during operation</b>		
• min.	-40 °C	-40 °C
• max.	50 °C	80 °C
<b>Relative humidity</b>		
• Operation, max.	90 %	90 %
<b>Mechanics/material</b>		
Material		
• Plastic	Yes; Nonreflecting	Yes; Nonreflecting
<b>Dimensions</b>		
Width	362 mm	368 mm
Height	289 mm	231 mm
Thickness	0.125 mm	0.125 mm
<b>Weights</b>		
Weight without packaging		26 g; Per unit
<b>Scope of supply</b>		
Delivery quantity in pieces	10	10; Units per set
<b>Other</b>		
printable with laser printer	Yes	Yes
Merchandise	Yes	Yes
Manufacturer name	SIEMENS AG	SIEMENS AG
Manufacturer's address	Gleiwitzerstraße 555, 90475 Nuremberg, Germany	Gleiwitzerstraße 555, 90475 Nuremberg, Germany
Target devices		for Comfort Panel, IPC, Flat Panel, Thin Client
Note:		Not suitable for multi-touch (glass front)



## Accessories

### Protective films

#### Technical specifications (continued)

Article number	<b>6AV7672-1CE00-0AA0</b> PROTECT. FILM 19" TOUCH DEVICES	<b>6AV2124-6UJ00-0AX1</b> PROTECT. FILM 19" WIDESCREEN	<b>6AV6881-0UJ20-0AA0</b> Protect. film 19" glass front, type 1
<b>General information</b>			
Product type designation	Protective film 19"	Protective film 19" widescreen	Monitor film for 19" widescreen
<b>Installation type/mounting</b>			
Mounting in portrait format possible	Yes	Yes	Yes
Mounting in landscape format possible	Yes	Yes	Yes
<b>Standards, approvals, certificates</b>			
CE mark	Yes		Yes
RoHS conformity			Yes
<b>Ambient conditions</b>			
Suited for indoor use		Yes	Yes
Suited for outdoor use		No	No
<b>Ambient temperature during operation</b>			
• min.	-40 °C	-40 °C	-20 °C
• max.	80 °C	80 °C	80 °C
<b>Relative humidity</b>			
• Operation, max.	90 %	90 %	50 %
<b>Mechanics/material</b>			
Material			
• Plastic	Yes; Nonreflecting	Yes; Nonreflecting	Yes; Non-reflecting, matte, can be removed without residue, hard-coated, dirt-repellant
Enclosure material (front)			Scratching hardness 2H, adhesive force 0.011 N/25 mm
• PET			Yes; Polyester with functional hard layer, silicone adhesive
<b>Dimensions</b>			
Width	378 mm	451 mm	409 mm
Height	302.5 mm	285 mm	231 mm
Thickness	0.2 mm	0.125 mm	0.225 mm
<b>Weights</b>			
Weight without packaging		34 g; Per unit	34 g; Per unit
<b>Scope of supply</b>			
Delivery quantity in pieces	10	10; Units per set	5; Units per set
<b>Other</b>			
printable with laser printer	Yes	Yes	No
Merchandise	Yes	Yes	Yes; URM55 reflection shield, matte
Manufacturer name	SIEMENS AG	SIEMENS AG	Bedifol GmbH
Manufacturer's address	Gleiwitzerstraße 555, 90475 Nuremberg, Germany	Gleiwitzerstraße 555, 90475 Nuremberg, Germany	Byk-Gulden-Straße 2 // F22, 78467 Constance, Germany
Target devices		for Comfort Panel, IPC, Flat Panel, Thin Client	For 19" widescreen flat panels, can also be cut to size for smaller, glass front displays, not suitable for membrane fronts
Note:		Not suitable for multi-touch (glass front)	

**Technical specifications** (continued)

Article number	<b>6AV2124-6XJ00-0AX1</b> PROTECT. FILM 22" WIDESCREEN
<b>General information</b>	
Product type designation	Protective film 22" widescreen
<b>Installation type/mounting</b>	
Mounting in portrait format possible	Yes
Mounting in landscape format possible	Yes
<b>Ambient conditions</b>	
Suited for indoor use	Yes
Suited for outdoor use	No
<b>Ambient temperature during operation</b>	
• min.	-40 °C
• max.	80 °C
<b>Relative humidity</b>	
• Operation, max.	90 %
<b>Mechanics/material</b>	
Material	
• Plastic	Yes; Nonreflecting
<b>Dimensions</b>	
Width	518 mm
Height	334 mm
Thickness	0.125 mm
<b>Weights</b>	
Weight without packaging	44 g; Per unit
<b>Scope of supply</b>	
Delivery quantity in pieces	10; Units per set
<b>Other</b>	
printable with laser printer	Yes
Merchandise	Yes
Manufacturer name	SIEMENS AG
Manufacturer's address	Gleiwitzerstraße 555, 90475 Nuremberg, Germany
Target devices	for Comfort Panel, IPC, Flat Panel, Thin Client
Note:	Not suitable for multi-touch (glass front)

**Ordering data****Article No.****Protective films 4"**

- Touch devices
- Widescreen
- Widescreen, Type 13

**6AV6671-2EC00-0AX0**  
**6AV2124-6DJ00-0AX0**  
**6AV2181-5DJ00-0AX0**

**Protective films 6"**

- Touch devices, Type 4
- Touch devices, Type 10
- Touch devices, Type 1
- Touch devices, Type 2

**6AV6671-2XC00-0AX0**  
**6AV6574-1AD04-4AA0**  
**6AV6574-1AD00-4AX0**  
**6AV6574-1AD00-4DX0**

**Protective films 7"**

- Widescreen
- Widescreen, Type 13

**6AV2124-6GJ00-0AX0**  
**6AV2181-5GJ00-0AX0**

**Protective films 8"**

- Touch devices, Type 1
- Touch devices, Type 2
- Touch devices, Type 10

**6AV6671-3CC00-0AX0**  
**6AV6671-3CC00-0AX5**  
**6AV6671-5BC00-0AX0**

**Protective films 9"**

- Widescreen, Type 1
- Widescreen, Type 2
- Widescreen, Type 13

**6AV2124-6JJ00-0AX0**  
**6AV2181-3JJ20-0AX0**  
**6AV2181-5JJ00-0AX0**

**Protective films 10"**

- Touch devices, Type 1
- Touch devices, Type 2
- Touch devices, Type 10

**6AV6671-3DC00-0AX0**  
**6AV6671-3DC00-0AX5**  
**6AV6645-7AB15-0AS0**

**Protective films for 10" to 12" touch devices**

**6AV6574-1AD00-4CX0**

**Protective films 12"**

- Widescreen, Type 1
- Widescreen, Type 2

**6AV2124-6MJ00-0AX0**  
**6AV2181-3MJ20-0AX0**

**Protective films 15"**

- Touch devices
- Widescreen

**6AV6574-1AD00-4EX0**  
**6AV2124-6QJ00-0AX1**

**Protective films 19"**

- Touch devices
- Widescreen
- Widescreen "full-surface bonding"

**6AV7672-1CE00-0AA0**  
**6AV2124-6UJ00-0AX1**  
**6AV6881-0UJ20-0AA0**

**Protective films 22"**

- Widescreen

**6AV2124-6XJ00-0AX1**

**More information**Note:

Photos and product images may differ from the actual product.

Detailed technical specifications, content information, quantities and compatible core products are listed online in the technical specifications of the respective accessory.

Industry Mall:

<https://mall.industry.siemens.com>

If you use the TIA Selection Tool (selection guide) to find your core product, the appropriate accessories are also displayed automatically. This facilitates selection of suitable accessories.

<http://www.siemens.com/tia-selection-tool>

Data sheets and manufacturer declarations are available for downloading in the Online Support area.

<http://support.automation.siemens.com>


Informative material for downloading can be found on the Internet:

<http://www.siemens.com/simatic/printmaterial>

## Accessories

### Protective covers and dust caps

#### Overview



HMI accessories, protective covers and dust caps

#### ***Protective covers and dust caps***

##### Protective covers

With a protective cover the complete panel front can be additionally protected. This gives IP65 degree of protection to the complete panel front.

Protective covers with IP65 degree of protection provide complete frontal protection of the panel and IPC against dirt and scratches.

If the protective cover is now attacked by corrosive substances, the actual front of the device remains unaffected. If it is damaged, the protective cover can easily be replaced at any time.

Self-adhesive protective films are available for simple display protection.

The protective covers can be kept clean using high-pressure cleaning equipment.

Ready-made templates can be downloaded to help you create and print out your own low-cost frame designs between panel and protective cover.

Unfortunately, no protective covers are available for the Basic and Comfort Panels, or the IPCs.

##### Dust caps

It is also possible to dustproof unused or rarely used interfaces on the back or underside of the device.

For this purpose we offer dust caps.

## Technical specifications

Article number	6AV6574-1AE00-4AX0	6AV6671-1AJ00-0AX0	6AV6671-2DJ00-0AX0	6AV6671-3CK01-0AX0	6AV6671-3CK00-0AX0
	PROTECTIVE COVER 6" TOUCH DEVICES	PROTECTIVE COVER OP 77	PROTECTIVE COVER OP 177	PROTECTIVE COVER MP 277 8" TOUCH	PROTECTIVE COVER MP 277 10" TOUCH
<b>General information</b>					
Product type designation	Protective cover 6" touch devices	Guard hoods	Guard hoods	Protective cover MP277 8" touch	Protective cover MP277 10" touch
<b>Installation type/mounting</b>					
Mounting in portrait format possible	Yes	Yes	Yes	Yes	Yes
Mounting in landscape format possible	Yes	Yes	Yes	Yes	Yes
<b>Degree and class of protection</b>					
IP (at the front)	IP65	IP65	IP65	IP65	IP65
<b>Standards, approvals, certificates</b>					
CE mark	Yes	Yes	Yes	Yes	Yes
<b>Ambient conditions</b>					
<b>Ambient temperature during operation</b>					
• min.	-40 °C	-40 °C	-40 °C	-40 °C	-40 °C
• max.	80 °C	80 °C	80 °C	80 °C	80 °C
<b>Relative humidity</b>					
• Operation, max.	95 %	95 %	95 %	95 %	95 %
<b>Mechanics/material</b>					
Material					
• Plastic	Yes	Yes	Yes	Yes	Yes
<b>Dimensions</b>					
Width	242.3 mm	178.6 mm	274.3 mm	270.8 mm	355.8 mm
Height	186.3 mm	214.6 mm	243.26 mm	211 mm	294 mm
Thickness	10 mm	7.8 mm	7.8 mm	7.8 mm	7.8 mm
Mounting cutout, width	198 mm	135 mm	229 mm	226 mm	310 mm
Mounting cutout, height	142 mm	171 mm	196 mm	166 mm	248 mm
<b>Weights</b>					
Weight without packaging	750 g	750 g	750 g	750 g	750 g
<b>Scope of supply</b>					
Delivery quantity in pieces					
• Parts per unit	2; 2 cover frames, 2 base frames, 2 protective covers, molded (for TP070, TP170micro, TP170A/B), 2 protective covers, smooth (for TP177micro, TP177A/B, TP270 6", MP177 6" touch, MP270 6" touch)	2; 2 cover frames, 2 base frames, 2 protective covers	2; 2 cover frames, 2 base frames, 2 protective covers	2; 2 cover frames, 2 base frames, 2 protective covers	2; 2 cover frames, 2 base frames, 2 protective covers
<b>Other</b>					
Merchandise	Yes	Yes	Yes	Yes	Yes
Manufacturer name	SIEMENS AG	SIEMENS AG	SIEMENS AG	SIEMENS AG	SIEMENS AG
Manufacturer's address	Gleiwitzerstraße 555, 90475 Nuremberg, Germany	Gleiwitzerstraße 555, 90475 Nuremberg, Germany	Gleiwitzerstraße 555, 90475 Nuremberg, Germany	Gleiwitzerstraße 555, 90475 Nuremberg, Germany	Gleiwitzerstraße 555, 90475 Nuremberg, Germany
Target devices	For TP070, TP170A, TP170B, TP170micro, TP177micro, TP177A, TP177B, TP270 6", TP277 6", MP270 6" touch	for OP 77A, OP 77B	For OP177B	For MP277 8" touch as far as product version "ES 14" with narrow frame	For MP277 10" touch up to product version "ES 14", Thin Client 10" up to "ES 03" (6AV6646-0AA21-2AX0) with narrow frame

## Accessories

### Protective covers and dust caps

Ordering data	Article No.
<b>Protective covers for 6" touch devices</b> For TP 070, TP 170micro, TP 177micro, TP 170A/B, TP 177A/B, TP 270 6", TP 277 6" MP 177 6" touch, MP 270 6" touch	6AV6574-1AE00-4AX0
<b>Protective covers for OP 77</b> For OP77 and OP77B	6AV6671-1AJ00-0AX0
<b>Protective covers for OP 177</b> For OP177B	6AV6671-2DJ00-0AX0
<b>Protective covers for MP 277 8" touch devices</b> Only suitable for MP 277 8" touch up to E14 <sup>1)</sup> (for devices with a narrow frame geometry)	6AV6671-3CK01-0AX0
<b>Protective covers for MP 277 10" touch devices</b> Only suitable for MP 277 10" touch up to E14 <sup>1)</sup> and 10" Thin Client up to E03 <sup>2)</sup> (for devices with a narrow frame geometry)	6AV6671-3CK00-0AX0
<b>Dust protection set for USB and RJ45 interfaces</b> SIMATIC PC, dust protection set accessory, interfaces for Panels, Thin Clients and IPCs with suitable USB or RJ45 (LAN) interface	6ES7648-1AA50-0XG0

<sup>1)</sup> E14 = Product version 14

<sup>2)</sup> E03 = Product version 03

### More information

#### Note:

Photos and product images may differ from the actual product.

Detailed technical specifications, content information, quantities and compatible core products are listed online in the technical specifications of the respective accessory.

Industry Mall:

<https://mall.industry.siemens.com>

If you use the TIA Selection Tool (selection guide) to find your core product, the appropriate accessories are also displayed automatically. This facilitates selection of suitable accessories.

<http://www.siemens.com/tia-selection-tool>


Data sheets and manufacturer declarations are available for downloading in the Online Support area.

<http://support.automation.siemens.com>

Informative material for downloading can be found on the Internet:

<http://www.siemens.com/simatic/printmaterial>

## Overview



HMI accessories, service set family

### Service sets

A service set contains all the typical parts that are required for a core product.

If several identical parts are required, e.g. mounting clips, it makes more sense to order these separately.

Detailed information and quantities can be obtained from the relevant technical specifications.

The number and contents are optimized in terms of functionality and cost. For this reason, accessories can only be obtained in the specified pack sizes.

## Technical specifications

Article number	<b>6AV6671-2EA00-0AX0</b> Service set for 4" and 6" devices
<b>Standards, approvals, certificates</b>	
CE mark	Yes
RoHS conformity	Yes
<b>Ambient conditions</b>	
<b>Ambient temperature during operation</b>	
• min.	0 °C
• max.	55 °C
<b>Relative humidity</b>	
• Operation, max.	95 %
<b>Scope of supply</b>	
Delivery quantity in pieces	
• Parts per unit	1; Content: 2x seal KTP 400-TP 177B 4", 2x seal for KTP 600, 7x aluminum mounting clip, 1x 2-pin female connector
<b>Other</b>	
Merchandise	Yes
Manufacturer name	SIEMENS AG
Manufacturer's address	Gleiwitzerstraße 555, 90475 Nuremberg, Germany
Target devices	for KTP 400 Basic, KTP 600 Basic, TP 177B 4"

## Accessories

### Service sets

#### Technical specifications (continued)

Article number	6AV6574-1AA00-2DX0	6AV6675-3AA00-0AX0	6AV6574-1AA00-2CX0	6AV6574-1AA00-2BX0
	Service set for 10" devices, type 1	Service set for 10" devices, type 2	Service set for 10" to 15" devices	Service set for 12" devices
<b>General information</b>				
Product type designation		Service set 10"		
<b>Standards, approvals, certificates</b>				
CE mark	Yes	Yes	Yes	Yes
<b>Ambient conditions</b>				
<b>Ambient temperature during operation</b>				
• min.		0 °C		0 °C
• max.		55 °C		55 °C
<b>Relative humidity</b>				
• Operation, max.		95 %		95 %
<b>Scope of supply</b>				
Delivery quantity in pieces				
• Parts per unit	1; Content : 1x slide-in label strip for OP270 10" and MP270 10" key, 1x installation seal for OP270 10" and MP270 10" key, 10x cast aluminum mounting clips, 1x 2-pin female connector, 1x Allen key	1; Content: 1x installation seal, 10x cast aluminum mounting clips, 1x 2-pin female connector, 1x Allen key	1; Content: 10x aluminum mounting clips, 1x 2-pin female connector, 1x CF card interlock, 1x PC card interlock, 1x installation seal, C7-636, TP/MP270(B), MP370-12"T, 1x installation seal for MP370-15"T, all other panels have a non-replaceable foam seal	1; Content: 2x labeling strips, 6x aluminum mounting clips, 1x 2-pin female connector, 1x Allen key, 2x memory card interlocks
<b>Other</b>				
Merchandise	Yes		Yes	Yes
Manufacturer name	SIEMENS AG		SIEMENS AG	SIEMENS AG
Manufacturer's address	Gleiwitzerstraße 555, 90475 Nuremberg, Germany		Gleiwitzerstraße 555, 90475 Nuremberg, Germany	Gleiwitzerstraße 555, 90475 Nuremberg, Germany
Target devices	for OP 270 10", MP 270B key	For MP277 10" touch with stainless steel front	For C7-636 touch, TP270 10", MP270B 10" touch, MP370 12" touch, MP370 15" touch	for MP 370 12" key

**Technical specifications** (continued)

Article number	<b>6AV6671-4XA00-0AX0</b> Service set for 12" to 19" devices	<b>6AV6671-4CA00-0AX0</b> Service set for 15" devices
<b>General information</b>		
Product type designation	Service set 12" ... 19"	Service set 15"
<b>Standards, approvals, certificates</b>		
CE mark	Yes	Yes
RoHS conformity	Yes	Yes
<b>Ambient conditions</b>		
<b>Ambient temperature during operation</b>		
• min.	0 °C	0 °C
• max.	55 °C	55 °C
<b>Relative humidity</b>		
• Operation, max.	95 %	95 %
<b>Scope of supply</b>		
Delivery quantity in pieces		
• Parts per unit	1; Content: 1x mounting seal MP377 12" key, 1x mounting seal MP377 12" touch, 1x mounting seal MP377 15" touch, 1x mounting seal MP377 19" touch, 18x aluminum mounting clip, 1x 2-pin female connector	1; Content: 1 x mounting seal, 1 x memory card lock, 12 x cast aluminum mounting clip, 1 x 2-pin female connector, 1 x Allen key
<b>Other</b>		
Merchandise	Yes	Yes
Manufacturer name	SIEMENS AG	SIEMENS AG
Manufacturer's address	Gleiwitzerstraße 555, 90475 Nuremberg, Germany	Gleiwitzerstraße 555, 90475 Nuremberg, Germany
Target devices	For MP377 12" key, MP377 12" touch, MP377 15" touch, MP377 19" touch	For MP377 15" touch with stainless steel front



## Accessories

### Service sets

#### Technical specifications (continued)

Article number	<b>6AV6574-1AA04-4AA0</b>	<b>6AV6671-5CA00-0AX1</b>	<b>6AV6671-5CA00-0AX2</b>
	Service set Mobile Panel	Service set Mobile Panel Wireless V1	Service set Mobile Panel Wireless V2
<b>General information</b>			
Product type designation		Service set Mobile Panel 277 (F) IWLAN V1	Service set Mobile Panel 277 (F) IWLAN V2
<b>Standards, approvals, certificates</b>			
CE mark	Yes	Yes	Yes
<b>Ambient conditions</b>			
<b>Ambient temperature during operation</b>			
• min.		0 °C	0 °C
• max.		55 °C	55 °C
<b>Relative humidity</b>			
• Operation, max.		95 %	95 %
<b>Scope of supply</b>			
Delivery quantity in pieces			
• Parts per unit	1; Content: 1x blanking plug, 2x PG cable gland A-box, 1x screw set cover A-box, 2x 12-pin terminal box, 1x 3-pin terminal box, 1x dummy cap A-box, 2x corner seal l/r and O-ring, 4x decorative film corner seal l/r	1; Content: 2x covers for charging station l/r, 1x connector for charging station, 2x corner seals l/r, 2x gasket corner seals, 4x decorative film corner seals l/r, 1x backup battery 3.6 V / 1.5 Ah including cover, 1x spare key for charging cradle	1; Content: 1x battery slot cover device with seal, 2x cover charging station l/r, 1x circular connector charging station, 2x corner seal l/r, 2x O-ring seal, 4x decorative foil, 1x charging tray spare key incl. lock and lock holder, screws
<b>Other</b>			
Merchandise	Yes	Yes	Yes
Manufacturer name	SIEMENS AG	SIEMENS AG	SIEMENS AG
Manufacturer's address	Gleiwitzerstraße 555, 90475 Nuremberg, Germany	Gleiwitzerstraße 555, 90475 Nuremberg, Germany	Gleiwitzerstraße 555, 90475 Nuremberg, Germany
Target devices	For Mobile Panel 170, Mobile Panel 177	for Mobile Panel 277 IWLAN V1, Mobile Panel 277F IWLAN V1	for Mobile Panel 277 IWLAN V2, Mobile Panel 277F IWLAN V2

## Technical specifications (continued)

Article number	6AV6671-3EA01-0AX0	6AV3678-3XC30	6AV3678-1CC10	6AV6671-1XA00-0AX0	6AV6881-5AA00-0AA0
	Service set Industrial USB Hub 4	SERVICE PACKAGE F. PP7, PP17 I, PP17 II	SERVICE PACKAGE F. OP7/17 AND TD17	OP73MICRO, OP73, OP77 SERVICE SET	Service set KTP Mobile covers
<b>General information</b>					
Product type designation	Industrial USB Hub 4				Service set Mobile Panel
<b>Standards, approvals, certificates</b>					
CE mark	Yes	Yes	Yes	Yes	
RoHS conformity	Yes				
<b>Ambient conditions</b>					
<b>Ambient temperature during operation</b>					
• min.	0 °C	0 °C	0 °C	0 °C	0 °C
• max.	55 °C	55 °C	55 °C	55 °C	55 °C
<b>Relative humidity</b>					
• Operation, max.	95 %	95 %	95 %	95 %	95 %
<b>Mechanics/material</b>					
Enclosure material (front)					
• Plastic					Yes; Cable clamp and USB cover
• Sheet steel					Yes; Screws
Screw type					
• Cross-tip					Yes; Cross-tip including slot
<b>Scope of supply</b>					
Delivery quantity in pieces					5; Cable clamp (5x), USB cover (5x), and M3 x 12 screws (25x)
• Parts per unit	1; Content: 1x mounting seal, 1x mounting frame, 5x plastic mounting clip, 1x 2-pin female connector	1; Content: 1x mounting seal PP7, 1x mounting seal PP17, 5x plastic mounting clip, 1x 2-pin female connector, 1x 3-pin female connector, 1x 4-pin female connector, 2x 16-pin female connector	1; Content: 1x mounting seal TD17, 1x mounting seal OP7, 1x mounting seal TD/ OP17, 5x plastic mounting clip	1; Content: 1x mounting seal OP73, 1x mounting seal OP77, 4x plastic mounting clip, 1x 2-pin female connector	
Components included					Cable clamp, USB cover and screws
<b>Other</b>					
Merchandise	Yes				Yes
Manufacturer name	SIEMENS AG				SIEMENS AG
Manufacturer's address	Gleiwitzerstraße 555, 90475 Nuremberg, Germany				Gleiwitzerstraße 555, 90475 Nuremberg, Germany
Target devices	For the Industrial USB Hub 4				For Mobile Panel 2nd Generation
Note:		for PP7, PP17-I, PP17-II	for TD17, OP7, OP17	for OP73micro, OP73, OP77A, OP77B	The cable clamp can only be used for wired devices

## Accessories

### Service sets

Ordering data	Article No.		Article No.
<b>Service sets</b> For contents and matching devices, see Technical Specifications in the Mall			
<b>For 4" and 6" devices</b> Service set for KTP400 Basic, KTP600 Basic, TP 177B 4"	6AV6671-2EA00-0AX0	<b>For 12" devices</b> Service set for MP 370 12" key, MP 377 12" key devices	6AV6574-1AA00-2BX0
<b>For 6" devices, type 1</b> Service set for TP 070, TP 170A/B, OP 170B, TP 170micro, OP 270, TP 270B, MP 270B Touch	6AV6574-1AA00-4AX0	<b>For 12" to 19" devices</b> Service set for MP 377 12" touch and key devices, MP 377 15" Touch, MP 377 19" touch devices	6AV6671-4XA00-0AX0
<b>For 6" devices, type 2</b> Service set for TP 070, TP 170A/B, OP 170B, TP 170micro, TP/OP 270 6", MP 270B 6" Touch	6AV2181-8XA80-0AX0	<b>For 15" devices</b> Service set for MP 377 15" touch devices with stainless steel front	6AV6671-4CA00-0AX0
<b>For 6" devices, type 3</b> Service set for TP 177micro, TP 177A/B, OP 177B	6AV6671-2XA00-0AX0	<b>For Mobile Panel 177/277</b>	6AV6574-1AA04-4AA0
<b>For 6" to 10" devices</b> Service set for TP/OP 277 6", MP 277 8" touch, MP 277 8" key, MP 277 10" key and MP 277 10" touch devices up to product version "ES 14"	6AV6671-3XA01-0AX0	<b>For Mobile Panel 277(F) IWLAN V1</b>	6AV6671-5CA00-0AX1
<b>For 8" to 10" devices</b> Service set for MP 277 8" touch and key devices from product version "ES 15", MP 277 10" touch devices from product version "ES 15"	6AV6671-3XA01-0AX1	<b>For Mobile Panel 277(F) IWLAN V2</b>	6AV6671-5CA00-0AX2
<b>For 10", type 1</b> Service set for OP 270 10", MP 270B key devices	6AV6574-1AA00-2DX0	<b>For Industrial USB Hub 4</b>	6AV6671-3EA01-0AX0
<b>For 10" devices, Type 2</b> Service set for MP 277 10" touch devices with stainless steel front	6AV6675-3AA00-0AX0	<b>For Push Button Panels</b> Service set for PP7, PP17I, PP17 II, 1x mounting gasket PP17, 5x mounting clamps, 1x 24 V DC connector 2-pin, 1x 24 V DC connector 3-pin, 1x connector 4-pin, 2x connector 16-pin.	6AV3678-3XC30
<b>For 10" to 15" devices</b> Service set for C7-636 Touch, TP 270 10", MP 270B 10" Touch, MP 370 12"/15" touch devices	6AV6574-1AA00-2CX0	<b>For TD17, OP7/17</b> Service set for OP7/OP17 and TD17; 1x TD17 mounting gasket, 1x OP7 mounting gasket, 1x OP17 mounting gasket 5x mounting clamps	6AV3678-1CC10
		<b>For OP73 micro, OP73, OP77</b> Service set for OP73micro, OP 73, OP 77A, OP 77B	6AV6671-1XA00-0AX0
		<b>KTP Mobile covers</b> For cable inlet and USB, as well as key recess	6AV6881-5AA00-0AA0

## 6

### More information

#### Note:

Photos and product images may differ from the actual product.

Detailed technical specifications, content information, quantities and compatible core products are listed online in the technical specifications of the respective accessory.  
 Industry Mall:

<https://mall.industry.siemens.com>

If you use the TIA Selection Tool (selection guide) to find your core product, the appropriate accessories are also displayed automatically. This facilitates selection of suitable accessories.

<http://www.siemens.com/tia-selection-tool>

Data sheets and manufacturer declarations are available for downloading in the Online Support area.

<http://support.automation.siemens.com>

Informative material for downloading can be found on the Internet:

<http://www.siemens.com/simatic/printmaterial>

## Overview



HMI accessories, storage media

### Storage media

Storage devices, memory cards and USB flash drives tested and approved by Siemens ensure the best possible functionality and compatibility.

SIMATIC HMI storage media are suitable for industry and optimized for the requirements in industrial environments. Special formatting and write algorithms ensure fast read/write cycles and a long service life of the memory cells.

**MultiMediaCards** can also be used in operator panels with SD slots. Detailed information on usability can be found in the storage media and panels technical specifications.

The actual memory capacity of the memory cards or USB flash drives may change depending on production factors. This means that the specified memory capacity may not always be 100% available to the user. When selecting or searching for core products using the SIMATIC selection guide, accessories appropriate to the core product are always automatically displayed or offered.

Due to the nature of the technology used, the reading/writing speed can diminish over time. This is always dependent on the environment, the size of the files saved, the extent to which the card is filled and a number of additional factors. SIMATIC Memory Cards, however, are always designed so that typically all of the data is reliably written to a card even when the device is being switched off. Further information can be taken from the operating instructions of the respective devices.

The following storage media are available:

- **MultiMediaCard**
- **Secure Digital Memory Card**
- SD memory card Outdoor
- PC memory card (**PC Card**)
- PC memory card adapter (**PC Card Adapter**)
- **CompactFlash Card**
- CFast memory card
- SIMATIC HMI USB memory stick
- SIMATIC HMI USB FlashDrive
- Pushbutton Panel memory module
- IPC memory expansions

#### Note:

Do **not** use SIMATIC S7 Memory Cards from S7 controllers in operator panels or PC systems. When used in this way, these memory cards lose their functionality and can then no longer be used with S7 controllers.

Cyclic archiving may place very high stress on the memory and could lead to failure. In this case, it is necessary to calculate the write cycles in respect of the frequency and size of the data volume in advance. Network drives are more suitable for archiving larger data volumes at short to very short intervals. This rules out any repair or replacement.

## Accessories

### Storage media

#### Technical specifications

Article number	<b>6AV6671-1CB00-0AX2</b> SIMATIC MM memory card 128 MB	<b>6AV6671-8XB10-0AX1</b> SIMATIC SD memory card 512 MB	<b>6AV2181-8XP00-0AX0</b> SIMATIC SD memory card 2 GB	<b>6AV6574-2AC00-2AA1</b> SIMATIC HMI CF memory card, 512 MB
<b>General information</b>				
Product type designation	MM memory card	SD memory card	SD memory card	CompactFlash card
<b>Connection type</b>				
• USB	No	No	No	
<b>Frame size/design</b>				
• Standard	Yes; Typically 10 000 insertion cycles	Yes; Typically 10 000 insertion cycles	Yes; Typically 10 000 insertion cycles	Yes
• Flat	Yes	Yes	Yes	
<b>Installation type/mounting</b>				
Mounting in portrait format possible	Yes	Yes	Yes	
Mounting in landscape format possible	Yes	Yes	Yes	
<b>Supply voltage</b>				
Type of supply voltage	DC	DC	DC	DC
Rated value (DC)	3.3 V; Max 3.6 V	3.3 V; Max 3.6 V	3.3 V; Max 3.6 V	3.3 V; Selectable power supply; 3.3 V ±10% or 5.0 V ±10%
<b>Memory</b>				
Type of memory	MultiMediaCard	Secure Digital memory card	Secure Digital memory card	CompactFlash memory CF type I
Design				CompactFlash
Memory size	128 Mbyte	512 Mbyte	2 048 Mbyte; Larger internal memory	512 Mbyte
Transmission rate for reading, max.	0 kbit/s; No value available	1.6 Mbit/s; Minimum, typical for newly formatted memory	1.6 Mbit/s; Minimum, typical for newly formatted memory	
Transmission rate for writing, max.	300 kbit/s; Minimum, typical for newly formatted memory	1.6 Mbit/s; Minimum, typical for newly formatted memory	1.6 Mbit/s; Minimum, typical for newly formatted memory	
SLC flash write cycles				2; Millions, consumer quality
Wear leveling (distributed writing)	Yes; > 100 000 write/read cycles per cell and > 3 000 000 write/read cycles per card	Yes; > 100 000 write/read cycles per cell and > 3 000 000 write/read cycles per card	Yes; > 100 000 write/read cycles per cell and > 3 000 000 write/read cycles per card	
Write protection switch	No	Yes; Effectiveness depends on the device	Yes; Effectiveness depends on the device	No
<b>Interfaces</b>				
Device-side interface				
• Number of pins device-side	7	9	9	
<b>Standards, approvals, certificates</b>				
CE mark	Yes	Yes	Yes	Yes
UL approval			Yes	
cULus			Yes	
RoHS conformity		Yes	Yes	Yes
China RoHS compliance		Yes	Yes	Yes
<b>Marine approval</b>				
• Germanischer Lloyd (GL)	Yes; Always comply with the operating instructions of the target device.			
• American Bureau of Shipping (ABS)	Yes; Always comply with the operating instructions of the target device.			
• Bureau Veritas (BV)	Yes; Always comply with the operating instructions of the target device.			
• Det Norske Veritas (DNV)	Yes; Always comply with the operating instructions of the target device.			
• Lloyds Register of Shipping (LRS)	Yes; Always comply with the operating instructions of the target device.			
• Nippon Kaiji Kyokai (Class NK)	Yes; Always comply with the operating instructions of the target device.			
• Polski Rejestr Statkow (PRS)	Yes; Always comply with the operating instructions of the target device.			
• Chinese Classification Society (CCS)	Yes; Always comply with the operating instructions of the target device.			
• Compass working clearance	5 m	5 m	5 m	

## Technical specifications (continued)

Article number	6AV6671-1CB00-0AX2	6AV6671-8XB10-0AX1	6AV2181-8XP00-0AX0	6AV6574-2AC00-2AA1
	SIMATIC MM memory card 128 MB	SIMATIC SD memory card 512 MB	SIMATIC SD memory card 2 GB	SIMATIC HMI CF memory card, 512 MB
<b>Use in hazardous areas</b>				
• ATEX Zone 2	Yes; Always comply with the operating instructions of the target device.			
• ATEX Zone 22	Yes; Always comply with the operating instructions of the target device.			
• IECEx Zone 2	Yes; Always comply with the operating instructions of the target device.			
• IECEx Zone 22	Yes; Always comply with the operating instructions of the target device.			
• cULus Class I Zone 2, Division 2	Yes; Always comply with the operating instructions of the target device.			
• FM Class I Division 2	Yes; Always comply with the operating instructions of the target device.			
<b>Ambient conditions</b>				
<b>Ambient temperature during operation</b>				
• min.	0 °C; Indoor	0 °C; Indoor	-30 °C; Indoor/outdoor	0 °C; Any mounting angle
• max.	50 °C; Indoor	50 °C; Indoor	60 °C; Indoor/outdoor	50 °C; Any mounting angle
<b>Relative humidity</b>				
• Operation, max.	90 %	90 %	90 %	90 %
• Condensation permissible	No; Condensation not permissible	No; Condensation not permissible	No; Condensation not permissible	No
<b>Operating systems</b>				
<b>pre-installed operating system</b>				
• Windows CE			No; Preinstalled system files	
<b>Runs under operating system</b>				
• Windows CE	Yes	Yes	Yes	Yes
• Windows Vista	Yes	Yes	Yes	Yes
• Windows XP	Yes	Yes	Yes	Yes
• Windows 7	Yes	Yes	Yes	Yes
• Windows 8	Yes	Yes	Yes	Yes
• Windows 10	Yes	Yes	Yes	Yes
• Linux	No	No	No	No
• other				No
<b>Mechanics/material</b>				
Enclosure material (front)				
• Plastic	Yes; Gold contacts	Yes; Gold contacts	Yes; Gold contacts	Yes
Enclosure color (front)				
	RAL 6034 (color deviation possible)	RAL 6034 (color deviation possible)	RAL 6034 (color deviation possible)	
<b>Service life</b>				
• Number of operating cycles, keys	10; Min. data storage without loss (in years)	10; Min. data storage without loss (in years)	10; Min. data storage without loss (in years)	
<b>Dimensions</b>				
Width	24 mm	24 mm	24 mm	42.8 mm
Height	32 mm	32 mm	32 mm	36.4 mm
Thickness	2.1 mm	2.1 mm	2.1 mm	3.3 mm
<b>Weights</b>				
Weight without packaging	3 g	3 g	3 g	10 g
<b>Scope of supply</b>				
Delivery quantity in pieces	1	1	1	1
<b>Other</b>				
Merchandise	No	No	No	No
Manufacturer name	SIEMENS AG	SIEMENS AG	SIEMENS AG	SIEMENS AG
Manufacturer's address		Gleiwitzerstraße 555, 90475 Nuremberg, Germany	Gleiwitzerstraße 555, 90475 Nuremberg, Germany	Gleiwitzerstraße 555, 90475 Nuremberg, Germany
Target devices	for OP 77B, TP177B, OP 177B, TP 277, OP 277, C7-635, MP 177, MP 277, MP 377, Mobile Panel 177, Mobile Panel 277, Comfort Panel	for MP 177, MP 277, MP 377 and Mobile Panel 277, WinCC flexible 2008 SP1 and higher for OP 77, TP/OP 177, TP/OP 277, Mobile Panel 177, with SD/MMC slot	Specifically for KTP Mobile Panels 2nd Generation and Comfort Panels, but also for all other panels (except for Classis Panels) and PCs with suitable slot	for SIMATIC HMI devices with CF slot
Note:			Not suitable for MP177, MP277, MP377, Mobile Panel 277, OP77, TP/OP177, TP/OP277 and Mobile Panel 177	

## Accessories

### Storage media

#### Technical specifications (continued)

Article number	<b>6AV6574-2AC00-2AF1</b>	<b>6AV6574-2AF00-8AX0</b>	<b>6AV2181-8AS20-0AX0</b>
	PC memory card 512 MB	PC card adapter for CF memory card	SIMATIC HMI USB memory stick, 8 GB
<b>General information</b>			
Product type designation	PC memory card	PC card adapter for CF memory card	USB flash memory
<b>Connection type</b>			
• USB	No	No	Yes; USB 2.0 type A
<b>Frame size/design</b>			
• Standard / Flat	Yes / Yes	Yes / Yes	Yes / Yes
<b>Installation type/mounting</b>			
Mounting in portrait format possible / Mounting in landscape format possible	Yes / Yes	Yes / Yes	Yes / Yes
<b>Supply voltage</b>			
Type of supply voltage	DC	none	DC
Rated value (DC)	3.3 V		5 V
<b>Memory</b>			
Type of memory	Personal computer memory card type II	Personal computer memory card type II	SLC
Memory size	512 Mbyte		8 Gbyte
Speed class			Up to: Read: 25 MB/s, write: 15 MB/s
File format			FAT32
SLC flash write cycles			100 000; "100 000" means that each cell (bit) can be written and deleted in flash 100 000x. "1 bit/512 bytes ECC" means that 1 bit/512 bytes can be corrected in the event of a fault
Write protection switch	No	No	No
<b>Interfaces</b>			
Number of USB interfaces			1; USB 2.0 type A
<b>Standards, approvals, certificates</b>			
CE mark	Yes	Yes	Yes
RoHS conformity	Yes	Yes	Yes
China RoHS compliance	Yes	Yes	Yes
<b>Ambient conditions</b>			
<b>Ambient temperature during operation</b>			
• min.	0 °C	0 °C	0 °C
• max.	50 °C	50 °C	55 °C
<b>Relative humidity</b>			
• Operation, max.	90 %	90 %	85 %
• Condensation permissible	No	No	No
<b>Runs under operating system</b>			
• Windows CE / Vista / XP / 7 / 8	Yes / Yes / Yes / Yes / Yes	Yes / Yes / Yes / Yes / Yes	Yes / Yes / Yes / Yes / Yes
• Windows 10			Yes
• Linux	No	No	No
<b>Mechanics/material</b>			
Enclosure material (front)	Plastic	Aluminum	Sheet steel
<b>Dimensions</b>			
Width x Height x Thickness in mm	54 x 85,6 x 5	54 x 85,6 x 5	16,7 x 59,1 x 7
<b>Weights</b>			
Weight without packaging	34 g	24 g	12 g
<b>Scope of supply</b>			
Delivery quantity in pieces	1; Content: CF memory card, 512 MB, and PC card adapter	1	1
<b>Other</b>			
Merchandise	No	Yes	No
Manufacturer name	SIEMENS AG	SIEMENS AG	SIEMENS AG
Manufacturer's address	Gleiwitzerstraße 555, 90475 Nuremberg, Germany		
Target devices	for SIMATIC HMI devices with PC card slot	for SIMATIC HMI devices with PC card slot	For all HMI Panels with suitable USB interface
Note:			Not suitable for cyclic archiving, for TP1500 Comfort Outdoor, TP700 Comfort Outdoor: Observe the temperature range

## Technical specifications (continued)

Article number	6ES7648-2BF02-0XF0	6ES7648-2BF02-0XG0	6ES7648-2BF02-0XH0	6ES7648-2BF02-0XJ0
	SIMATIC CF memory card, 2 GB	SIMATIC CF memory card, 4 GB	SIMATIC CF memory card, 8 GB	SIMATIC CF memory card, 16 GB
<b>General information</b>				
Product type designation	CompactFlash card	CompactFlash card	CompactFlash card	CompactFlash card
<b>Frame size/design</b>				
• Standard	Yes	Yes	Yes	Yes
<b>Supply voltage</b>				
Type of supply voltage	DC	DC	DC	DC
Rated value (DC)	3.3 V; Selectable power supply: 3.3 V ±10% or 5.0 V ±10%			
<b>Memory</b>				
Type of memory	CompactFlash memory CF type I	CompactFlash memory CF type I	CompactFlash memory CF type I	CompactFlash memory CF type I
Design	SLC flash	SLC flash	SLC flash	SLC flash
Memory size	2 Gbyte; 1 year (data retention)	4 Gbyte; 1 year (data retention)	8 Gbyte; 1 year (data retention)	16 Gbyte; 1 year (data retention)
Speed class	Write speed: up to 16 MB/s (UDMA4), read speed: up to 36 MB/s (UDMA4)	Write speed: up to 16 MB/s (UDMA4), read speed: up to 36 MB/s (UDMA4)	Write speed: up to 16 MB/s (UDMA4), read speed: up to 36 MB/s (UDMA4)	Write speed: up to 16 MB/s (UDMA4), read speed: up to 36 MB/s (UDMA4)
SLC flash write cycles	2; Millions, industrial quality	2; Millions, industrial quality	2; Millions, industrial quality	2; Millions, industrial quality
Write protection switch	No	No	No	No
<b>Standards, approvals, certificates</b>				
CE mark	Yes	Yes	Yes	Yes
RoHS conformity	Yes	Yes	Yes	Yes
China RoHS compliance	Yes	Yes	Yes	Yes
<b>Ambient conditions</b>				
<b>Ambient temperature during operation</b>				
• min.	-40 °C; Any mounting angle	-40 °C; Any mounting angle	-40 °C; Any mounting angle	-40 °C; Any mounting angle
• max.	85 °C; Any mounting angle	85 °C; Any mounting angle	85 °C; Any mounting angle	85 °C; Any mounting angle
<b>Relative humidity</b>				
• Operation, max.	85 %	85 %	85 %	85 %
• Condensation permissible	No	No	No	No
<b>Runs under operating system</b>				
• Windows CE	Yes	Yes	Yes	Yes
• Windows Vista	Yes	Yes	Yes	Yes
• Windows XP	Yes	Yes	Yes	Yes
• Windows 7	Yes	Yes	Yes	Yes
• Windows 8	Yes	Yes	Yes	Yes
• Linux	No	No	No	No
• other	Yes; Bootable	Yes; Bootable	Yes; Bootable	Yes; Bootable
<b>Mechanics/material</b>				
Enclosure material (front)				
• Plastic	Yes	Yes	Yes	Yes
<b>Dimensions</b>				
Width	42.8 mm	42.8 mm	42.8 mm	42.8 mm
Height	36.4 mm	36.4 mm	36.4 mm	36.4 mm
Thickness	3.3 mm	3.3 mm	3.3 mm	3.3 mm
<b>Weights</b>				
Weight without packaging	10 g	10 g	10 g	10 g
<b>Scope of supply</b>				
Delivery quantity in pieces	1	1	1	1
<b>Other</b>				
Merchandise	Yes	Yes	Yes	Yes
Manufacturer name	SIEMENS AG	SIEMENS AG	SIEMENS AG	SIEMENS AG
Manufacturer's address	Gleiwitzerstraße 555, 90475 Nuremberg, Germany	Gleiwitzerstraße 555, 90475 Nuremberg, Germany	Gleiwitzerstraße 555, 90475 Nuremberg, Germany	Gleiwitzerstraße 555, 90475 Nuremberg, Germany
Target devices	For SIMATIC HMI devices and IPCs with the appropriate slot	For SIMATIC HMI devices and IPCs with the appropriate slot	For SIMATIC HMI devices and IPCs with the appropriate slot	For SIMATIC HMI devices and IPCs with the appropriate slot



## Accessories

### Storage media

#### Technical specifications (continued)

Article number	<b>6ES7648-2BF10-0XF0</b> SIMATIC CFAST memory card, 2 GB	<b>6ES7648-2BF10-0XG0</b> SIMATIC CFAST memory card, 4 GB	<b>6ES7648-2BF10-0XH0</b> SIMATIC CFAST memory card, 8 GB	<b>6ES7648-2BF10-0XJ0</b> SIMATIC CFAST memory card, 16 GB	<b>6ES7648-2BF10-0XK0</b> SIMATIC CFAST memory card, 32 GB
<b>General information</b>					
Product type designation	CFast memory card	CFast memory card	CFast memory card	CFast memory card	CFast memory card
<b>Frame size/design</b>					
• Standard	Yes; Serial ATA	Yes; Serial ATA	Yes; Serial ATA	Yes; Serial ATA	Yes; Serial ATA
<b>Supply voltage</b>					
Type of supply voltage	Selectable power supply: 3.3 V ±5 %	Selectable power supply: 3.3 V ±5 %	Selectable power supply: 3.3 V ±5 %	Selectable power supply: 3.3 V ±5 %	Selectable power supply: 3.3 V ±5 %
<b>Memory</b>					
Type of memory	CFast Type I	CFast Type I	CFast Type I	CFast Type I	CFast Type I
Design	SLC NAND flash	SLC NAND flash	SLC NAND flash	SLC NAND flash	SLC NAND flash
Memory size	2 Gbyte; 1 year (data retention)	4 Gbyte; 1 year (data retention)	8 Gbyte; 1 year (data retention)	16 Gbyte; 1 year (data retention)	32 Gbyte; 1 year (data retention)
Speed class	Write speed: up to 60 MB/s (UDMA6), read speed: up to 100 MB/s (UDMA6)	Write speed: up to 60 MB/s (UDMA6), read speed: up to 100 MB/s (UDMA6)	Write speed: up to 60 MB/s (UDMA6), read speed: up to 100 MB/s (UDMA6)	Write speed: up to 60 MB/s (UDMA6), read speed: up to 100 MB/s (UDMA6)	Write speed: up to 60 MB/s (UDMA6), read speed: up to 100 MB/s (UDMA6)
SLC flash write cycles	4; Terabytes, industrial quality	4.5; Terabytes, industrial quality	4; Terabytes, industrial quality	17; Terabytes, industrial quality	17; Terabytes, industrial quality
Number of write/delete operations, min.	4; Terabytes, write capability	4.5; Terabytes, write capability	8; Terabytes, write capability	17; Terabytes, write capability	17; Terabytes, write capability
<b>Standards, approvals, certificates</b>					
CE mark	Yes	Yes	Yes	Yes	Yes
<b>Ambient conditions</b>					
<b>Ambient temperature during operation</b>					
• min.	-40 °C; Any mounting angle				
• max.	85 °C; Any mounting angle				
<b>Relative humidity</b>					
• Operation, max.	85 %	85 %	85 %	85 %	85 %
• Condensation permissible	No	No	No	No	No
<b>Runs under operating system</b>					
• Windows CE	No	No	No	No	No
• Windows Vista	Yes	Yes	Yes	Yes	Yes
• Windows XP	No	No	No	No	No
• Windows 7	Yes	Yes	Yes	Yes	Yes
• Windows 8	Yes	Yes	Yes	Yes	Yes
• Linux	Yes	Yes	Yes	Yes	Yes
<b>Mechanics/material</b>					
Enclosure material (front)					
• Plastic	Yes	Yes	Yes	Yes	Yes
<b>Dimensions</b>					
Width	42.8 mm	42.8 mm	42.8 mm	42.8 mm	42.8 mm
Height	36.4 mm	36.4 mm	36.4 mm	36.4 mm	36.4 mm
Thickness	3.6 mm	3.6 mm	3.6 mm	3.6 mm	3.6 mm
<b>Weights</b>					
Weight without packaging	10 g	10 g	10 g	10 g	10 g
<b>Scope of supply</b>					
Delivery quantity in pieces	1	1	1	1	1
<b>Other</b>					
Merchandise	Yes	Yes	Yes	Yes	Yes
Manufacturer name	SIEMENS AG	SIEMENS AG	SIEMENS AG	SIEMENS AG	SIEMENS AG
Manufacturer's address	Gleiwitzerstraße 555, 90475 Nuremberg, Germany				
Target devices	For SIMATIC HMI devices and IPCs with the appropriate slot				
Note:	Bootable, real-time capable, error correction, wear leveling, power loss protection and diagnostics-capable				

**Technical specifications** (continued)

Article number	<b>6ES7648-0DC60-0AA0</b> USB flash drive, 16 GB
<b>General information</b>	
Product type designation	USB flash drive
<b>Connection type</b>	
• USB	Yes; USB 3.0 type A
<b>Frame size/design</b>	
• Standard	Yes
• Flat	Yes
<b>Installation type/mounting</b>	
Mounting in portrait format possible	Yes
Mounting in landscape format possible	Yes
<b>Supply voltage</b>	
Type of supply voltage	DC
Rated value (DC)	5 V
<b>Memory</b>	
Type of memory	Multi-level cell (MLC)
Memory size	16 Gbyte
Speed class	Up to: read: 75 MB/s, write: 21 MB/s
File format	FAT32
Write cycles MLC flash	3 000; Program/Erase cycle
Write protection switch	No
<b>Type of output</b>	
LED colors	
• red	Yes; LED indicator: Busy, Waiting, Off
<b>Interfaces</b>	
Number of USB interfaces	1; USB 3.0 type A
<b>Standards, approvals, certificates</b>	
CE mark	Yes

Article number	<b>6ES7648-0DC60-0AA0</b> USB flash drive, 16 GB
<b>Ambient conditions</b>	
<b>Ambient temperature during operation</b>	
• min.	0 °C
• max.	50 °C
<b>Relative humidity</b>	
• Operation, max.	85 %
• Condensation permissible	No
<b>Runs under operating system</b>	
• Windows CE	Yes; Not all functions are available
• Windows Vista	No
• Windows XP	Yes
• Windows 7	Yes
• Windows 8	Yes
• Windows 10	Yes
• Linux	Yes
<b>Mechanics/material</b>	
Enclosure material (front)	
• Aluminum	Yes
<b>Dimensions</b>	
Width	16.7 mm
Height	59.1 mm
Thickness	7 mm
<b>Weights</b>	
Weight without packaging	12 g
<b>Scope of supply</b>	
Delivery quantity in pieces	1; BIOS Manager V3.3 is supplied on CD
<b>Other</b>	
Merchandise	No
Manufacturer name	SIEMENS AG
Manufacturer's address	Gleiwitzerstraße 555, 90475 Nuremberg, Germany
Target devices	Suitable for IPC and HMI devices (Basic 2nd, Comfort) with the corresponding interfaces (see manual)
Note:	TP1500 Comfort Outdoor, TP700 Comfort Outdoor: Observe the temperature range

## Accessories

### Storage media

#### Technical specifications (continued)

Article number	<b>6AV7675-0FX00-0AA0</b> SIMATIC USB flash drive 16 GB, Ex	<b>6AV7675-0FX10-0AA0</b> SIMATIC USB flash drive 16 GB, Ex
<b>General information</b>		
Product type designation	USB flash drive	USB flash drive
<b>Connection type</b>		
• USB	Yes	No
<b>Frame size/design</b>		
• Standard	No; Special enclosure for screw mounting	No; Special enclosure for screw mounting
• Flat	No	No
• Space-saving	Yes; Suitable for hazardous zones with locking screw	Yes; Suitable for hazardous zones with locking screw
<b>Installation type/mounting</b>		
Mounting in portrait format possible	Yes	Yes
Mounting in landscape format possible	Yes	Yes
<b>Supply voltage</b>		
Type of supply voltage	DC	DC
Rated value (DC)	5.9 V	5.9 V
<b>Memory</b>		
Type of memory	USB drive	USB drive 16 GB with recovery function
Memory size	16 Gbyte	16 Gbyte
Write protection switch	No	No
<b>Standards, approvals, certificates</b>		
CE mark	Yes	Yes
RoHS conformity	Yes	Yes
<b>Use in hazardous areas</b>		
• ATEX Zone 2	Yes; Up to Zone 1, TÜV (German Technical Inspectorate) 06 ATEX 7342, IECEx TUR 13.0005	
• ATEX Zone 22	Yes; Up to Zone 1, TÜV (German Technical Inspectorate) 06 ATEX 7342, IECEx TUR 13.0005	
• cULus Class I Zone 1	Yes; CSA Class II No. 2649448	
• cULus Class I Zone 2, Division 2	Yes; CSA Class II No. 2649448	
• FM Class I Division 2	Yes; CSA Class II No. 2649448	

Article number	<b>6AV7675-0FX00-0AA0</b> SIMATIC USB flash drive 16 GB, Ex	<b>6AV7675-0FX10-0AA0</b> SIMATIC USB flash drive 16 GB, Ex
<b>Ambient conditions</b>		
<b>Ambient temperature during operation</b>		
• min.	-20 °C	-20 °C
• max.	70 °C	70 °C
<b>Relative humidity</b>		
• Condensation permissible	No	No
<b>Runs under operating system</b>		
• Windows CE	Yes	No
• Windows Vista	Yes	Yes
• Windows XP	Yes	Yes
• Windows 7	Yes	Yes
• Windows 8	Yes	Yes
• Linux	Yes	Yes
<b>Mechanics/material</b>		
Material		
• Aluminum	Yes	Yes
<b>Dimensions</b>		
Width	25 mm	25 mm
Height	110 mm	110 mm
Thickness	15 mm	15 mm
<b>Weights</b>		
Weight without packaging	70 g	70 g
<b>Scope of supply</b>		
Delivery quantity in pieces	1	1
<b>Other</b>		
Merchandise	Yes; USBi drive, 16 GB	Yes; R. STAHL HMI Systems GmbH, USBi Drive, 16GB recovery
Manufacturer name	R. STAHL HMI Systems GmbH, Adolf-Grimme-Allee 8, 50829 Cologne, Germany	
Target devices	ATEX certified for operating on xx6 USB Ex-i and non-Ex interfaces, Zones 1, 2, 21<(>&<)>22 Gas Zones: II 2 G Ex is IIC T4 Dust Zones: II 2 D Ex ibD 21 T110 degrees C	
Note:	TP1500 Comfort Outdoor, TP700 Comfort Outdoor: Observe the temperature range	

Ordering data	Article No.
<b>Memory cards</b>	
<b>Indoor use only</b>	
<b>SIMATIC HMI MM memory card 128 MB</b>	<b>6AV6671-1CB00-0AX2</b>
<b>SIMATIC HMI SD memory card 512 MB</b>	<b>6AV6671-8XB10-0AX1</b>
<b>SIMATIC HMI SD memory card 2 GB</b>	<b>6AV2181-8XP00-0AX0</b>
<b>SIMATIC HMI CF memory card 512 MB</b>	<b>6AV6574-2AC00-2AA1</b>
<b>PC memory card, 512 MB (PCMCIA)</b>	<b>6AV6574-2AC00-2AF1</b>
<b>PC card adapter for CF memory card</b>	<b>6AV6574-2AF00-8AX0</b>
<b>SIMATIC HMI USB memory stick, 8 GB</b> Can be used for SIMATIC HMI Classic Panels, e.g. TPs, OPs and Multi Panels with a USB interface.	<b>6AV2181-8AS20-0AX0</b>
<b>Can be used indoors and outdoors</b>	
<b>SIMATIC HMI SD memory card, Outdoor 2 GB</b>	<b>6AV2181-8AQ10-0AX0</b>
<b>SIMATIC IPC USB FlashDrive</b> 16 GB, USB 3.0, metal enclosure, boot capability, (SIMATIC IPC BIOS Manager on enclosed CD) For current and new SIMATIC HMI Panels and IPCs. Note: This memory stick does not support Classic Panels such as TPs, OPs, and Multi Panels.	<b>6ES7648-0DC60-0AA0</b>
<b>SIMATIC IPC Service USB FlashDrive</b> 16 GB, USB 3.0, metal enclosure, boot capability, SIMATIC IPC Image & Partition Creator V3.3.2 and SIMATIC IPC BIOS Manager V3.3 (Win PE) preinstalled, including CD	<b>6AV7672-8JD02-0AA0</b>
<b>SIMATIC HMI USB FlashDrive Ex</b> 16 GB, explosion protection, for HMI devices and IPCs with the corresponding slot.	<b>6AV7675-0FX00-0AA0</b>
<b>SIMATIC HMI USB FlashDrive, 16 GB, explosion protection, with recovery function</b> For HMI devices and IPCs with the corresponding slot.	<b>6AV7675-0FX10-0AA0</b>
<b>SIMATIC IPC CompactFlash</b> • 2 GB • 4 GB • 8 GB • 16 GB	<b>6ES7648-2BF02-0XF0</b> <b>6ES7648-2BF02-0XG0</b> <b>6ES7648-2BF02-0XH0</b> <b>6ES7648-2BF02-0XJ0</b>
<b>SIMATIC IPC CFast</b> • 2 GB • 4 GB • 8 GB • 16 GB • 30 GB	<b>6ES7648-2BF10-0XF0</b> <b>6ES7648-2BF10-0XG0</b> <b>6ES7648-2BF10-0XH0</b> <b>6ES7648-2BF10-0XJ0</b> <b>6ES7648-2BF10-0XK1</b>

**More information**Note:

Photos and product images may differ from the actual product.

Detailed technical specifications, content information, quantities and compatible core products are listed online in the technical specifications of the respective accessory.  
Industry Mall:

<https://mall.industry.siemens.com>

If you use the TIA Selection Tool (selection guide) to find your core product, the appropriate accessories are also displayed automatically. This facilitates selection of suitable accessories.

<http://www.siemens.com/tia-selection-tool>

Data sheets and manufacturer declarations are available for downloading in the Online Support area.

<http://support.automation.siemens.com>

Informative material for downloading can be found on the Internet:

<http://www.siemens.com/simatic/printmaterial>

## Accessories

### Transport and storage

#### Overview



Tablet PC transport bag



Tablet PC add-on bag



Tablet PC storage pouch

#### **Transport and storage bags**

These transport and storage bags are perfectly suited for tablet PCs and industrial tablet PCs such as the ITP100.

The basic transport bag was created especially for mobile operation of a tablet PC with all of the required accessories, such as power supply unit, mouse, keyboard, etc. The multifunctional modular design is expandable.

Additional add-on bags can easily be connected to the basic bag. Covered holes allow the tablet to be connected to the power supply unit even during transport without the cable visibly hanging out of the case. This ensures particularly fast access times when used. The basic bag features a hook-and-loop strip and a wrist rest for using an optional Bluetooth keyboard. The rear part of the transport case can be opened to allow the tablet PC to stand. The outer fabric straps can be used for securing anything from tools to writing materials, meaning that everything is at your fingertips during a service call.

Optimal ventilation during operation is also provided for. Thick, elastic material ribs not only protect against small impacts, but also against over-heating. A rugged shoulder strap, a double carrying handle, and side reflective strips round off the well thought out transport bag.

A pouch with all-round protection designed purely for storage purposes is also available for tablet PCs.

#### Note:

The add-on bags must be ordered separately. 1 to 3 small add-on bags or 1 small and 1 medium add-on bags can be attached to the basic bag at the same time.

## Technical specifications



Article number	6AV6881-0AW11-3AA0	6AV6881-0AW12-3AA0	6AV6881-0AW13-3AA0	6AV6881-0AW11-2AA0
	Transport bag Basic Tablet	Add-on bag, small Tablet	Add-on bag, medium Tablet	Storage pouch Tablet
<b>General information</b>				
Product type designation	Transport pouch basic	Transport pouch small	Transport pouch medium	Transport pouch storage
<b>Ergonomics</b>				
• Trackball rest	Yes	No	No	Yes
• Adjustable height	No; Case with stand function	No	No	No
<b>Ambient conditions</b>				
Suited for indoor use	Yes; Washable	Yes; Washable	Yes; Washable	Yes; Washable
Suited for outdoor use	Yes; Washable	Yes; Washable	Yes; Washable	Yes; Washable
<b>Ambient temperature during operation</b>				
• min.	-30 °C; Indoor/outdoor	-30 °C; Indoor/outdoor	-30 °C; Indoor/outdoor	-30 °C; Indoor/outdoor
• max.	60 °C; Indoor/outdoor	60 °C; Indoor/outdoor	60 °C; Indoor/outdoor	60 °C; Indoor/outdoor
<b>Relative humidity</b>				
• Operation, max.	95 %	95 %	95 %	95 %
• Condensation permissible	Yes; Applies only for case, not for contents	Yes; Applies only for case, not for contents	Yes; Applies only for case, not for contents	Yes; Applies only for case, not for contents
<b>Mechanics/material</b>				
Material				
• Plastic	Yes; 420 HD nylon	Yes; 420 HD nylon	Yes; 420 HD nylon	Yes; 420 HD nylon
<b>Dimensions</b>				
Width	40 cm; Approximate dimension	18 cm; Approximate dimension	25 cm; Approximate dimension	35 cm; Approximate dimension
Height	30 cm; Approximate dimension	12 cm; Approximate dimension	18 cm; Approximate dimension	24 cm; Approximate dimension
Depth	10 cm; Approximate dimension	5 cm; Approximate dimension	5 cm; Approximate dimension	5 cm; Approximate dimension
<b>Weights</b>				
Weight without packaging	280 g	35 g	50 g	50 g
<b>Other</b>				
Merchandise	Yes; Tatonka 6540.040	Yes; Tatonka 6541.040	Yes; Tatonka 6542.040	Yes; Tatonka 6539.040
Manufacturer name	TATONKA GmbH	TATONKA GmbH	TATONKA GmbH	TATONKA GmbH
Manufacturer's address	Robert-Bosch-Straße 3, 86451 Dasing, Germany	Robert-Bosch-Straße 3, 86451 Dasing, Germany	Robert-Bosch-Straße 3, 86451 Dasing, Germany	Robert-Bosch-Straße 3, 86451 Dasing, Germany
Target devices	Suitable laptops and tablets, or similar	Suitable laptops and tablets, or similar	Suitable laptops and tablets, or similar	Suitable laptops and tablets, or similar

## Accessories

### Transport and storage

Ordering data	Article No.	More information
<p><b>Basic transport bag for tablet PC:</b></p> <p>Multifunctional transport bag suitable for the ITP1000 tablet PC. Can be expanded. Can be used as stand, with carrying strap. Quantity and content: See technical specifications.</p>	<p><b>6AV6881-0AW11-3AA0</b></p>	<p><u>Note:</u></p> <p>Photos and product images may differ from the actual product.</p> <p>Detailed technical specifications, content information, quantities and compatible core products are listed online in the technical specifications of the respective accessory.</p> <p>Industry Mall:</p>
<p><b>Small add-on bag for tablet PC</b></p> <p>Add-on bag, small, suitable for transport bag ITP1000. Quantity and content: See technical specifications.</p>	<p><b>6AV6881-0AW12-3AA0</b></p>	<p><a href="https://mall.industry.siemens.com">https://mall.industry.siemens.com</a></p>
<p><b>Medium add-on bag for tablet PC</b></p> <p>Add-on bag, medium, suitable for transport bag ITP1000. Can be used instead of 2 small ones. Quantity and content: See technical specifications.</p>	<p><b>6AV6881-0AW13-3AA0</b></p>	<p>If you use the TIA Selection Tool (selection guide) to find your core product, the appropriate accessories are also displayed automatically. This facilitates selection of suitable accessories.</p> <p><a href="http://www.siemens.com/tia-selection-tool">http://www.siemens.com/tia-selection-tool</a></p> <p>Data sheets and manufacturer declarations are available for downloading in the Online Support area.</p> <p><a href="http://support.automation.siemens.com">http://support.automation.siemens.com</a></p>
<p><b>Storage pouch for tablet PC</b></p> <p>Universal storage pouch, suitable for all tablet PCs. Quantity and content: See technical specifications.</p>	<p><b>6AV6881-0AW11-2AA0</b></p>	<p>Informative material for downloading can be found on the Internet:</p> <p><a href="http://www.siemens.com/simatic/printmaterial">http://www.siemens.com/simatic/printmaterial</a></p>

## Overview



Industrial USB Hub 4, opened

### Distribution boards

Industrial distribution boards are used for extending and/or multiplying interfaces. The distribution boards offered here are optimized for SIMATIC devices and intended for industrial use.

This also includes the interface extensions. A USB device interface with IP65 <sup>1)</sup> degree of protection is provided on the front of the control cabinet or console.

<sup>1)</sup> The stated degree of protection always refers to the closed interface. The stated degree of protection can differ significantly from the stated value when using the USB interfaces.

### USB extension

Installation of an external USB interface is practical if external input devices or mass storage devices are frequently connected to a SIMATIC HMI PRO device. The USB interface can optionally be mounted at the top or bottom of the device. Use of the USB interface increases the availability of the system to be operated. It is also no longer necessary to open the backplane of the SIMATIC HMI PRO device to connect I/O.

Further benefits:

- Accessible to any operator without the need for tools
- Also suitable for retrofitting in enclosure
- Mountable on the front
- Increased degree of protection at front if protective cover is closed

### Industrial USB Hub 4

Through use of the Industrial USB Hub 4

- Permits the simultaneous connection of up to four I/O devices such as USB stick, USB flash drive, mouse, keyboard, printer or barcode reader to a central USB interface.
- Increases the availability of the system to be operated. The control cabinet door no longer has to be opened in order to connect peripherals. Operation is possible at any time from the Panel or PC.

In addition, the Industrial USB Hub 4 has the following features:

- Inspection window on each interface
- Vibration-proof restraint of connected USB cables and USB sticks
- One LED indicator per interface for checking the data traffic
- Sufficient interior space for attaching USB sticks and connectors
- For control cabinet installation or standard rail mounting
- Interface duplicators



## Accessories

### Distribution boards

#### Technical specifications

Article number	<b>6AV6671-3AH00-0AX0</b> Industrial USB Hub 4
<b>General information</b>	
Product type designation	Industrial USB Hub 4
<b>Installation type/mounting</b>	
Rail mounting	Yes; Standard - DIN rail
Mounting in landscape format possible	Yes
<b>Supply voltage</b>	
Type of supply voltage	24 V DC
Rated value (DC)	24 V
<b>Interfaces</b>	
Number of USB interfaces	4; Type USB 2.0, 500 mA each; e.g. connection of mouse, keyboard, printer, USB stick, USB IPC flash drive
<b>Degree and class of protection</b>	
IP (at the front)	IP65
IP (rear)	IP20
<b>Standards, approvals, certificates</b>	
CE mark	Yes
cULus	Yes; UL for US, UL for Canada
RCM (formerly C-TICK)	Yes; C-Tick
KC approval	No
Suitable for safety functions	No
<b>Relative humidity</b>	
• Operation, max.	90 %
<b>Mechanics/material</b>	
Enclosure material (front)	
• Plastic	Yes
<b>Dimensions</b>	
Width of the housing front	212 mm
Height of housing front	156 mm
Overall depth	50 mm
<b>Weights</b>	
Weight without packaging	460 g
<b>Scope of supply</b>	
Delivery quantity in pieces	1; Content: 1x USB Hub 4, 10x plastic mounting clip, 1x female 2-pin connector
<b>Other</b>	
Merchandise	Yes
Manufacturer name	SIEMENS AG
Manufacturer's address	Gleiwitzerstraße 555, 90475 Nuremberg, Germany
Target devices	for access to the USB interface of a built-in device without having to open the control cabinet, mounting on standard rail possible, suitable for standard USB interfaces
Note:	TP1500 Comfort Outdoor, TP700 Comfort Outdoor: Observe the temperature range

Article number	<b>6AV7674-0LX00-0AA0</b> 1 port USB interface set RAL9023	<b>6AV7674-0LX01-0AA0</b> 2 port USB interface set RAL9023
<b>General information</b>		
Product type designation	USB port	USB port
<b>Standards, approvals, certificates</b>		
CE mark	No; No CE marking obligation	No; No CE marking obligation
RoHS conformity	Yes	Yes
<b>Scope of supply</b>		
Delivery quantity in pieces	1	1
<b>Other</b>		
Merchandise	Yes; 1-port USB interface	Yes; 2-port USB interface
Manufacturer name	RITTAL GmbH & Co. KG	
Manufacturer's address	Auf dem Stützelberg, 35745 Herborn, Germany	
Note:	For general use or for PRO devices with a suitable USB interface	For general use or for PRO devices with a suitable USB interface

Ordering data	Article No.	More information
<b>Industrial USB Hub 4</b> Use of standard USB interface four times simultaneously without having to open the control cabinet, standard rail mounting possible, suitable up to and including USB 2.0 standard.	<b>6AV6671-3AH00-0AX0</b>	<b>Note:</b> Modifications or additions to the products described here can be found and ordered under "Customer-specific products". It is also still possible to request special sector-specific products for customer-specific modification and adaptation.  Photos and product images may differ from the actual product.
<b>1-port USB interface set RAL9023</b> RAL9023 (gray), with USB 2.0 socket, type A, for basic adapter for PRO devices, max. current consumption USB with thin client, MP377 and flat panel must be observed	<b>6AV7674-0LX00-0AA0</b>	Detailed technical specifications, content information, quantities and compatible core products are listed online in the technical specifications of the respective accessory. Industry Mall:
<b>2-port USB interface set RAL9023</b> RAL9023 (gray), with USB 2.0 socket, type A, for basic adapter for PRO devices, max. current consumption USB with thin client, MP377 and flat panel must be observed	<b>6AV7674-0LX01-0AA0</b>	<a href="https://mall.industry.siemens.com">https://mall.industry.siemens.com</a> If you use the TIA Selection Tool (selection guide) to find your core product, the appropriate accessories are also displayed automatically. This facilitates selection of suitable accessories.  <a href="http://www.siemens.com/tia-selection-tool">http://www.siemens.com/tia-selection-tool</a>  Data sheets and manufacturer declarations are available for downloading in the Online Support area.
		<a href="http://support.automation.siemens.com">http://support.automation.siemens.com</a>  Informative material for downloading can be found on the Internet:  <a href="http://www.siemens.com/simatic/printmaterial">http://www.siemens.com/simatic/printmaterial</a>

## Accessories

### Further accessories

#### Overview



Spare key for Mobile Panel

SIMATIC small components are also perfected for the industrial environment and optimally matched to the SIMATIC HMI devices.

In order to achieve attractive prices, it is only possible in some cases to order packages containing larger quantities.

#### Note:

Keys for KTP Mobile come with a preset breaking point. This ensures that a key can still always be removed from a KTP Mobile lock even if it breaks off.

#### Technical specifications

Article number	6AV6574-1AG04-4AA0	6AV2181-5AR80-0AX0
	Spare key Mobile Panel, type 10	Spare key Mobile Panel, type 13
<b>General information</b>		
Product type designation	Spare key Mobile Panel 1st Generation	Spare key
<b>Standards, approvals, certificates</b>		
CE mark	Yes	Yes
RoHS conformity	Yes	
<b>Ambient conditions</b>		
<b>Ambient temperature during operation</b>		
• min.	-40 °C	-40 °C
• max.	80 °C	80 °C
<b>Relative humidity</b>		
• Operation, max.	90 %	90 %
<b>Mechanics/material</b>		
Material		
• Sheet steel	Yes; Handle made of plastic	Yes; Handle made of plastic
<b>Dimensions</b>		
Width	35 mm	15 mm
Height	18 mm	35 mm
Thickness	4 mm	4 mm
<b>Weights</b>		
Weight without packaging	30 g	5 g
<b>Scope of supply</b>		
Delivery quantity in pieces	10; Coupled with key ring	5
<b>Other</b>		
Merchandise	Yes	Yes
Manufacturer name	SIEMENS AG	SIEMENS AG
Manufacturer's address	Gleiwitzerstraße 555, 90475 Nuremberg, Germany	Gleiwitzerstraße 555, 90475 Nuremberg, Germany
Target devices	For Mobile Panel 1st Generation	For Mobile Panel 2nd Generation

#### Ordering data

#### Article No.

##### Spare key for Mobile Panel, Type 10

For key-operated switch of the Mobile Panel.

**6AV6574-1AG04-4AA0**

##### Spare key for Mobile Panel, Type 13

For key-operated switch of the Mobile Panel 2<sup>nd</sup> Generation.

**6AV2181-5AR80-0AX0**

**Overview**


Connecting cables



Connecting cable PN (PROFINET) for Mobile Panels



Connecting cable DP (PROFIBUS) for Mobile Panels

**Key**

P = PROCESS COUPLING

K = Optional process coupling (option required)

D = DOWNLOAD (update operating system, project, ...)

U = Booting (factory setting in the case of a missing or damaged operating system)

MBP = Mobile Panel

## Accessories

### Process coupling

#### Connecting cables

#### Overview (continued)

#### Overview of SIMATIC HMI connection options

	RS 232 external (15/9-pole)	TD-PPI (incl. voltage)	RS 232 Null modem	RS 232/PPI multi-master cable	USB/PPI multi-master cable	MPI (PG-S7) up to 187.5 kbaud
	6XV1440-2Kxxx	6ES7901-3EB10-0XA0	6ES7901-1BF00-0XA0	6ES7901-3CB30-0XA0	6ES7901-3DB30-0XA0	6ES7901-0BF00-0AA0
Key Panel KP8/KP8F, KP32F	-	-	-	-	-	-
PP7, PP17-I, PP17-II	-	-	-	-	-	-
KTP400 Basic mono PN	-	-	-	-	-	-
KTP600 Basic mono PN	-	-	-	-	-	-
KTP600 Basic color DP	-	-	-	D/U	D/U	P/D
KTP600 Basic color PN	-	-	-	-	-	-
KTP1000 Basic color DP	-	-	-	D/U	D/U	P/D
KTP1000 Basic color PN	-	-	-	-	-	-
KTP1500 Basic color PN	-	-	-	-	-	-
K(T)P400 Comfort	-	-	-	-	-	P/D
K(T)P700 - KP1500 Comfort	-	-	-	-	-	P/D
TP700 -TP2200 Comfort	-	-	-	-	-	P/D
MBP 177	-	-	-	D/U	-	-
MBP 277	-	-	-	D/U	-	-
TD200	-	P	-	D/U	-	P
TD400C	-	P	-	D/U	-	P
OP73micro	-	P	-	D/U	D/U	P
TP177micro	-	-	-	D/U	D/U	-
OP73	-	P	-	D/U	D/U	P/D
OP77A	-	-	-	D/U	D/U	P/D
OP77B	P	-	D/U	-	-	P/D
TP177A	-	-	-	D/U	D/U	P/D
TP177B	p <sup>1)</sup>	-	-	D/U	-	P/D
TP177B 4*	p <sup>1)</sup>	-	D	D	-	P/D
OP177B	p <sup>1)</sup>	-	-	D/U	-	P/D
TP277-6	p <sup>1)</sup>	-	-	D/U	-	P/D
OP277-6	p <sup>1)</sup>	-	-	D/U	-	P/D
MP177-6 T	p <sup>1)</sup>	-	-	D/U	-	P/D
MP277-8 T	p <sup>1)</sup>	-	-	D/U	-	P/D
MP277-10 T	p <sup>1)</sup>	-	-	D/U	-	P/D
MP377-12 T	p <sup>1)</sup>	-	-	D	-	P/D
MP377-15 T	p <sup>1)</sup>	-	-	D	-	P/D
MP377-19 T	p <sup>1)</sup>	-	-	D	-	P/D

<sup>1)</sup> Only in conjunction with the RS 422/232 converter

#### Overview (continued)

	DP PtP	DP Standard	DP (Mobile Panel)	PN (cross cable) <sup>1)</sup> Point-to-point	PN (standard cable) <sup>1)</sup>	PN (Mobile Panel)	RS 422 to RS 232 converter	RS 232 to TTY converter (20 mA)	90° angular (9-pin 1:1)
	6XV1830-0Axxx	Standard PROFIBUS (2-pin)	6XV1440-4Axxx	6XV1870-3RH20	Standard Ethernet CAT5	6XV1440-4Bxxx	6AV6671-8XE00-0AX0	6ES5734-1BD20	6AV6671-8XD00-0AX0
Key Panel KP8/KP8F, KP32F	-	-	-	P/D	P/D	-	-	-	-
PP7, PP17-I, PP17-II	P	P	-	-	-	-	-	-	-
KTP400 Basic mono PN	-	-	-	P/D/U	P/D/U	-	-	-	-
KTP600 Basic mono PN	-	-	-	P/D/U	P/D/U	-	-	-	-
KTP600 Basic color DP	P/D	P/D	-	-	-	-	-	-	P/D/U
KTP600 Basic color PN	-	-	-	P/D/U	P/D/U	-	-	-	-
KTP1000 Basic color DP	P/D	P/D	-	-	-	-	-	-	P/D/U
KTP1000 Basic color PN	-	-	-	P/D/U	P/D/U	-	-	-	-
KTP1500 Basic color PN	-	-	-	P/D/U	P/D/U	-	-	-	-
K(T)P400 Comfort	P/D	P/D	-	P/D/U	P/D/U	-	-	-	P/D/U
K(T)P700 - TP1500 Comfort	P/D	P/D	-	P/D/U	P/D/U	-	-	-	P/D/U
TP700 -TP2200 Comfort	P/D	P/D	-	P/D/U	P/D/U	-	-	-	P/D/U
MBP 177 DP	P/D	P/D	P/D	-	-	-	-	-	-
MBP 177 PN	-	-	-	-	-	P/D	-	-	-
MBP 277	P/D	P/D	P/D	-	-	P/D	-	-	-
TD200	-	-	-	-	-	-	-	-	-
TD400C	-	-	-	-	-	-	-	-	-
OP73micro	P	-	-	-	-	-	-	-	-
TP177micro	P	P	-	-	-	-	-	-	P/D/U
OP73	P	P	-	-	-	-	-	-	-

#### Note:

This table is for basic orientation only. Technical characteristics are described in the communication manual or the respective user manual.

<sup>1)</sup> PROFINET IRT (Isochronous Runtime); isochronous mode only possible with IRT-enabled switch

## Accessories

### Process coupling

#### Connecting cables

#### Overview (continued)

	DP PtP	DP Standard	DP (Mobile Panel)	PN (cross cable) <sup>1)</sup> Point-to-point	PN (standard cable) <sup>1)</sup>	PN (Mobile Panel)	RS 422 to RS 232 converter	RS 232 to TTY converter (20 mA)	90° angular (9-pin 1:1)
OP77A	P	P	-	-	-	-	-	-	P/D/U
OP77B	P/D	P/D	-	-	-	-	-	P	P/D/U
TP177A	P	P	-	-	-	-	-	-	P/D/U
TP177B DP	P/D	P/D	-	-	-	-	P	P <sup>2)</sup>	P/D/U
TP177B PN/DP	P/D	P/D	-	P/D	P/D	-	P	P <sup>2)</sup>	P/D/U
TP177B 4*	P/D	P/D	-	P/D/U	P/D/U	-	P	P <sup>2)</sup>	P/D/U
OP177B DP	P/D	P/D	-	-	-	-	P	P <sup>2)</sup>	P/D/U
OP177B PN/DP	P/D	P/D	-	P/D	P/D	-	P	P <sup>2)</sup>	P/D/U
TP277-6	P/D	P/D	-	P/D	P/D	-	P	P <sup>2)</sup>	P/D/U
OP277-6	P/D	P/D	-	P/D	P/D	-	P	P <sup>2)</sup>	P/D/U
MP177-6 T	P/D	P/D	-	P/D	P/D	-	P	P <sup>2)</sup>	P/D/U
MP277-8 T	P/D	P/D	-	P/D	P/D	-	P	P <sup>2)</sup>	P/D/U
MP277-8 K	P/D	P/D	-	P/D	P/D	-	P	P <sup>2)</sup>	P/D/U
MP277-10 T	P/D	P/D	-	P/D	P/D	-	P	P <sup>2)</sup>	P/D/U
MP277-10 K	P/D	P/D	-	P/D	P/D	-	P	P <sup>2)</sup>	P/D/U
MP377-12 T	P/D	P/D	-	P/D/U	P/D/U	-	P	P <sup>2)</sup>	P/D
MP377-12 K	P/D	P/D	-	P/D/U	P/D/U	-	P	P <sup>2)</sup>	P/D
MP377-15 T	P/D	P/D	-	P/D/U	P/D/U	-	P	P <sup>2)</sup>	P/D
MP377-19 T	P/D	P/D	-	P/D/U	P/D/U	-	P	P <sup>2)</sup>	P/D

#### Note:

This table is for basic orientation only. Technical characteristics are described in the communication manual or the respective user manual.

<sup>1)</sup> PROFINET IRT (Isochronous Runtime); isochronous mode only possible with IRT-enabled switch

<sup>2)</sup> WinCC flexible 2008 SP2 and higher

#### Technical specifications

Article number	<b>6XV1440-4BH20</b> CONNECTING CABLE PN FOR MOBILE PANELS, 2M	<b>6XV1440-4BH50</b> CONNECTING CABLE PN FOR MOBILE PANELS, 5M	<b>6XV1440-4BH80</b> CONNECTING CABLE PN FOR MOBILE PANELS, 8M
<b>General information</b>			
Product type designation	PN connecting cable	PN connecting cable	PN connecting cable
<b>Supply voltage</b>			
Rated value (DC)	24 V	24 V	24 V
<b>Degree and class of protection</b>			
IP (at the front)	IP65	IP65	IP65
IP (rear)	IP65	IP65	IP65
<b>Standards, approvals, certificates</b>			
CE mark	Yes	Yes	Yes
Suitable for safety functions	Yes; e.g. emergency stop, acknowledgment button	Yes; e.g. emergency stop, acknowledgment button	Yes; e.g. emergency stop, acknowledgment button
<b>Ambient conditions</b>			
<b>Ambient temperature during operation</b>			
• min.	0 °C	0 °C	0 °C
• max.	55 °C	55 °C	55 °C
<b>Relative humidity</b>			
• Operation, max.	85 %	85 %	85 %
<b>Cables</b>			
Cable length	2 m	5 m	8 m
smallest bending radius	45 mm	45 mm	45 mm
Color of cable sheath	Green	Green	Green
Oil resistance of outer sheath	Yes; Hydrolysis-resistant and oil-resistant acc. to VDE 0472 Part 803/B, also resistant to commercially available lubricants and hydraulic oils	Yes; Hydrolysis-resistant and oil-resistant acc. to VDE 0472 Part 803/B, also resistant to commercially available lubricants and hydraulic oils	Yes; Hydrolysis-resistant and oil-resistant acc. to VDE 0472 Part 803/B, also resistant to commercially available lubricants and hydraulic oils
Resistance to MEK, xylene, toluene, isopropanol	Yes	Yes	Yes
<b>Mechanics/material</b>			
Material of cable sheath	Special PUR, flame-resistant acc. to VDE 0472 Part 804 Test Type B, Shore A 88 Flame-Retardant UR Style 20963	Special PUR, flame-resistant acc. to VDE 0472 Part 804 Test Type B, Shore A 88 Flame-Retardant UR Style 20963	Special PUR, flame-resistant acc. to VDE 0472 Part 804 Test Type B, Shore A 88 Flame-Retardant UR Style 20963
<b>Dimensions</b>			
Thickness	9 mm	9 mm	9 mm
<b>Scope of supply</b>			
Delivery quantity in pieces	1	1	1
<b>Other</b>			
Merchandise	Yes	Yes	Yes
Manufacturer name	SIEMENS AG	SIEMENS AG	SIEMENS AG
Manufacturer's address	Gleiwitzerstraße 555, 90475 Nuremberg, Germany	Gleiwitzerstraße 555, 90475 Nuremberg, Germany	Gleiwitzerstraße 555, 90475 Nuremberg, Germany



## Accessories

### Process coupling

#### Connecting cables

#### Technical specifications (continued)

Article number	<b>6XV1440-4BN10</b> CONNECTING CABLE PN FOR MOBILE PANELS, 10M	<b>6XV1440-4BN15</b> CONNECTING CABLE PN FOR MOBILE PANELS, 15M	<b>6XV1440-4BN20</b> CONNECTING CABLE PN FOR MOBILE PANELS, 20M	<b>6XV1440-4BN25</b> CONNECTING CABLE PN FOR MOBILE PANELS, 25M
<b>General information</b>				
Product type designation	PN connecting cable	PN connecting cable	PN connecting cable	PN connecting cable
<b>Supply voltage</b>				
Rated value (DC)	24 V	24 V	24 V	24 V
<b>Degree and class of protection</b>				
IP (at the front)	IP65	IP65	IP65	IP65
IP (rear)	IP65	IP65	IP65	IP65
<b>Standards, approvals, certificates</b>				
CE mark	Yes	Yes	Yes	Yes
Suitable for safety functions	Yes; e.g. emergency stop, acknowledgment button	Yes; e.g. emergency stop, acknowledgment button	Yes; e.g. emergency stop, acknowledgment button	Yes; e.g. emergency stop, acknowledgment button
<b>Ambient conditions</b>				
<b>Ambient temperature during operation</b>				
• min.	0 °C	0 °C	0 °C	0 °C
• max.	55 °C	55 °C	55 °C	55 °C
<b>Relative humidity</b>				
• Operation, max.	85 %	85 %	85 %	85 %
<b>Cables</b>				
Cable length	10 m	15 m	20 m	25 m
smallest bending radius	45 mm	45 mm	45 mm	45 mm
Color of cable sheath	Green	Green	Green	Green
Oil resistance of outer sheath	Yes; Hydrolysis-resistant and oil-resistant acc. to VDE 0472 Part 803/B, also resistant to commercially available lubricants and hydraulic oils	Yes; Hydrolysis-resistant and oil-resistant acc. to VDE 0472 Part 803/B, also resistant to commercially available lubricants and hydraulic oils	Yes; Hydrolysis-resistant and oil-resistant acc. to VDE 0472 Part 803/B, also resistant to commercially available lubricants and hydraulic oils	Yes; Hydrolysis-resistant and oil-resistant acc. to VDE 0472 Part 803/B, also resistant to commercially available lubricants and hydraulic oils
Resistance to MEK, xylene, toluene, isopropanol	Yes	Yes	Yes	Yes
<b>Mechanics/material</b>				
Material of cable sheath	Special PUR, flame-resistant acc. to VDE 0472 Part 804 Test Type B, Shore A 88 Flame-Retardant UR Style 20963	Special PUR, flame-resistant acc. to VDE 0472 Part 804 Test Type B, Shore A 88 Flame-Retardant UR Style 20963	Special PUR, flame-resistant acc. to VDE 0472 Part 804 Test Type B, Shore A 88 Flame-Retardant UR Style 20963	Special PUR, flame-resistant acc. to VDE 0472 Part 804 Test Type B, Shore A 88 Flame-Retardant UR Style 20963
<b>Dimensions</b>				
Thickness	9 mm	9 mm	9 mm	9 mm
<b>Scope of supply</b>				
Delivery quantity in pieces	1	1	1	1
<b>Other</b>				
Merchandise	Yes	Yes	Yes	Yes
Manufacturer name	SIEMENS AG	SIEMENS AG	SIEMENS AG	SIEMENS AG
Manufacturer's address	Gleiwitzerstraße 555, 90475 Nuremberg, Germany	Gleiwitzerstraße 555, 90475 Nuremberg, Germany	Gleiwitzerstraße 555, 90475 Nuremberg, Germany	Gleiwitzerstraße 555, 90475 Nuremberg, Germany
<b>Article number</b>				
	<b>6ES7901-0BF00-0AA0</b> S7 MPI CABLE, 5M		<b>6ES7901-1BF00-0XA0</b> RS 232 / NULL MODEM CABLE, 6 M	
<b>General information</b>				
Product type designation	MPI		RS 232/null modem	
<b>Cables</b>				
Cable length	5 m		6 m	
<b>Weights</b>				
Weight, approx.	293 g		272 g	

#### Technical specifications (continued)

Article number	<b>6AV2181-5AF02-0AX0</b>	<b>6AV2181-5AF05-0AX0</b>	<b>6AV2181-5AF08-0AX0</b>	<b>6AV2181-5AF10-0AX0</b>	<b>6AV2181-5AF15-0AX0</b>	<b>6AV2181-5AF20-0AX0</b>	<b>6AV2181-5AF25-0AX0</b>
	CONNECTING CABLE 2 M KTP MOBILE	CONNECTING CABLE 5 M KTP MOBILE	CONNECTING CABLE 8 M KTP MOBILE	CONNECTING CABLE 10 M KTP MOBILE	CONNECTING CABLE 15 M KTP MOBILE	CONNECTING CABLE 20 M KTP MOBILE	CONNECTING CABLE 25 M KTP MOBILE
<b>Standards, approvals, certificates</b>							
CE mark	Yes	Yes	Yes	Yes	Yes	Yes	Yes
cULus	Yes	Yes	Yes	Yes	Yes	Yes	Yes
RCM (formerly C-TICK)	Yes	Yes	Yes	Yes	Yes	Yes	Yes
KC approval	Yes	Yes	Yes	Yes	Yes	Yes	Yes
Suitable for safety functions	Yes	Yes	Yes	Yes	Yes	Yes	Yes
<b>Ambient conditions</b>							
<b>Ambient temperature during operation</b>							
• min.	0 °C	0 °C	0 °C	0 °C	0 °C	0 °C	0 °C
• max.	55 °C	55 °C	55 °C	55 °C	55 °C	55 °C	55 °C
<b>Cables</b>							
Cable length	2 m	5 m	8 m	10 m	15 m	20 m	25 m
Maximum tensile load	300 N	300 N	300 N	300 N	300 N	300 N	300 N
Color of cable sheath							
• green	Yes	Yes	Yes	Yes	Yes	Yes	Yes
<b>Scope of supply</b>							
Delivery quantity in pieces	1	1	1	1	1	1	1
<b>Other</b>							
Merchandise	Yes	Yes	Yes	Yes	Yes	Yes	Yes
Manufacturer name	SIEMENS AG	SIEMENS AG	SIEMENS AG	SIEMENS AG	SIEMENS AG	SIEMENS AG	SIEMENS AG
Manufacturer's address	Gleiwitzerstraße 555, 90475 Nuremberg, Germany	Gleiwitzerstraße 555, 90475 Nuremberg, Germany	Gleiwitzerstraße 555, 90475 Nuremberg, Germany	Gleiwitzerstraße 555, 90475 Nuremberg, Germany	Gleiwitzerstraße 555, 90475 Nuremberg, Germany	Gleiwitzerstraße 555, 90475 Nuremberg, Germany	Gleiwitzerstraße 555, 90475 Nuremberg, Germany

## Accessories

### Process coupling

#### Connecting cables

Ordering data	Article No.	Article No.
<b>Connecting cables</b>		
<b>SIMATIC S7 connecting cables</b>		
<b>MPI cable</b> Between SIMATIC S7 and programming device via MPI max. 187.5 kBaud, standard length 5.0 m	6ES7901-0BF00-0AA0	
<b>Connecting cable</b> Between HMI adapter and PC/TS Adapter (RS 232 cable/null-modem cable) for OP 77B, TP 177A/B, OP 177B, standard length 5.0 m	6ES7901-1BF00-0XA0	
<b>Connecting cables 6XV1440-2A<sup>2)</sup></b> Connecting cable between TD/TP/OP and AG S5 95U to 155U, 1 000 m max.	6XV1440-2A...	
<b>PROFIBUS connecting cable 830-1T</b> For connection of data terminals, pre-assembled with two sub-D connectors, 9-pin terminated at both ends for PP, OP 73micro, OP 73, TP 177micro, OP 77A/B, TP 177A, TP/OP 177B • 1.5 m • 3.0 m	6XV1830-1CH15 6XV1830-1CH30	
<b>USB/PPI multi-master cable</b> For connecting the S7-200 to a serial PC/OP interface Standard length 5 m	6ES7901-3DB30-0XA0	
<b>PROFIBUS FC Standard Cable<sup>2)</sup></b> For connection to PPI; standard type with special design for quick mounting, 2-wire, shielded, sold by the meter, max. delivery unit 1000 m, minimum ordering quantity 20 m	6XV1830-0E...	
<b>Industrial Ethernet TP XP Cord RJ45/RJ45</b> Crossed TP cable 4 x 2, pre-assembled with 2 x RJ45 connectors • 1.0 m • 6.0 m • 10.0 m	6XV1870-3RH10 6XV1870-3RH60 6XV1870-3RN10	
		<b>DP connecting cable (MPI/PROFIBUS)</b> For wired Mobile Panels 177, Mobile Panels 277, standard lengths • 2 m • 5 m • 8 m • 10 m • 15 m • 20 m • 25 m <sup>1)</sup>
		<b>PN connecting cable (PROFINET)</b> For wired Mobile Panels 177, Mobile Panels 277, standard lengths • 2 m • 5 m • 8 m • 10 m • 15 m • 20 m • 25 m <sup>1)</sup>
		<b>Connecting cable for KTP Mobile Panels</b> • 2 m • 5 m • 8 m • 10 m • 15 m • 20 m • 25 m
		<b>USB connecting cable</b> Optional 0.5 m USB cable (type A connector) female to male, can be used as extension for USB cable with type "A" connector
		6XV1440-4AH20 6XV1440-4AH50 6XV1440-4AH80 6XV1440-4AN10 6XV1440-4AN15 6XV1440-4AN20 6XV1440-4AN25  6XV1440-4BH20 6XV1440-4BH50 6XV1440-4BH80 6XV1440-4BN10 6XV1440-4BN15 6XV1440-4BN20 6XV1440-4BN25  6AV2181-5AF02-0AX0 6AV2181-5AF05-0AX0 6AV2181-5AF08-0AX0 6AV2181-5AF10-0AX0 6AV2181-5AF15-0AX0 6AV2181-5AF20-0AX0 6AV2181-5AF25-0AX0  6GT2891-0UE50

<sup>1)</sup> Instead of using longer cables, we recommend that you use additional connection boxes.

<sup>2)</sup> See length code.

#### Ordering data

#### Article No.

Length key for 6XV connecting cables

#### 6XV. ... connecting cables

**Length of the connecting cable =  
Multiplier x length key**

**Article No. supplement of the  
connecting cable**

6XV...-.....

#### Multiplier

- 0.01 m
- 0.1 m
- 1.0 m
- 10.0 m
- 100.0 m

6XV...-...E..  
6XV...-...H..  
6XV...-...N..  
6XV...-...T..  
6XV...-...U..

#### Length digit

- 10
- 12
- 15
- 16
- 20
- 25
- 32
- 40
- 50
- 60
- 63
- 80

6XV...-...10  
6XV...-...12  
6XV...-...15  
6XV...-...16  
6XV...-...20  
6XV...-...25  
6XV...-...32  
6XV...-...40  
6XV...-...50  
6XV...-...60  
6XV...-...63  
6XV...-...80

#### Length key for connecting cables

With connecting cables whose length is freely selectable according to the following lists, the blanks (...) in the Article No. must be completed in accordance with the length codes given. The different length keys must be taken into account here! Other lengths on request.

#### Ordering example:

The 6XV1404-0A... connecting cable must be 16 m long. Multiplier 1.0 m (N) x length digit 16 (16) gives a length of 16 m. The Article No. supplement is N16. Enter this in the blank spaces of the Article No.  
The complete Article No. for the 16-m-long connecting cable is then: **6XV1404-0AN16**.

#### More information

#### Note:

Cable pin assignments can be found on the Internet in the Online Help of WinCC flexible and under FAQs.

<http://support.automation.siemens.com>

Photos and product images may differ from the actual product.

Detailed technical specifications, content information, quantities and compatible core products are listed online in the technical specifications of the respective accessory.

Industry Mall:

<https://mall.industry.siemens.com>

If you use the TIA Selection Tool (selection guide) to find your core product, the appropriate accessories are also displayed automatically. This facilitates selection of suitable accessories.

<http://www.siemens.com/tia-selection-tool>

Data sheets and manufacturer declarations are available for downloading in the Online Support area.

<http://support.automation.siemens.com>

Informative material for downloading can be found on the Internet:

<http://www.siemens.com/simatic/printmaterial>

## Accessories

### Process coupling

#### RS 485 bus connector

##### Overview



- Used for connecting PROFIBUS nodes to the PROFIBUS bus cable
- Easy installation
- FastConnect plugs ensure extremely short assembly times due to their insulation-displacement technology
- Integrated terminating resistors (not in the case of 6ES7972-0BA30-0XA0)
- Connectors with Sub-D socket permit PG connection without the additional installation of network nodes

##### Ordering data

###### RS 485 bus connector with axial cable outlet (180°)

For industrial PC, SIMATIC HMI OP, OLM; max. transmission rate 12 Mbps

Article No.

6GK1500-0EA02

###### SIPLUS DP PB RS 485 connector with axial cable outlet (180°)

For exposure to media; Based-on 6GK1 500-0EA02

Article No.

6AG1500-0EA02-2AA0

###### RS 485 bus connector with cable outlet (90°)

With screw-terminals, max. transmission rate 12 Mbps

- Without PG interface
- With PG interface

Article No.

6ES7972-0BA12-0XA0  
6ES7972-0BB12-0XA0

###### SIPLUS DP PB RS 485 connector with 90° cable outlet

For extended temperature range -25 ... +60 °C

- Without PG interface  
Based on 6ES7972-0BA12-0XA0
- With PG interface  
Based on 6ES7972-0BB12-0XA0

Article No.

6AG1972-0BA12-2XA0  
6AG1972-0BB12-2XA0

###### RS 485 bus connector with angled cable outlet (35°)

With screw-terminals, max. transmission rate 12 Mbps

- Without PG interface
- With PG interface

Article No.

6ES7972-0BA42-0XA0  
6ES7972-0BB42-0XA0

###### SIPLUS DP PB RS 485 connector with angled cable outlet (35°)

For extended temperature range -25 ... +60 °C

- Without PG interface  
Based on 6ES7942-0BA42-0XA0
- With PG interface  
Based on 6ES7942-0BB42-0XA0

Article No.

6AG1972-0BA42-7XA0  
6AG1972-0BB42-7XA0

###### RS 485 bus connector with cable outlet (30°)

With screw-terminals, low-cost variant, max. transmission rate 1.5 Mbps

Article No.

6ES7972-0BA30-0XA0

##### Article No.

###### PROFIBUS RS 485 bus connector with FastConnect technology

###### PROFIBUS FastConnect RS 485 bus connector with 90° cable outlet

With insulation displacement, max. transmission rate 12 Mbps

Without PG interface

- 1 unit
- 100 units

Article No.

6ES7972-0BA52-0XA0  
6ES7972-0BA52-0XB0

With PG interface

- 1 unit
- 100 units

Article No.

6ES7972-0BB52-0XA0  
6ES7972-0BB52-0XB0

Without PG interface, grounding via control cabinet cover

- 1 unit

Article No.

6ES7972-0BA70-0XA0

With PG interface, grounding via control cabinet cover

- 1 unit

Article No.

6ES7972-0BB70-0XA0

###### PROFIBUS FastConnect RS 485 bus connector with angled cable outlet (35°)

With insulation displacement, max. transmission rate 12 Mbps

- Without PG interface
- With PG interface

Article No.

6ES7972-0BA61-0XA0  
6ES7972-0BB61-0XA0

###### PROFIBUS FastConnect RS 485 bus connector Plug 180

Article No.

6GK1500-0FC10

With insulation displacement terminals, with 180° cable outlet, for industrial PC, SIMATIC HMI OP, OLM; max. transmission rate 12 Mbps

###### SIMATIC S5/S7 connecting cable for PROFIBUS

Article No.

6ES7901-4BD00-0XA0

Pre-assembled with two 9-pin sub D connectors; max. transmission rate 12 Mbps; 3 m


###### SIMATIC NET Manual Collection

Article No.

6GK1975-1AA00-3AA0

Electronic manuals for communication systems, communication protocols, and communication products; on DVD; English/German

### Overview



- Implementation of direct device connections of up to 100 m with Industrial Ethernet FC installation cable 2 x 2 without using patch technology
- Easy connection (insulation displacement contacts) for 4-wire Twisted Pair installation cables (100 Mbps) without the need for special tools
- Error-minimizing connection technique thanks to visible connection area as well as colored insulation displacement termination
- Industry-compatible design (rugged metal housing, no easily lost small parts)
- Excellent EMC shielding and deflection (metal housing)
- Integrated strain-relief for installation cables
- Compatible with the EN 50173 (RJ45) / ISO IEC 11801 standard
- Additional strain and bending relief of plug connector possible through latching of plug on device housing, e.g. with SCALANCE X, SCALANCE S, SIMATIC S7-1500.

### Ordering data

### Article No.

#### IE FC RJ45 plugs

RJ45 plug connector for Industrial Ethernet with a rugged metal housing and integrated insulation displacement contacts for connecting Industrial Ethernet FC installation cables

#### IE FC RJ45 Plug 180

180° cable outlet; for network components and CPs/CPU's with Industrial Ethernet interface

- 1 pack = 1 unit
- 1 pack = 10 units
- 1 pack = 50 units

**6GK1901-1BB10-2AA0**  
**6GK1901-1BB10-2AB0**  
**6GK1901-1BB10-2AE0**

#### IE FC RJ45 Plug 90

90° cable outlet; e.g. for ET 200S

- 1 pack = 1 unit
- 1 pack = 10 units
- 1 pack = 50 units

**6GK1901-1BB20-2AA0**  
**6GK1901-1BB20-2AB0**  
**6GK1901-1BB20-2AE0**

#### IE FC RJ45 Plug 145

145° cable outlet; e.g. for SIMOTION and SINAMICS

- 1 pack = 1 unit
- 1 pack = 10 units
- 1 pack = 50 units

**6GK1901-1BB30-0AA0**  
**6GK1901-1BB30-0AB0**  
**6GK1901-1BB30-0AE0**

#### IE RJ45 Port Lock

RJ45 Port Lock for network components and data terminal equipment with RJ45 Industrial Ethernet interface

- 1 pack = 1 unit + key

**6GK1901-1BB50-0AA0**

#### IE FC Stripping Tool

Pre-adjusted stripping tool for fast stripping of Industrial Ethernet FC cables

**6GK1901-1GA00**

## Accessories

### Process coupling

#### IE FC RJ45 plug 2 x 2

Ordering data	Article No.	Ordering data	Article No.
<b>IE FC TP standard cable GP 2 x 2 (Type A)</b> 4-wire, shielded TP installation cable for connection to IE FC outlet RJ45/ IE FC RJ45 plug; PROFINET-compatible; with UL approval; <u>Sold by the meter</u> max. length 1000 m; minimum order quantity 20 m <u>Preferred length</u> <ul style="list-style-type: none"> <li>• 20 m</li> <li>• 50 m</li> <li>• 100 m</li> <li>• 200 m</li> <li>• 500 m</li> <li>• 1000 m</li> </ul>	<b>6XV1840-2AH10</b>  <b>6XV1840-2AN20</b> <b>6XV1840-2AN50</b> <b>6XV1840-2AT10</b> <b>6XV1840-2AT20</b> <b>6XV1840-2AT50</b> <b>6XV1840-2AU10</b>	<b>IE FC TP marine cable 2 x 2 (Type B)</b> 4-wire, shielded TP installation cable for connection to IE FC outlet RJ45/ IE FC RJ45 plug 180/90; marine approval; sold by the meter, max. length 1000 m, minimum order quantity 20 m	<b>6XV1840-4AH10</b>
<b>IE FC TP flexible cable GP 2 x 2 (Type B)</b> 4-wire, shielded TP installation cable for connection to IE FC outlet RJ45/ IE FC RJ45 plug for occasional movement; PROFINET-compatible; with UL approval; sold by the meter; max. length 1000 m, minimum order quantity 20 m	<b>6XV1870-2B</b>	<b>IE FC TP FRNC cable GP 2 x 2 (Type B)</b> 4-wire, shielded, halogen-free TP installation cable for connection to IE FC outlet RJ45/ IE FC RJ45 plug for occasional movement; PROFINET-compliant; with UL approval; sold by the meter; max. length 1000 m, minimum order quantity 20 m	<b>6XV1871-2F</b>
<b>IE FC TP trailing cable GP 2 x 2 (Type C)</b> 4-wire, shielded TP installation cable for connection to IE FC outlet RJ45/ IE FC RJ45 plug for use as trailing cable; PROFINET-compatible; with UL approval; sold by the meter; max. length 1000 m, minimum order quantity 20 m	<b>6XV1870-2D</b>	<b>IE FC TP festoon cable GP 2 x 2 (Type B)</b> 4-wire, shielded TP installation cable for connection to IE FC outlet RJ45/ IE FC RJ45 plug 180/90 for use in festoon applications; PROFINET-compatible; with UL approval; sold by the meter; max. length 1000 m, minimum order quantity 20 m	<b>6XV1871-2S</b>
<b>IE FC TP trailing cable 2 x 2 (Type C)</b> 4-wire, shielded TP installation cable for connection to IE FC outlet RJ45/ IE FC RJ45 plug 180/90 for use in trailing cables; PROFINET-compatible; without UL approval; sold by the meter; max. length 1000 m, minimum order quantity 20 m	<b>6XV1840-3AH10</b>	<b>IE FC TP food cable GP 2 x 2 (Type C)</b> 4-wire, shielded TP installation cable for connection to IE FC outlet RJ45/ IE FC RJ45 plug 180/90 for the food and beverages industry; PROFINET-compatible; sold by the meter; max. length 1000 m, minimum order quantity 20 m	<b>6XV1871-2L</b>
<b>IE TP torsion cable GP 2 x 2 (Type C)</b> 4-wire, shielded TP installation cable for connection to IE FC outlet RJ45/ IE FC RJ45 plug for use with robots; PROFINET-compatible; with UL approval; sold by the meter; max. length 1000 m, minimum order quantity 20 m	<b>6XV1870-2F</b>	<b>IE TP ground cable 2x2 (Type C)</b> 4-wire, shielded TP installation cable for connection to IE FC outlet RJ45/ IE FC RJ45 plug 180/90 (after removal of additional outer sheath) for laying in soil; PROFINET-compatible; sold by the meter; max. length 1000 m, minimum order quantity 20 m	<b>6XV1871-2G</b>
		<b>IE TP train cable GP 2x2 (Type C)</b> 4-wire, shielded TP installation cable for connection to IE FC outlet RJ45/ IE FC RJ45 plug 180/90 for railway applications; PROFINET-compatible; sold by the meter; max. length 1000 m, minimum order quantity 20 m	<b>6XV1871-2T</b>
		<b>IE FC blade cassettes (5 mm)</b> Replacement blade cassette for the Industrial Ethernet stripping tool; for use with IE FC RJ45 Plugs and Modular Outlet, 5 units	<b>6GK1901-1GB01</b>

#### More information

##### Selection Tools:

Two tools, the SIMATIC NET Selection Tool and the TIA Selection Tool, are available to assist you in selecting the right cabling system for SIMATIC NET:

- [www.siemens.com/snst-standalone](http://www.siemens.com/snst-standalone)
- [www.siemens.com/tia-selection-tool-standalone](http://www.siemens.com/tia-selection-tool-standalone)

## Appendix



<b>7/2</b>	<b>SITRAIN – Training for Industry</b>
7/3	SIMATIC HMI course overview
<b>7/4</b>	<b>Standards and approvals</b>
<b>7/5</b>	<b>WinCC Competence Center</b>
<b>7/6</b>	<b>Siemens Automation Cooperates with Education</b>
<b>7/9</b>	<b>Partner at Siemens</b>
7/9	Siemens Partner Programm
<b>7/10</b>	<b>Partner, Online Services</b>
7/10	Industry Mall and Interactive Catalog CA 01
7/11	Information and Download Center
<b>7/12</b>	<b>Siemens Service Option for SIMATIC IPC</b>
<b>7/13</b>	<b>Expertise and services relating to all aspects of PC-based Automation</b>
<b>7/14</b>	<b>Industry Services</b>
7/15	Portfolio overview
7/16	Online Support
<b>7/17</b>	<b>Software licenses</b>
<b>7/19</b>	<b>Conditions of sale and delivery</b>



## Appendix

### SITRAIN – Training for Industry



#### **Your benefit from practical training directly from the manufacturer**

SITRAIN – Training for Industry – provides you with comprehensive support in solving your tasks.

Training directly from the manufacturer enables you to make correct decisions with confidence.

#### **Increased profits and lower costs:**

- Shorter times for commissioning, maintenance and servicing
- Optimized production operations
- Reliable configuration and commissioning
- Shortened startup times, reduced downtimes, and faster troubleshooting
- Exclude expensive faulty planning right from the start.
- Flexible plant adaptation to market requirements
- Compliance with quality standards in production
- Increased employee satisfaction and motivation
- Shorter familiarization times following changes in technology and staff

#### **Contact**

Visit our site on the Internet at:  
[www.siemens.com/sitrain](http://www.siemens.com/sitrain)

or let us advise you personally:

**SITRAIN – Training for Industry**  
**SITRAIN Customer Support Germany**

Tel.: +49 911 895-7575

Fax: +49 911 895-7576

Email: [info@sitrain.com](mailto:info@sitrain.com)

#### **Your benefits with SITRAIN – Training for Industry**

##### Certified top trainers

Our trainers are skilled specialists with practical experience. Course developers have close contact with product development, and pass on their knowledge to the trainers and then to you.

##### Practical application with practice

Practice, practice, practice! We have designed the trainings with an emphasis on practical exercises. They take up to half of the course time in our trainings. You can therefore implement your new knowledge in practice even faster.

##### 300 courses in more than 60 countries

We offer a total of about 300 classroom-based courses. You can find us at more than 50 locations in Germany, and in 62 countries worldwide. You can find which course is offered at which location at:

[www.siemens.com/sitrain](http://www.siemens.com/sitrain)

##### Skills development

Do you want to develop skills and fill in gaps in your knowledge? Our solution: We will provide a program tailored exactly to your personal requirements. After an individual requirements analysis, we will train you in our training centers near you or directly at your offices. You will practice on the most modern training equipment with special exercise units. The individual training courses are optimally matched to each other and help with the continuous development of knowledge and skills. After finishing a training module, the follow-up measures make success certain, as well as the refreshment and deepening of the knowledge gained.

### Training for SIMATIC HMI

This page contains an overview of the SITRAIN training offer for SIMATIC HMI operator control and monitoring systems.

Depending on your demands we'll make you fit for specific applications or teach you important background knowledge about products and systems.

All courses contain the largest possible share of practical exercises so that training can be carried out very intensively in very small groups.

Further information regarding course contents, dates and prices can be found in the Internet at:

[www.siemens.com/sitrain-simatic-hmi](http://www.siemens.com/sitrain-simatic-hmi)

Title		Course suitable for			Duration/ Medium	Order code
		Planning	Implementation	Operation		
<b>SIMATIC WinCC in the TIA Portal</b>						
SIMATIC WinCC on the machine level in the TIA Portal	TIA	✓	✓	✓	3 days	TIA-WCCM
SIMATIC WinCC on the machine level in the TIA Portal system course 2	TIA		✓	✓	2 days	TIA-WCCM2
SIMATIC WinCC SCADA in the TIA Portal	TIA		✓	✓	5 days	TIA-WCCS
SiVArc – Options of Automatic Visualization Generation	TIA		✓	✓	1 day	TIA-SIVARC
<b>SIMATIC WinCC with Portal for branches</b>						
Energy management with SIMATIC Energy Suite	TIA		✓	✓	1 day	TIA-EMES
Energy Manager PRO	TIA		✓	✓	4 days	TIA-EMPRO
<b>SIMATIC WinCC V7.x</b>						
SIMATIC WinCC, system course			✓	✓	5 days	ST-BWINCCS
SIMATIC WinCC, advanced course			✓		5 days	ST-BWINOND
ANSI-C in the SIMATIC World, introduction			✓	✓	5 days	ST-SIMACE
<b>SIMATIC WinCC flexible</b>						
SIMATIC WinCC flexible, system course 1			✓	✓	3 days	ST-WCCFSYS
SIMATIC WinCC flexible, system course 2			✓	✓	3 days	ST-WCCFSY2

**TIA** These courses are based on the TIA Portal in combination with SIMATIC S7-1500.

## Appendix

### Standards and approvals

#### Operating system licenses for SIMATIC PC/PG

The accompanying operating system license is only valid for installation on the supplied SIMATIC PC/PG.

Installation can only be performed on these SIMATIC systems in accordance with Microsoft OEM licensing regulations.

#### Standards UL (U) and CSA (C)

All HMI products comply with the standards UL (U) and CSA (C), or the approval procedure has been applied for.

Products which have no approval are specially marked (see ordering data of the products).

#### CE marking

The electronic products described in this catalog comply with the requirements and protection objectives of the following EC-directives insofar as they relate to the product concerned. They also comply with the corresponding harmonized European standards (EN) published for these products in the Official Journals of the European Community.

- Directive 2004/108/EC of the European Parliament and Council on the approximation of the laws of the Member States relating to electromagnetic compatibility (EMC Directive)
- Directive 2006/95/EC of the European Parliament and of the Council on the harmonization of the laws of the Member States relating to electrical equipment designed for use within certain voltage limits (Low Voltage Directive)
- Directive 94/9/EC of the European Parliament and the Council on approximation of the laws of the Member States concerning equipment and protective systems intended for use in potentially explosive atmospheres (ATEX Directive)
- Directive 1999/5/EC of the European Parliament and of the Council on radio equipment and telecommunications terminal equipment and the mutual recognition of their conformity (RTTE Directive)

The originals of the declarations of conformity are kept available for the responsible supervisory authorities at:

##### SIMATIC PLC / HMI:

Siemens Aktiengesellschaft  
DF FA MF QM  
Postfach 4848  
90327 Nürnberg  
Germany

##### SIMATIC IPC:

Siemens Aktiengesellschaft  
DF FA AS DH KHE  
Oestliche Rheinbrueckenstr. 50  
76187 Karlsruhe  
Germany

##### SIMATIC NET:

Siemens Aktiengesellschaft  
Industry Sector  
PD PA CI  
Postfach 4848  
90327 Nürnberg  
Germany

#### **Note on the EMC Directive:**

The installation instructions in the manuals must be adhered to when installing and operating the products described in this catalog. These contain, for example, important information on installation in cabinets and on the use of shielded cables.

## Overview

The WinCC Competence Centers are Siemens-internal partners. They offer a wide range of products and services designed to make optimal economic and system-oriented use of the openness and integration capability of WinCC.

In addition to the development of standard solutions/add-on products, they are authorized to implement customized/industry-specific solutions in the areas of application development and system integration on the basis of WinCC.

The portfolio is rounded off with consulting services, project-related training, and workshops for decision-makers and users.

Sector competence in addition to automation expertise and WinCC system know-how ensure professional and efficient solutions. The software is, of course, developed in compliance with recognized standards on the basis of certified quality management in accordance with ISO 9001.

You can find more information on the Internet at:

[www.siemens.com/wincc-competence-center](http://www.siemens.com/wincc-competence-center)

## Appendix

### Siemens Automation Cooperates with Education (SCE)

#### Teaching made easy - Comprehensive support on the way to Industrie 4.0

#### Knowledge & technology – the keystones to success in digitalization



**Digitalization is quickly and radically changing our world. What does this mean for education?**

In the world of Industrie 4.0, companies can expect a host of new opportunities and challenges. New systems are verified on the spot through simulations. Automated mass production processes can make every product on the conveyor belt a unique product.

New products are now market-ready much faster. Siemens is shaping this transformation as a technology leader in the field of automation and process lifecycle management (PLM).

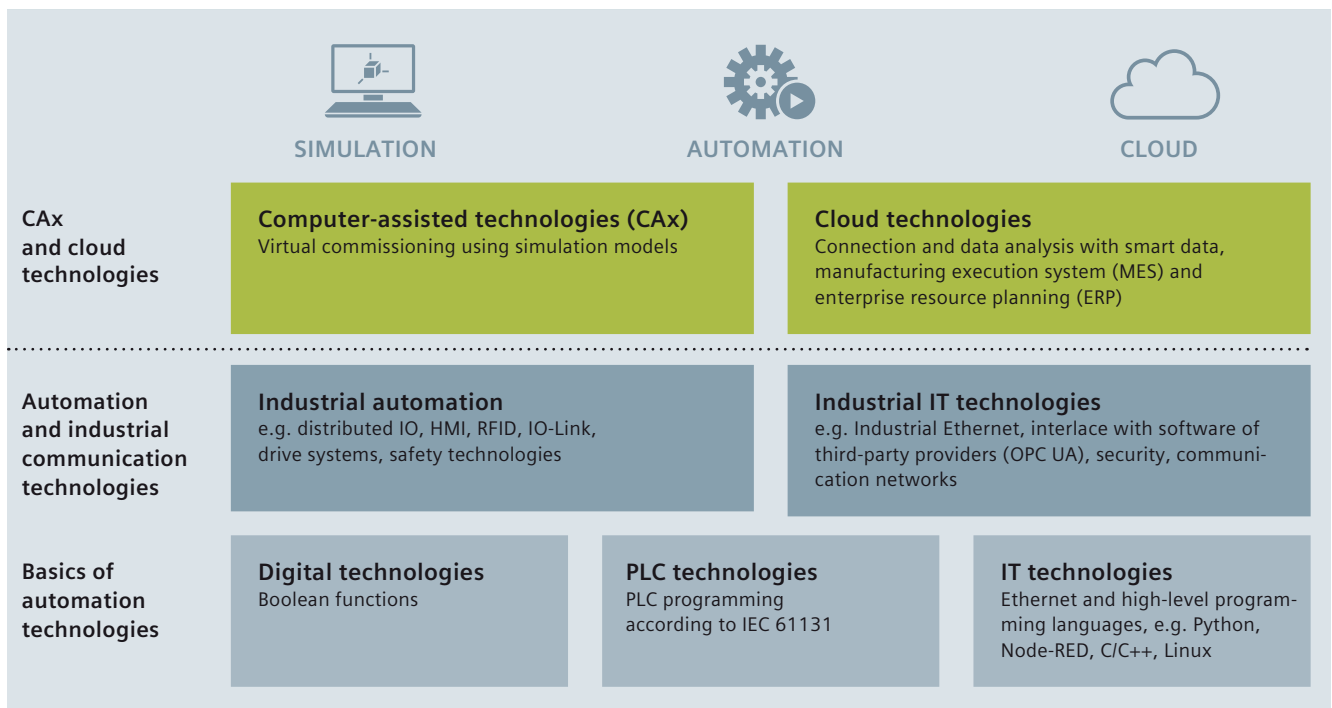
These new digitalization processes are changing the know-how requirements for employees. Many educational institutions are facing the challenge of conveying Industrie 4.0 know-how as part of their teaching and training. The Siemens Automation Cooperates with Education (SCE) program is supporting educators on the way to Industrie 4.0.

#### The SCE digitalization concept for educators

**The SCE digitalization concept presented here shows how digitalization can be implemented in educational institutions – from vocational schools to universities.**

Digitalization (or Industrie 4.0) know-how is now introduced through CAx and cloud technologies. It is founded on the basics of automation, such as digital technologies, PLC and information technologies, and on advanced automation and industrial communication technologies.

The level of digitalization knowledge can be weighted, depending on the vocational field or branch of study – e.g. mechanical engineering, automation engineering or computer science.





**The SCE digitalization concept for educators** (continued)

As part of their project work, students at Vocational School 2 in Wolfsburg, Germany, have implemented the three levels of the SCE Industrie 4.0 concept.

A virtual twin created with the Siemens NX Mechatronics Designer (MCD) CAD software was used for the design and virtual commissioning. This enables fast and efficient assembly of the real automation system, e.g. with SIMATIC S7-1500/ET 200SP/RFID, for use in classes. Production data, such as the number of bottles filled, production date and system parameters, are uploaded to a cloud using SIMATIC IOT2000.

[siemens.com/iot2020](https://www.siemens.com/iot2020)

[siemens.com/nx](https://www.siemens.com/nx)

**The SCE offers****Learning and training documents**

More than 100 didactically prepared learning and training documents are available through SCE and incorporate the digitalization concept. They are designed for use in classes, but can also be customized or used for individual study. These documents are available for free download, most of them in 7 languages.

[siemens.com/sce/documents](https://www.siemens.com/sce/documents)

**Educator courses**

Excellent teaching content is needed to introduce students to digitalization. For this purpose, SCE holds educator courses in certain regions. Based on our learning and training documents and through practical exercises, educators acquire the latest Industrie 4.0 know-how.

[siemens.com/sce/courses](https://www.siemens.com/sce/courses)

**Trainer packages**

The 90 SCE trainer packages help educators teaching and implementing the SCE digitalization concept. Trainer packages comprise specially compiled, genuine Siemens hardware and software products. The trainer packages are based on the learning and training documents and are offered to schools, colleges and universities at special terms.

[siemens.com/sce/tp](https://www.siemens.com/sce/tp)

**Support for your projects / textbooks**

We support you on selected projects with advice and assistance from SCE contact partners.

As a special service, we support textbook authors. We maintain a list of textbooks on the SCE website.

[siemens.com/sce/contact](https://www.siemens.com/sce/contact)

[siemens.com/sce/books](https://www.siemens.com/sce/books)

## Appendix

### Siemens Automation Cooperates with Education (SCE)

#### Teaching made easy - Comprehensive support on the way to Industrie 4.0

##### Partnerships for proliferation of Industrie 4.0 in education



##### **Partnership with WorldSkills**

As a technology powerhouse, we support vocational training of students around the world. Since 2010, we have partnered with WorldSkills as a Global Industry Partner in order to amplify this cause.

WorldSkills is an international organization whose mission is to raise the profile and recognition of skilled people, and show how important vocational skills are in achieving economic growth and personal success. Every two years, WorldSkills hosts the world championships of skills.

Siemens provides the competitors with automation products, such as SIMATIC S7-1500 and LOGO!, for the disciplines: industrial control, electrical installations, Polymechanics/Automation and manufacturing technology.

The next international skill competitions are scheduled for Kazan/Russia, in 2019 and Shanghai/China, in 2021. Additionally, we support selected continental and regional competitions.

[siemens.com/worldskills](http://siemens.com/worldskills)

##### **Partnerships with educators**

We provide support to educators and educational organizations in the form of one-on-one advice through SCE contact partners and Siemens experts as well as long-term cooperation.

[siemens.com/sce/contact](http://siemens.com/sce/contact)

##### **Partnerships with producers of learning systems**

For practical training in classrooms and labs, numerous producers of learning systems offer a wide range of complete didactic solutions based on SCE trainer packages.

[siemens.com/sce/partner](http://siemens.com/sce/partner)

##### Information portal



To facilitate your teaching assignment and/or for selfstudy, we offer educators and students a comprehensive SCE information portal. At this portal you have quick access to all SCE offers, e.g. learning and training documents including projects, Getting Started information, videos, manuals, trial software and newsletters.

[siemens.com/sce](http://siemens.com/sce)

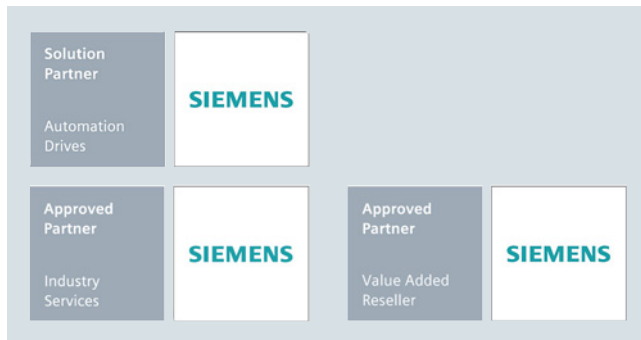
**SIEMENS**

Global Industry  
Partner of  
WorldSkills  
International

**worldskills**

### Overview

#### Siemens Solution und Approved Partners



#### Highest competence in automation and drive technology as well as power distribution

Siemens works closely together with selected partner companies around the world in order to ensure that customer requirements for all aspects of automation and drives, as well as power distribution, are fulfilled as best as possible – wherever you are, and whatever the time.

We place great value on our customers acting in accordance with the same ideals which characterize Siemens as a whole: Competence, professionalism and quality. That is why continuous development through qualification and certification measures in line with global standards is a central aspect of our Partner Program. This means that with our partners, you benefit from the same high quality standards all over the world. The partner emblem is the symbol for tried and tested quality.

#### Solution Partners and Approved Partners

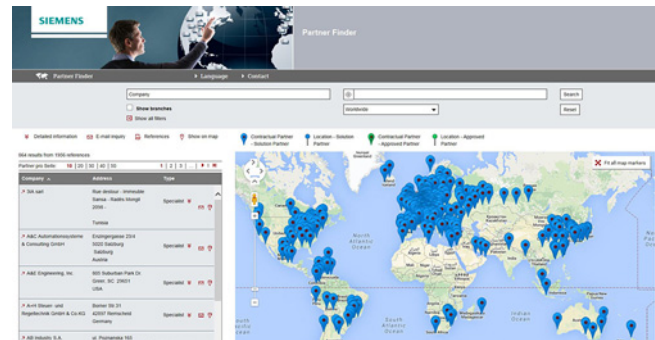
Our global network of partners includes both Solution Partners and Approved Partners. The latter can be further differentiated into "Value Added Reseller" and "Industry Services".

At present we are working with more than 1,500 Solution Partners worldwide. They are characterized by extensive application, system and sector knowledge, as well as proven project experience, and are able to implement future-proof tailored solutions of the highest quality, based on our product and system portfolio.

With their detailed technical knowledge, **Siemens Approved Partners – Value Added Resellers** offer a combination of products and services that range from specialist technologies and customized modifications to the provision of high-quality system and product packages. They also provide qualified technical support and assistance.

**Approved Partners – Industry Services** put their unique expertise entirely at the service of enhancing your productivity and can be instrumental in ensuring the availability of your plants.

#### Partner Finder



In the Siemens global Solution Partner program, customers are certain to find the optimum partner for their specific requirements - with no great effort. The Partner Finder is basically a comprehensive database that showcases the profiles of all our solution partners.

#### Easy selection:

Set filters in the search screen form according to the criteria that are relevant to you. You can also directly enter the name of an existing partner.

#### Skills at a glance:

Gain a quick insight into the specific competencies of any particular partner with the reference reports.

#### Direct contact option:

Use our electronic query form:

[www.siemens.com/partnerfinder](http://www.siemens.com/partnerfinder)

Additional information on the Siemens Solution Partner Program is available online at:

[www.siemens.com/partner-program](http://www.siemens.com/partner-program)

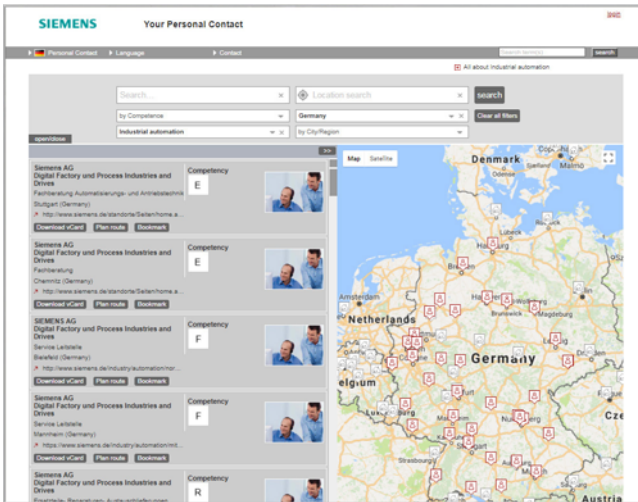


## Appendix

### Partner, Online Services

#### Partner · Industry Mall and Interactive Catalog CA 01

##### Partner at Siemens



At your service locally, around the globe for consulting, sales, training, service, support, spare parts on the entire portfolio of Digital Factory and Process Industries and Drives.

Your partner can be found in our Personal Contacts Database at: [www.siemens.com/automation-contact](http://www.siemens.com/automation-contact)

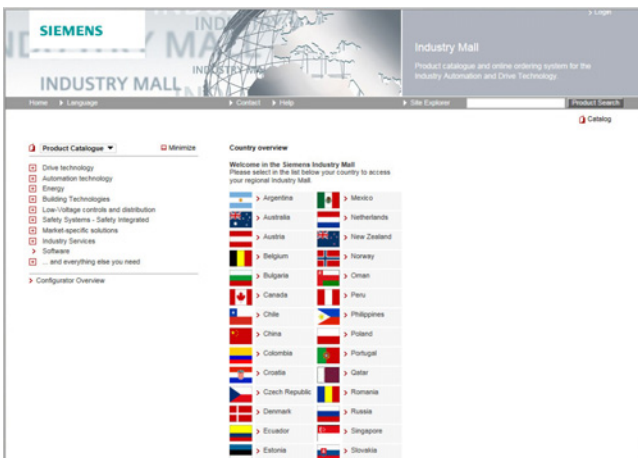
You start by selecting

- the required competence,
- products and branches,
- a country and a city

or by a

- location search or free text search.

##### Easy product selection and ordering in the Industry Mall and with the Interactive Catalog CA 01



##### Industry Mall

The Industry Mall is a Siemens Internet ordering platform. Here you have a clear and informative online access to a huge range of products.

Powerful search functions make it easy to select the required products. Configurators enable you to configure complex product and system components quickly and easily. CAX data types are also provided here.

Data transfer allows the whole procedure, from selection through ordering to tracking and tracing, to be carried out online. Availability checks, customer-specific discounts and bid creation are also possible.

[www.siemens.com/industrymall](http://www.siemens.com/industrymall)



##### Interactive Catalog CA 01 - Products for Automation and Drives

The Interactive Catalog CA 01 combined with the Siemens Industry Mall unites the benefits of offline and online media in one application – the performance of an offline catalog with the availability of manifold and up-to-date information on the Internet.

Select products and assemble orders with the CA 01, determine the availability of the selected products and track & trace via the Industry Mall.

More information and download: [www.siemens.com/automation/ca01](http://www.siemens.com/automation/ca01)

### Downloading catalogs

The screenshot displays the Siemens Information and Download Center interface. At the top, there is a navigation bar with the Siemens logo and links for 'Language' and 'Contact'. Below this, a search bar is visible. The main content area is titled 'Information and Download Center' and features several tabs: 'Catalogs (362)', 'Brochures (810)', 'Customer Magazines (8)', and 'Demo Software (15)'. A 'Promotion packages (12)' section is also present. A filter dialog is open, showing a search input field, a dropdown menu for '1 - 10 of 362 items', and a language selection dropdown set to 'English'. Below the filter, two catalog items are listed:

- Catalog D 11 - 2016 (13 MB)**  
Order number: 6ES7030-1EX00-0AA0  
SINAMICS G130 Drive Converter Chassis Units  
SINAMICS G150 Drive Converter Cabinet Units
- Catalog D 12 - 2017 with dimension drawings**  
Order number: keine Bestellnummer vorhanden  
Medium voltage drives  
SINAMICS GM150  
SINAMICS SM150  
with dimension drawings

On the right side of the page, there is a 'Text Size' selector, a 'Share this Page' button, and a section titled 'We will send to you, free of charge' with a 'Please select from the list left.' prompt. Below this, there are two sections of filters:

- Products & Services**
  - Building Technologies (2)
  - Drive technology (294)
  - Energy (11)
  - Industrial automation (822)
  - Low-voltage controls and distribution (32)
  - Safety systems - Safety Integrated (31)
  - Services (8)
  - Software (1)
- All about Products & Services**
  - Press releases
  - Catalog and ordering system online
  - Technical info
  - Support
  - Service offer

In the Information and Download Center you can download catalogs and brochures in PDF format without having to register. The filter dialog makes it possible to carry out targeted searches.

[www.siemens.com/industry/infocenter](http://www.siemens.com/industry/infocenter)

## Appendix

### Siemens Service Option for SIMATIC IPC

#### Siemens Service Option for SIMATIC IPC

##### **The expanded hardware service for SIMATIC IPC products**

Purchasing and registering this additional agreement for a SIMATIC IPC extends the time period for free repairs of this device to 36 or 48 months after delivery.

Scope of services of the service option within the period of service (36/48 months):

- Free<sup>1)</sup> repair during the period of service at one of our authorized repair centers near you  
The addresses of our worldwide partners can be found on the Internet at [www.siemens.com/asis](http://www.siemens.com/asis)
- Within the agreed contractual period, Siemens will bear the costs that are incurred in the repair center (labor and materials/replacement parts), which are needed to restore the functions<sup>2)</sup> of the hardware
- Siemens will also assume the return shipping costs of the repaired device from the repair center to the customer

<sup>1)</sup> Wear and tear as well as problems that arise due to improper handling of the devices are not included.

<sup>2)</sup> For hard disk defects that require the system to be restored, the repair service will only cover restoring the installation to its original condition exworks. The uploading of additional application software, drivers and setting up the operating software are not covered by the free repair service.

Product family	Article No. Service Option	Article designation
<b>SIMATIC Rack PC</b>	<b>6ES7648-4AB36-0AA0</b>	<b>36</b> or
• SIMATIC IPC347	<b>6ES7648-4AB48-0AA0</b>	<b>48</b> months
• SIMATIC IPC547		service option for
• SIMATIC IPC647		SIMATIC Rack PCs
• SIMATIC IPC847		and Box PCs
<b>SIMATIC Box PC</b>		
• SIMATIC IPC227		
• SIMATIC IPC327		
• SIMATIC IPC427		
• SIMATIC IPC627		
• SIMATIC IPC827		
<b>SIMATIC Panel PC</b>	<b>6ES7648-4AP36-0AA0</b>	<b>36</b> or
• SIMATIC IPC277	<b>6ES7648-4AP48-0AA0</b>	<b>48</b> months
• SIMATIC IPC377		service option for
• SIMATIC IPC477		SIMATIC Panel PC
• SIMATIC IPC577		
• SIMATIC IPC677		

##### **Ordering and registering the additional agreement:**

- Select the appropriate article number for the optional package based on the family of products and place your order
- Scope of supply:  
Description of services in 4 languages + service device label with a license number for identifying the additional agreement on the device
- Activation of the service license number for a SIMATIC PC/ SIMATIC PG via the Internet ([www.siemens.com/ped](http://www.siemens.com/ped)):  
The registration must be completed within the first 90 days after initial delivery of the device!

## Overview

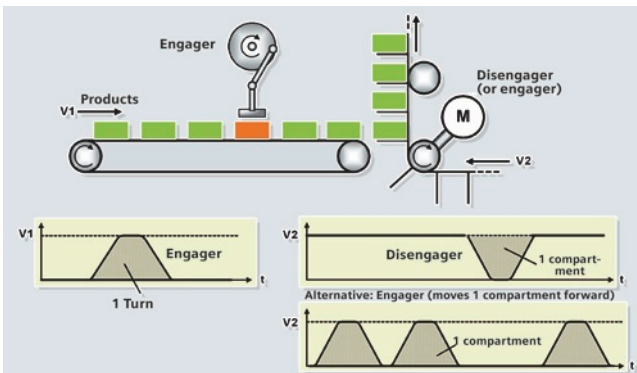


### Expertise and services relating to all aspects of PC-based Automation

Do you require support with the dimensioning and options of a PC-based Automation project, or even engineering support?


Specifically for this purpose, Siemens has established a team of specialists in Cologne and Milan who work closely with Development and Product Marketing and can thus provide our sales departments worldwide with competent support in PC-based Automation.

## Our core competencies



- Design of PC-based Automation systems from Siemens
- Integrated, customer-specific technology (add-ons) using high-level languages (C++) in Windows or real-time environments
- Knowledge transfer/workshops for the integration of third-party components, as well as for applications using the Open Development Kit (ODK)
- Technology and application know-how
- Development of add-ons for WinAC and WinCC flexible

## Reference applications



- Fast recording of measured values
- Software blocks for drives library
- Customer-specific communications via Ethernet (OPC/ActiveX, TCP socket)
- Synchronous operation, flying shear, table interpolation for electric and hydraulic axes
- Integration of PCI cards into PC-based Automation applications (e.g. WinAC and ASI-Bus)
- Customer-specific development and integration of C++ programs
- Database connections
- Integration of complex control algorithms

## Contacts

Activation of the Competence Centers for your application via your regional contact.

If you do not yet have a contact person in your region, just go to:  
<http://www.siemens.com/automation/partner>

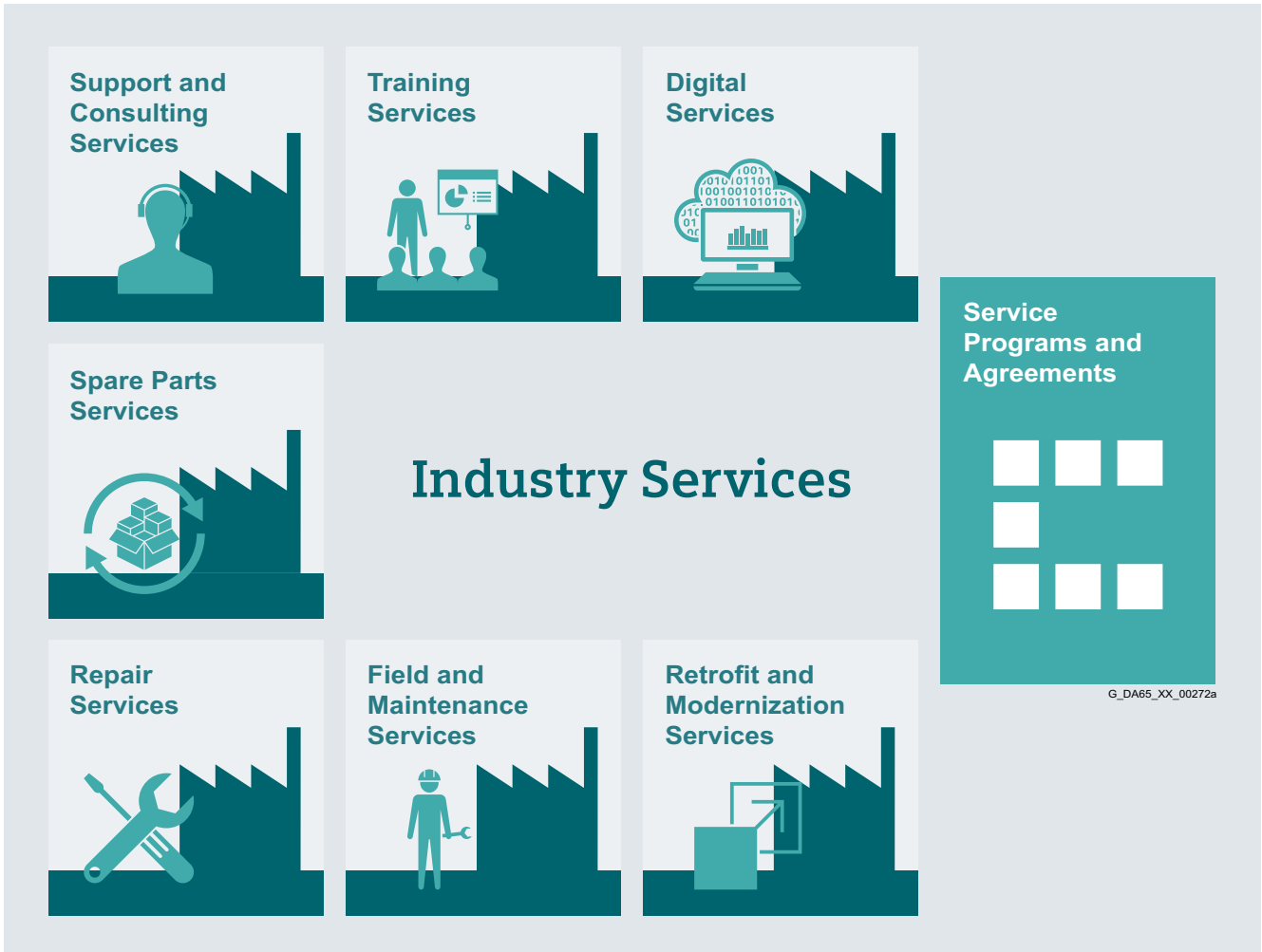
The latest information about the workshops offered can be found on the Internet:

<http://www.siemens.com/pc-based>

## Appendix

### Industry Services

#### Overview



#### **Keep your business running and shaping your digital future – with Industry Services**

Optimizing the productivity of your equipment and operations can be a challenge, especially with constantly changing market conditions. Working with our service experts makes it easier. We understand your industry's unique processes and provide the services needed so that you can better achieve your business goals.

You can count on us to maximize your uptime and minimize your downtime, increasing your operations' productivity and reliability. When your operations have to be changed quickly to meet a new demand or business opportunity, our services give you the flexibility to adapt. Of course, we take care that your production is protected against cyber threats. We assist in keeping your operations as energy and resource efficient as possible and reducing your total cost of ownership. As a trendsetter, we ensure that you can capitalize on the opportunities of digitalization and by applying data analytics to enhance decision making: You can be sure that your plant reaches its full potential and retains this over the longer lifespan.

You can rely on our highly dedicated team of engineers, technicians and specialists to deliver the services you need – safely, professionally and in compliance with all regulations. We are there for you, where you need us, when you need us.

<https://www.siemens.com/global/en/home/products/services/industry.html>

#### Overview



#### Digital Services

Digital Services make your industrial processes transparent to gain improvements in productivity, asset availability, and energy efficiency.

Production data is generated, filtered and translated with intelligent analytics to enhance decision-making.

This is done whilst taking data security into consideration and with continuous protection against cyber-attack threats.

<https://www.siemens.com/global/en/home/products/services/industry/digital-services.html>



#### Training Services

From the basics and advanced to specialist skills, SITRAIN courses provide expertise right from the manufacturer – and encompass the entire spectrum of Siemens products and systems for the industry.

Worldwide, SITRAIN courses are available wherever you need a training course in more than 170 locations in over 60 countries.

<https://support.industry.siemens.com/cs/ww/en/sc/2226>



#### Support and Consulting Services

**Industry Online Support** site for comprehensive information, application examples, FAQs and support requests.

**Technical and Engineering Support** for advice and answers for all inquiries about functionality, handling, and fault clearance. The Service Card as prepaid support for value added services such as Priority Call Back or Extended Support offers the clear advantage of quick and easy purchasing.

**Information & Consulting Services**, e.g. SIMATIC System Audit; clarity about the state and service capability of your automation system or Lifecycle Information Services; transparency on the lifecycle of the products in your plants.

<https://support.industry.siemens.com/cs/ww/en/sc/2235>



#### Spare Parts

Spare Parts Services are available worldwide for smooth and fast supply of spare parts – and thus optimal plant availability. Genuine spare parts are available for up to ten years. Logistic experts take care of procurement, transport, custom clearance, storage and order manage-

ment. Reliable logistics processes ensure that components reach their destination as needed.

Since not all spare parts can be kept in stock at all times, Siemens offers a preventive measure for spare parts provisioning on the customer's premises with optimized **Spare Parts Packages** for individual products, custom-assembled drive components and entire integrated drive trains – including risk consulting.

**Asset Optimization Services** help you design a strategy for parts supply where your investment and carrying costs are reduced and the risk of obsolescence is avoided.

<https://support.industry.siemens.com/cs/ww/en/sc/2110>



#### Repair Services

Repair Services are offered on-site and in regional repair centers for fast restoration of faulty devices' functionality.

Also available are extended repair services, which include additional diagnostic and repair measures, as well as emergency services.

<https://support.industry.siemens.com/cs/ww/en/sc/2154>



#### Field and Maintenance Services

Siemens specialists are available globally to provide expert field and maintenance services, including commissioning, functional testing, preventive maintenance and fault clearance.

All services can be included in customized service agreements with defined reaction times or fixed maintenance intervals.

<https://support.industry.siemens.com/cs/ww/en/sc/2265>



#### Retrofit and Modernization Services

Provide a cost-effective solution for the expansion of entire plants, optimization of systems or upgrading existing products to the latest technology and software, e.g. migration services for automation systems.

Service experts support projects from planning through commissioning and, if desired over the entire extended lifespan, e.g. Retrofit for Integrated Drive Systems for an extended lifetime of your machines and plants.

<https://support.industry.siemens.com/cs/ww/en/sc/2286>



#### Service Programs and Agreements

A technical Service Program or Agreement enables you to easily bundle a wide range of services into a single annual or multi-year agreement.

You pick the services you need to match your unique requirements or fill gaps in your organization's maintenance capabilities.

Programs and agreements can be customized as KPI-based and/or performance-based contracts.

<https://support.industry.siemens.com/cs/ww/en/sc/2275>



# Appendix

## Industry Services

### Online Support

#### Overview

Online Support – fast, intuitive, whenever you want, wherever you need

**Web**

[support.industry.siemens.com](http://support.industry.siemens.com)

**App**

Scan the QR code for information on our Online Support app.

- FAQ / Application examples**  
Information about industrial products, programming and configuration as well as application examples
- Technical Information**  
Videos, documentation, manuals, updates, product notes, compatibility tool, certificates, planning data such as dimensional drawings, product data, 3D models
- Forum**  
Exchange information and experience with other users and experts

## Online Support for Siemens Products for Industry

Siemens Industry and Online Support with some 1.7 million visitors per month is one of the most popular web services provided by Siemens. It is the central access point for comprehensive technical know-how about products, systems and services for automation and drives applications as well as for process industries.

In connection with the challenges and opportunities related to digitalization you can look forward to continued support with innovative offerings.

## Overview

### Software types

Software requiring a license is categorized into types. The following software types have been defined:

- Engineering software
- Runtime software

### Engineering software

This includes all software products for creating (engineering) user software, e.g. for configuring, programming, parameterizing, testing, commissioning or servicing.

Data generated with engineering software and executable programs can be duplicated for your own use or for use by third-parties free-of-charge.

### Runtime software

This includes all software products required for plant/machine operation, e.g. operating system, basic system, system expansions, drivers, etc.

The duplication of the runtime software and executable programs created with the runtime software for your own use or for use by third-parties is subject to a charge.

You can find information about license fees according to use in the ordering data (e.g. in the catalog). Examples of categories of use include per CPU, per installation, per channel, per instance, per axis, per control loop, per variable, etc.

Information about extended rights of use for parameterization/configuration tools supplied as integral components of the scope of supply can be found in the readme file supplied with the relevant product(s).

### License types

Siemens Industry Automation & Drive Technologies offers various types of software license:

- Floating license
- Single license
- Rental license
- Rental floating license
- Trial license
- Demo license
- Demo floating license

### Floating license

The software may be installed for internal use on any number of devices by the licensee. Only the concurrent user is licensed. The concurrent user is the person using the program. Use begins when the software is started. A license is required for each concurrent user.

### Single license

Unlike the floating license, a single license permits only one installation of the software per license.

The type of use licensed is specified in the ordering data and in the Certificate of License (CoL). Types of use include for example per instance, per axis, per channel, etc.

One single license is required for each type of use defined.

### Rental license

A rental license supports the "sporadic use" of engineering software. Once the license key has been installed, the software can be used for a specific period of time (the operating hours do not have to be consecutive).

One license is required for each installation of the software.

### Rental floating license

The rental floating license corresponds to the rental license, except that a license is not required for each installation of the software. Rather, one license is required per object (for example, user or device).

### Trial license

A trial license supports "short-term use" of the software in a non-productive context, e.g. for testing and evaluation purposes. It can be transferred to another license.

### Demo license

The demo license support the "sporadic use" of engineering software in a non-productive context, for example, use for testing and evaluation purposes. It can be transferred to another license. After the installation of the license key, the software can be operated for a specific period of time, whereby usage can be interrupted as often as required.

One license is required per installation of the software.

### Demo floating license

The demo floating license corresponds to the demo license, except that a license is not required for each installation of the software. Rather, one license is required per object (for example, user or device).

### Certificate of License (CoL)

The CoL is the licensee's proof that the use of the software has been licensed by Siemens. A CoL is required for every type of use and must be kept in a safe place.

### Downgrading

The licensee is permitted to use the software or an earlier version/release of the software, provided that the licensee owns such a version/release and its use is technically feasible.

### Delivery versions

Software is constantly being updated. The following delivery versions

- PowerPack
- Upgrade

can be used to access updates.

Existing bug fixes are supplied with the ServicePack version.

### PowerPack

PowerPacks can be used to upgrade to more powerful software. The licensee receives a new license agreement and CoL (Certificate of License) with the PowerPack. This CoL, together with the CoL for the original product, proves that the new software is licensed.

A separate PowerPack must be purchased for each original license of the software to be replaced.

### Upgrade

An upgrade permits the use of a new version of the software on the condition that a license for a previous version of the product is already held.

The licensee receives a new license agreement and CoL with the upgrade. This CoL, together with the CoL for the previous product, proves that the new version is licensed.

A separate upgrade must be purchased for each original license of the software to be upgraded.



## Appendix

### Software licenses

#### Overview

##### **ServicePack**

ServicePacks are used to debug existing products. ServicePacks may be duplicated for use as prescribed according to the number of existing original licenses.

##### **License key**

Siemens Industry Automation & Drive Technologies supplies software products with and without license keys.

The license key serves as an electronic license stamp and is also the "switch" for activating the software (floating license, rental license, etc.).

The complete installation of software products requiring license keys includes the program to be licensed (the software) and the license key (which represents the license).

##### **Software Update Service (SUS)**

As part of the SUS contract, all software updates for the respective product are made available to you free of charge for a period of one year from the invoice date. The contract will automatically be extended for one year if it is not canceled three months before it expires.

The possession of the current version of the respective software is a basic condition for entering into an SUS contract.

You can download explanations concerning license conditions from [www.siemens.com/automation/salesmaterial-as/catalog/en/terms\\_of\\_trade\\_en.pdf](http://www.siemens.com/automation/salesmaterial-as/catalog/en/terms_of_trade_en.pdf)

### 1. General Provisions

By using this catalog you can acquire hardware and software products described therein from Siemens AG subject to the following Terms and Conditions of Sale and Delivery (hereinafter referred to as "T&C"). Please note that the scope, the quality and the conditions for supplies and services, including software products, by any Siemens entity having a registered office outside Germany, shall be subject exclusively to the General Terms and Conditions of the respective Siemens entity. The following T&C apply exclusively for orders placed with Siemens Aktiengesellschaft, Germany.

#### 1.1 For customers with a seat or registered office in Germany

For customers with a seat or registered office in Germany, the following applies subordinate to the T&C:

- for installation work the "General Conditions for Erection Works – Germany"<sup>1)</sup> ("Allgemeine Montagebedingungen – Deutschland" (only available in German at the moment)) and/or
- for Plant Analytics Services the "Standard Terms and Conditions for Plant Analytics Services – for Customer in Germany"<sup>1)</sup> ("Allgemeine Geschäftsbedingungen für das Plant Analytics Services – für Kunden in Deutschland" (only available in German at the moment)) and/or
- for stand-alone software products and software products forming a part of a product or project, the "General License Conditions for Software Products for Automation and Drives for Customers with a Seat or registered Office in Germany"<sup>1)</sup> and/or
- for other supplies and/or services the "General Conditions for the Supply of Products and Services of the Electrical and Electronics Industry"<sup>1)</sup>.

In case such supplies and/or services should contain Open Source Software, the conditions of which shall prevail over the "General Conditions for the Supply of Products and Services of the Electrical and Electronics Industry"<sup>1)</sup>. A notice will be contained in the scope of delivery in which the applicable conditions for Open Source Software are specified. This shall apply mutatis mutandis for notices referring to other third party software components.

#### 1.2 For customers with a seat or registered office outside Germany

For customers with a seat or registered office outside Germany, the following applies subordinate to the T&C:

- for Plant Analytics Services the "Standard Terms and Conditions for Plant Analytics Services"<sup>1)</sup> and/or
- for services the "International Terms & Conditions for Services"<sup>1)</sup> supplemented by "Software Licensing Conditions"<sup>1)</sup> and/or
- for other supplies of hard- and/or software the "International Terms & Conditions for Products"<sup>1)</sup> supplemented by "Software Licensing Conditions"<sup>1)</sup>

#### 1.3 For customers with master or framework agreement

To the extent our supplies and/or services offered are covered by an existing master or framework agreement, the terms and conditions of that agreement shall apply instead of T&C.

### 2. Prices

The prices are in € (Euro) ex point of delivery, exclusive of packaging.

The sales tax (value added tax) is not included in the prices. It shall be charged separately at the respective rate according to the applicable statutory legal regulations.

Prices are subject to change without prior notice. We will charge the prices valid at the time of delivery.

To compensate for variations in the price of raw materials (e.g. silver, copper, aluminum, lead, gold, dysprosium and neodym), surcharges are calculated on a daily basis using the so-called metal factor for products containing these raw materials. A surcharge for the respective raw material is calculated as a supplement to the price of a product if the basic official price of the raw material in question is exceeded.

The metal factor of a product indicates the basic official price (for those raw materials concerned) as of which the surcharges on the price of the product are applied, and with what method of calculation.

An exact explanation of the metal factor can be downloaded at:

[www.siemens.com/automation/salesmaterial-as/catalog/en/terms\\_of\\_trade\\_en.pdf](http://www.siemens.com/automation/salesmaterial-as/catalog/en/terms_of_trade_en.pdf)

To calculate the surcharge (except in the cases of dysprosium and neodym), the official price from the day prior to that on which the order was received or the release order was effected is used.

To calculate the surcharge applicable to dysprosium and neodym ("rare earths"), the corresponding three-month basic average price in the quarter prior to that in which the order was received or the release order was effected is used with a one-month buffer (details on the calculation can be found in the explanation of the metal factor).

### 3. Additional Terms and Conditions

The dimensions are in mm. In Germany, according to the German law on units in measuring technology, data in inches apply only to devices for export.

Illustrations are not binding.

Insofar as there are no remarks on the individual pages of this catalog - especially with regard to data, dimensions and weights given - these are subject to change without prior notice.

<sup>1)</sup> The text of the Terms and Conditions of Siemens AG can be downloaded at [www.siemens.com/automation/salesmaterial-as/catalog/en/terms\\_of\\_trade\\_en.pdf](http://www.siemens.com/automation/salesmaterial-as/catalog/en/terms_of_trade_en.pdf)

## Appendix

### Conditions of sale and delivery

#### 4. Export regulations

We shall not be obligated to fulfill any agreement if such fulfillment is prevented by any impediments arising out of national or international foreign trade or customs requirements or any embargoes and/or other sanctions.

Export may be subject to license. We shall indicate in the delivery details whether licenses are required under German, European and US export lists.

Our products are controlled by the U.S. Government (when labeled with "ECCN" unequal "N") and authorized for export only to the country of ultimate destination for use by the ultimate consignee or end-user(s) herein identified. They may not be resold, transferred, or otherwise disposed of, to any other country or to any person other than the authorized ultimate consignee or end-user(s), either in their original form or after being incorporated into other items, without first obtaining approval from the U.S. Government or as otherwise authorized by U.S. law and regulations.

The export indications can be viewed in advance in the description of the respective goods on the Industry Mall, our online catalog system. Only the export labels "AL" and "ECCN" indicated on order confirmations, delivery notes and invoices are authoritative.

Products labeled with "AL" unequal "N" are subject to European / national export authorization. Products without label, with label "AL:N" / "ECCN:N", or label "AL:9X9999" / "ECCN: 9X9999" may require authorization from responsible authorities depending on the final end-use, or the destination.

If you transfer goods (hardware and/or software and/or technology as well as corresponding documentation, regardless of the mode of provision) delivered by us or works and services (including all kinds of technical support) performed by us to a third party worldwide, you must comply with all applicable national and international (re-)export control regulations.

If required for the purpose of conducting export control checks, you (upon request by us) shall promptly provide us with all information pertaining to the particular end customer, final disposition and intended use of goods delivered by us respectively works and services provided by us, as well as to any export control restrictions existing in this relation.

The products listed in this catalog may be subject to European/German and/or US export regulations. Any export requiring approval is therefore subject to authorization by the relevant authorities.

Errors excepted and subject to change without prior notice.

Further information can be obtained from our branch offices listed at [www.siemens.com/automation-contact](http://www.siemens.com/automation-contact)

<b>Interactive Catalog on DVD</b>	<i>Catalog</i>	<b>Process Instrumentation and Analytics</b>	<i>Catalog</i>
Products for Automation and Drives	<b>CA 01</b>	<i>Digital: Field Instruments for Process Automation</i>	FI 01
<b>Building Control</b>		<i>Digital: Display Recorders SIREC D</i>	MP 20
GAMMA Building Control	ET G1	<i>Digital: SIPART Controllers and Software</i>	MP 31
<b>Drive Systems</b>		Products for Weighing Technology	WT 10
SINAMICS G130 Drive Converter Chassis Units	D 11	<i>Digital: Process Analytical Instruments</i>	AP 01
SINAMICS G150 Drive Converter Cabinet Units		<i>Digital: Process Analytics, Components for Continuous Emission Monitoring</i>	AP 11
SINAMICS GM150, SINAMICS SM150 Medium-Voltage Converters	D 12	<b>Low-Voltage Power Distribution and Electrical Installation Technology</b>	
<i>Digital: SINAMICS PERFECT HARMONY GH180 Medium-Voltage Air-Cooled Drives (Germany Edition)</i>	D 15.1	SENTRON · SIVACON · ALPHA Protection, Switching, Measuring and Monitoring Devices, Switchboards and Distribution Systems	LV 10
SINAMICS G180 Converters – Compact Units, Cabinet Systems, Cabinet Units Air-Cooled and Liquid-Cooled	D 18.1	Standards-Compliant Components for Photovoltaic Plants	LV 11
SINAMICS S120 Chassis Format Converter Units	D 21.3	Electrical Components for the Railway Industry	LV 12
SINAMICS S120 Cabinet Modules		Power Monitoring Made Simple	LV 14
SINAMICS S150 Converter Cabinet Units		Components for Industrial Control Panels according to UL Standards	LV 16
SINAMICS S120 and SIMOTICS	D 21.4	3WT Air Circuit Breakers up to 4000 A	LV 35
SINAMICS DCM DC Converter, Control Module	D 23.1	3VT Molded Case Circuit Breakers up to 1600 A	LV 36
SINAMICS Inverters for Single-Axis Drives · Built-In Units	D 31.1	<i>Digital: SIVACON System Cubicles, System Lighting and System Air-Conditioning</i>	LV 50
SINAMICS Inverters for Single-Axis Drives · Distributed Inverters	D 31.2	<i>Digital: ALPHA Distribution Systems</i>	LV 51
<i>Digital: SINAMICS S210 Servo Drive System</i>	D 32	ALPHA FIX Terminal Blocks	LV 52
<i>Digital: SINAMICS V90 Basic Servo Drive System</i>	D 33	SIVACON S4 Power Distribution Boards	LV 56
<i>Digital: SINAMICS G120P and SINAMICS G120P Cabinet pump, fan, compressor converters</i>	D 35	SIVACON 8PS Busbar Trunking Systems	LV 70
LOHER VARIO High Voltage Motors Flameproof, Type Series 1PS4, 1PS5, 1MV4 and 1MV5 Frame Size 355 to 1000, Power Range 80 to 7100 kW	D 83.2	<i>Digital: DELTA Switches and Socket Outlets</i>	ET D1
<i>Digital: Three-Phase Induction Motors SIMOTICS HV, SIMOTICS TN</i>	D 84.1	Vacuum Switching Technology and Components for Medium Voltage	HG 11.01
<i>Digital: Three-Phase Induction Motors SIMOTICS HV</i>	D 84.3	<b>Motion Control</b>	
High Voltage Three-phase Induction Motors SIMOTICS HV Series A-compact PLUS	D 84.9	SINUMERIK 840 Equipment for Machine Tools	NC 62
<i>Digital: Modular Industrial Generators SIGENTICS M</i>	D 85.1	SINUMERIK 808 Equipment for Machine Tools	NC 81.1
Three-Phase Induction Motors SIMOTICS HV, Series H-compact	D 86.1	SINUMERIK 828 Equipment for Machine Tools	NC 82
Synchronous Motors with Permanent-Magnet Technology, HT-direct	D 86.2	SIMOTION Equipment for Production Machines	PM 21
DC Motors	DA 12	<i>Digital: Drive and Control Components for Cranes</i>	CR 1
SIMOVERT PM Modular Converter Systems	DA 45	<b>Power Supply</b>	
MICROMASTER 420/430/440 Inverters	DA 51.2	SITOP Power supply	KT 10.1
MICROMASTER 411/COMBIMASTER 411	DA 51.3	<b>Safety Integrated</b>	
<u>Low-Voltage Three-Phase-Motors</u>		Safety Technology for Factory Automation	SI 10
SIMOTOCS S-1FG1 Servo geared motors	D 41	<b>SIMATIC HMI / PC-based Automation</b>	
SIMOTICS Low-Voltage Motors	D 81.1	Human Machine Interface Systems/ PC-based Automation	ST 80/ ST PC
SIMOTICS FD Low-Voltage Motors	D 81.8	<b>SIMATIC Ident</b>	
LOHER Low-Voltage Motors	D 83.1	Industrial Identification Systems	ID 10
<i>Digital: MOTOX Geared Motors</i>	D 87.1	<b>SIMATIC Industrial Automation Systems</b>	
SIMOGEAR Geared Motors	MD 50.1	Products for Totally Integrated Automation	ST 70
SIMOGEAR Electric-monorail geared motors Light-load and heavy-load applications	MD 50.8	SIMATIC PCS 7 Process Control System System components	ST PCS 7
SIMOGEAR Gearboxes with adapter	MD 50.11	SIMATIC PCS 7 Process Control System Technology components	ST PCS 7 T
<u>Mechanical Driving Machines</u>		Add-ons for the SIMATIC PCS 7 Process Control System	ST PCS 7 AO
FLENDER Standard Couplings	MD 10.1	SIMATIC S7-400 advanced controller	ST 400
FLENDER High Performance Couplings	MD 10.2	<b>SIMATIC NET</b>	
FLENDER Backlash-free Couplings	MD 10.3	Industrial Communication	IK PI
FLENDER SIP Standard industrial planetary gear units	MD 31.1	<b>SIRIUS Industrial Controls</b>	
		<i>Digital: SIRIUS Industrial Controls</i>	IC 10

*Digital: These catalogs are only available as a PDF.***Information and Download Center**

Digital versions of the catalogs are available on the Internet at:

[www.siemens.com/industry/infocenter](http://www.siemens.com/industry/infocenter)

There you'll find additional catalogs in other languages.

Please note the section "Downloading catalogs" on page "Online services" in the appendix of this catalog.

Siemens AG  
Digital Factory Division  
Factory Automation  
Postfach 48 48  
90026 Nürnberg  
Germany

© Siemens AG 2018  
Subject to change without prior notice  
Article No.: E86060-K4680-A101-C6-7600  
18-1018 / Dispo 07900  
KG 0818 1.3 LMB 634 En  
Printed in Germany

The information provided in this catalog contains descriptions or characteristics of performance which in case of actual use do not always apply as described or which may change as a result of further development of the products. An obligation to provide the respective characteristics shall only exist if expressly agreed in the terms of contract. Availability and technical specifications are subject to change without notice.

All product designations may be trademarks or product names of Siemens AG or supplier companies whose use by third parties for their own purposes could violate the rights of the owners.

## Security information

Siemens provides products and solutions with industrial security functions that support the secure operation of plants, systems, machines and networks.

In order to protect plants, systems, machines and networks against cyber threats, it is necessary to implement – and continuously maintain – a holistic, state-of-the-art industrial security concept. Siemens' products and solutions only form one element of such a concept.

Customer is responsible to prevent unauthorized access to its plants, systems, machines and networks. Systems, machines and components should only be connected to the enterprise network or the internet if and to the extent necessary and with appropriate security measures (e.g. use of firewalls and network segmentation) in place.

Additionally, Siemens' guidance on appropriate security measures should be taken into account.

For more information about industrial security, please visit <http://www.siemens.com/industrialsecurity>

Siemens' products and solutions undergo continuous development to make them more secure. Siemens strongly recommends to apply product updates as soon as available and to always use the latest product versions.

Use of product versions that are no longer supported, and failure to apply latest updates may increase customer's exposure to cyber threats.

To stay informed about product updates, subscribe to the Siemens Industrial Security RSS Feed under <http://www.siemens.com/industrialsecurity>